

Saint John XXIII Catholic Community
Altar Linen Ministry Schedule 2025
July—September

Minister	Pickup Date
Dorothy Parker	July 6
Della Packingham	July 13
Mary Ann Biernat	July 20
Jennah Keffler	July 27
Glenna Martinez	August 3
Patty Waid	August 10
Terry Hernandez	August 17
Kathi Dineen	August 24
Cathy Shoemaker	August 31
Dorothy Parker	September 7
Della Packingham	September 14
Mary Ann Biernat	September 21
Jennah Keffler	September 28

Altar Linen Team	
Minister	Phone
Mary Ann Biernat	(505) 292-5384
Kathi Dineen	(505) 296-4249
Terry Hernandez	(505) 296-4724
Jennah Keffler	(505) 206-1137
Gail Kinney	(505) 856-1512
Della Packingham	(505) 350-5382
Dorothy Parker	(505) 298-7769
Glenna Martinez	(505) 296-5320
Cathy Shoemaker	(505) 275-0006
Patty Waid	(505) 250-4952

Sarah Feery
 Director of Worship
 (505) 293-0086
worship@johnxxiiicc.org

4831 Tramway Ridge Dr. NE
 Albuquerque, NM 87111
 Phone: 293-0088
 Website: www.johnxxiiicc.org

Parish Office
 Phone: (505) 293-0088

Saint John XXIII Catholic Community

A Vatican Council II Concept of Christian Community and Mission

Altar Linen Ministry

Instructions

- ♦ On your assigned weekend, pick up the linen and check to see if the Holy Water fonts are almost dry or dirty.
- ♦ Check the Altar “topper.” If it is soiled, please change it.
- ♦ Please iron all linen and take a clean sample home so you know how to iron the folds correctly, if needed. (Please contact me for a copy of the folding instructions/diagram)
- ♦ Please do not wash or iron the Chapel’s linen. Thank you!

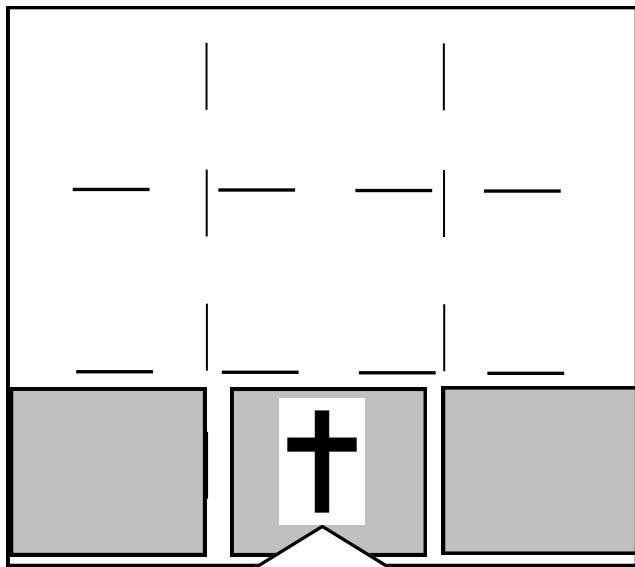
On behalf of the Clergy,

We would like to thank all of the ministers who have offered their services on cleaning and pressing the designed Chasubles. Your attention to detail with pressing the drape and fabrics to make sure our Priests make a lasting impression when celebrating Mass or Communion is greatly appreciated. If you should have any questions or concerns about the Linen Team, please contact the Director of Worship, Sarah Feery at 293-0086 or email: worship@johnxxiicc.org.

If you are unable to fill your ministry, please find a substitute to fill in for you. Also, please call the parish office to let us know who will be filling in.

Thank you so much for your time and we are so appreciative of your hard work!






STEP 1

Fold this
section over
the Cross

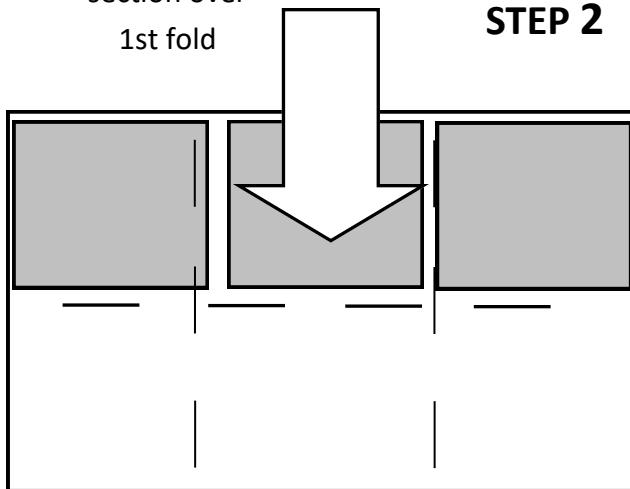
This is a Corporal. It is similar to the cloth placemat you would use on your table at home. The Sacred Body & Precious Blood are placed on the Corporal during Mass.

The Corporal is a **SQUARE** linen. Our newer Corporals have a Cross embroidered at the **bottom center**. Some of the older ones have a Cross embroidered in the middle of the Corporal.



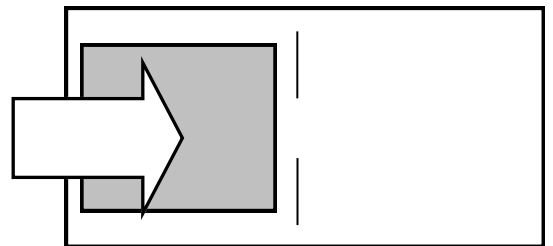
Fold this
section over
1st fold

STEP 2




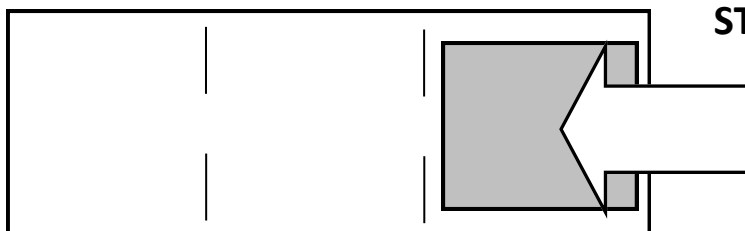
Fold this
section over
3rd fold

STEP 4



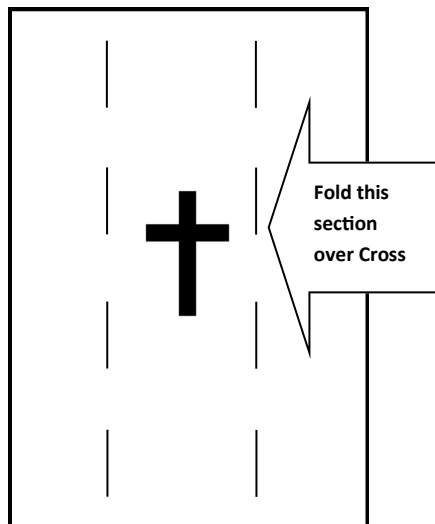
STEP 3

Fold this
section over
2nd fold



FINISHED

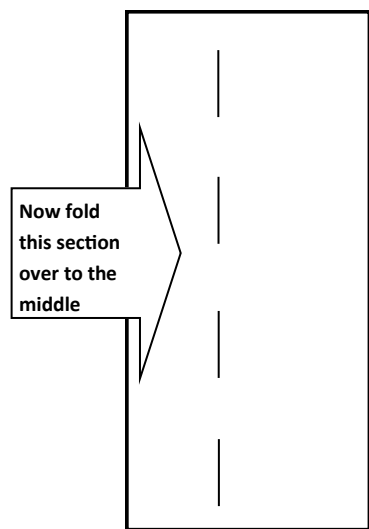
CORPORAL



STEP 1


This is a Purificator. It is similar to the cloth napkin you would use on your table at home. The Purificator is used to wipe the rim of the Chalice at Mass.

The Purificator is an OBLONG Linen. It has a Cross embroidered in the center. When finished, it also has a distinctive “accordion” fold at the top.

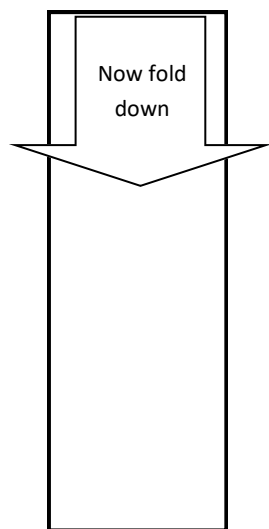


STEP 2

With your finger, gently push inward on the fold until you get a “V” with the crease being **BELOW** the cross. Then iron down the “V”




Church



STEP 3

They will not meet at the bottom anymore



STEP 4



**SIDE VIEW OF
FINISHED
PURIFICATOR**