

Saint John XXIII Catholic Community

Altar Linen Ministry Schedule 2026

July—September

Minister	Pickup Date
Della Packingham	July 5
Mary Ann Biernat	July 12
Jannah Keffler	July 19
Glenna Martinez	July 26
Patty Waid	August 2
Ginny Wing	August 9
Donna Mulkern	August 16
Terry Hernandez	August 23
Kathi Dineen	August 30
Cathy Shoemaker	September 6
Dorothy Parker	September 13
Della Packingham	September 20
Mary Ann Biernat	September 27

Altar Linen Team	
Minister	Phone
Mary Ann Biernat	(505) 205-7182
Kathi Dineen	(505) 296-4249
Terry Hernandez	(505) 296-4724
Jannah Keffler	(505) 206-1137
Glenna Martinez	(505) 296-5320
Donna Mulkern	(505) 264-0524
Della Packingham	(505) 350-5382
Dorothy Parker	(505) 298-7769
Cathy Shoemaker	(505) 275-0006
Patty Waid	(505) 250-4952
Ginny Wing	(505) 296-3826

Sarah Feery

Director of Worship

(505) 293-0086

worship@johnxxiicc.org

4831 Tramway Ridge Dr. NE

Albuquerque, NM 87111

Phone: 293-0088

Website: www.johnxxiicc.org

Parish Office

Phone: (505) 293-0088

Saint John XXIII Catholic Community

A Vatican Council II Concept of Christian Community and Mission

Altar Linen Ministry



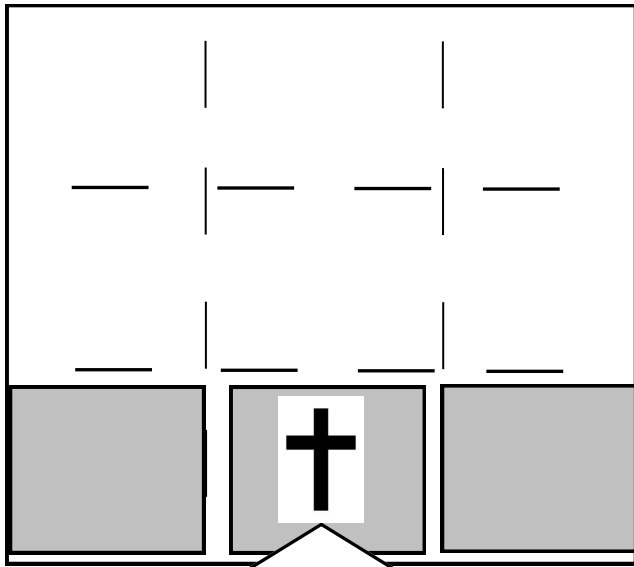
We would like to thank all of the ministers who have offered their service to this ministry. Having these linens cared for each week is greatly appreciated.

If you are unable to serve during your assigned weekend, please find a substitute to fill in for you.

If you have any questions or concerns, please contact the Director of Worship, Sarah Feery, at 293-0086 or at worship@johnxxiicc.org.

Instructions

- ◆ On your assigned weekend, pick up the linens from the sacristy.
- ◆ Wash and iron all linens before returning them. Occasionally, there may be some regular hand towels. Please launder these as well and return with the rest. They are used to clean our holy water bowls out and when there is a baptisms.
- ◆ You are welcome to take clean samples home if you'd like to see how the linens are folded and ironed. The following pages also include folding instructions for your reference.



STEP 1

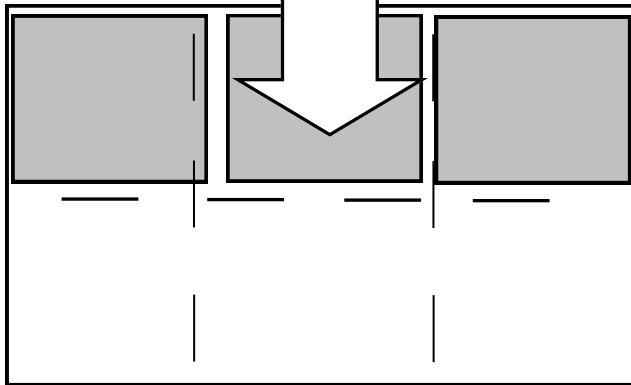
Fold this section over the Cross

This is a Corporal. It is similar to the cloth placemat you would use on your table at home. The Sacred Body & Precious Blood are placed on the Corporal during Mass.

The Corporal is a **SQUARE** linen. Our newer Corporals have a **Cross** embroidered at the **bottom center**. Some of the older ones have a Cross embroidered in the middle of the Corporal.

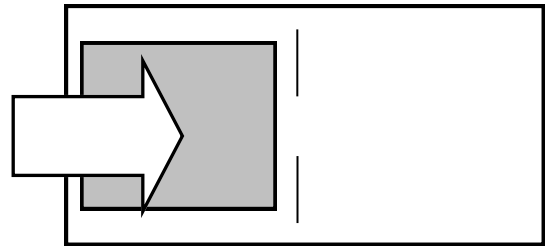
Fold this section over
1st fold

STEP 2




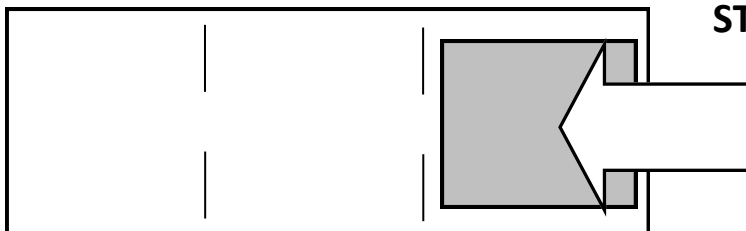
Fold this section over
3rd fold

STEP 4

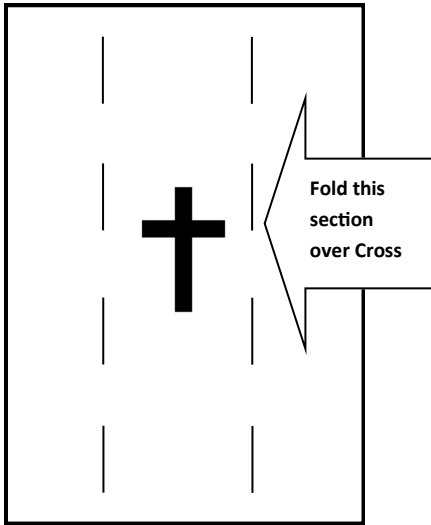


STEP 3

Fold this section over
2nd fold



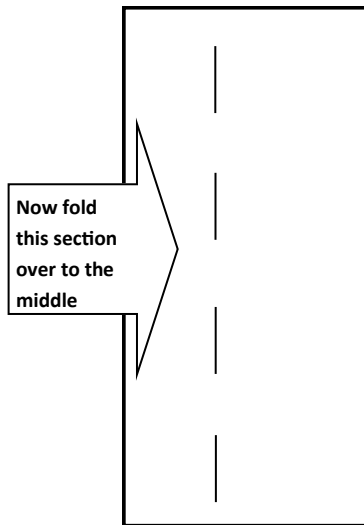
**FINISHED
CORPORAL**



STEP 1

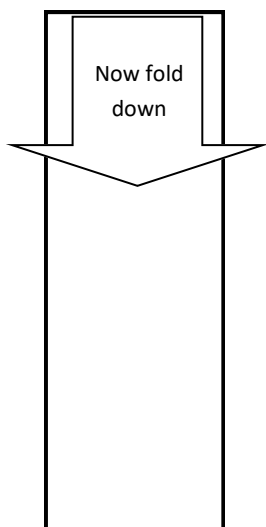
This is a Purificator. It is similar to the cloth napkin you would use on your table at home. The Purificator is used to wipe the rim of the Chalice at Mass.

The Purificator is an **OBLONG** Linen. It has a **Cross** embroidered in the center. When finished, it also has a distinctive “accordion” fold at the top.




STEP 2

With your finger, gently push inward on the fold until you get a “V” with the crease being **BELOW** the cross. Then iron down the “V”



STEP 3

They will not meet at the bottom anymore



STEP 4



SIDE VIEW OF FINISHED PURIFICATOR