



TIMELESS NORWEGIAN CRAFT

...built in Maine

WOOD
PRODUCTS

CONTENTS

JØTUL F 602 V3	page 7
JØTUL F 445 HOLLIDAY	page 8
JØTUL F 445 HOLLIDAY CF	page 9
JØTUL F 500 V3 OSLO	page 10
JØTUL F 500 V3 OSLO CF	page 11
JØTUL F 35 ROCKWOOD	page 12
JØTUL F 55 V2 CARRABASSETT	page 13
JØTUL FUSION™ TECHNOLOGY	page 14
HEATING CAPACITY BY ZONE	page 15
TECHNICAL SPECIFICATIONS	page 16

Jøtul has a policy of constant improvement and upgrading. Products therefore may differ in specification, design, material or dimensions at any time without prior notice. Some settings of the photographs are for aesthetic purpose only and may not comply with installation requirements. All Matte Black painted units come with Matte Black painted handles. Enamel units come with chrome handles.



🇳🇴 TIMELESS NORWEGIAN CRAFT

...built in Maine

Jøtul's cast iron stoves and fireplaces have been crafted in Norway since 1853. For more than 170 years Jøtul has worked at mastering the art of fighting the cold.

In 2015 Jøtul expanded its operation in Maine to include production for the North American market. This is the background for our current position as market leader and the preferred choice for customers who want the best all over the world.



CAST IRON – PREFERRED BY GENERATIONS

The choice to produce our products from cast iron is exclusively based on the material's extreme high quality and durability. When used properly wood stoves from Jøtul do not deform, the doors stay in place, and hinges and closing mechanisms remain reliable even after long-term use. In addition, spare parts extend the longevity of a Jøtul product further.

PURE HEAT FROM NORWAY

Norway is known around the world for their focus towards sustainability and the environment and we have the strictest demands regarding emissions in the world. This is why Jøtul strives to maximize fuel utilization and optimize the heating effect from all their products. This is good news for your wallet and the environment.



AWARD-WINNING TIMELESS DESIGN

Jøtul products represent functional, modern design. They are innovative, yet stand the test of time beyond short-term trends. At Jøtul, we are convinced that form should follow function, and that good design is more than meets the eye. Several of our products have been recognized with design awards.

A photograph of a snow-covered mountain range under a cloudy sky. The mountains are covered in a thick layer of snow, with some rocky outcrops visible. The sky is filled with soft, white clouds. The overall tone is cool and wintry.

FIGHTING THE COLD FOR OVER 170 YEARS



JØTUL F 602 V3

Introducing the new Jøtul F 602 V3, the latest evolution of our iconic wood stove, now enhanced with award-winning Jøtul Fusion technology. Designed as the ultimate small room heater, the F 602 V3 combines efficiency with modern innovation. It achieves a remarkably low emission rate while maintaining the impressive heat output and burn time that earned its predecessor the nickname “Little Giant.”

HEATING CAPACITY: Up to 800 sqft*

MAXIMUM HEAT OUTPUT: Up to 37,500 BTU/hr*

*See heating zones and further BTU information on page 15

EFFICIENCY: LHV 82.9% - HHV 76.7%

BURN TIME: Up to 5 hrs.

EMISSIONS: 1.4 grams/hr

LOG SIZE: Up to 16"

FIREBOX SIZE: .82 ft³

WEIGHT APPROX. 160 lbs.

DIMENSIONS (H x W x D)

25 1/4" x 12 5/8" x 21 1/4"

MINIMUM HEARTH DIMENSIONS (W x D)

28 1/2" x 43 1/2" US / 28 1/2" x 45 1/2" Canada (See page 18 for vinyl flooring)

ACCESSORIES: Rear heat shield, fresh air adapter, stove top thermometer, and stove gloves



Hearth requirements ember protection only



BP





JØTUL F 445 HOLLIDAY

Redefining warmth and elegance in your home, the Jøtul F 445 combines the best aspects of a typical non-catalytic wood stove with groundbreaking Jøtul High Flow™ Combustor technology to create a clean-burning wood stove that operates without the need for a bypass. The F 445 offers an unparalleled view of dancing flames, featuring a sleek exterior and a spacious firebox, inviting you to relax and unwind in its comforting glow.

HEATING CAPACITY: Up to 1,600 sqft*

MAXIMUM HEAT OUTPUT: Up to 55,000 BTU/hr*

*See heating zones and further BTU information on page 15

EFFICIENCY: LHV 78% - HHV 72%

BURN TIME: Up to 9 hrs.

EMISSIONS: .49 grams/hr

LOG SIZE: Up to 20"

FIREBOX SIZE: 2.03 ft³

WEIGHT APPROX. 418 lbs.

DIMENSIONS (H x W x D)

29" x 26 1/4" x 25"

MINIMUM HEARTH DIMENSIONS (W x D)

33" x 40" US / 41" x 48" Canada (See page 18 for vinyl flooring)

ACCESSORIES: Rear heat shield, 6" double wall adapter, cook plate, short leg kit, leg levelers, blower fan kit, outside air adapter



Optional cook plate
Available 2025



BP





JØTUL F 445 HOLLIDAY

Elevate your home's warmth and style with the Jøtul F 445. This exceptional wood stove merges traditional non-catalytic design with cutting-edge Jøtul High Flow™ Combustor technology, ensuring a clean and efficient burn without the hassle of a bypass. Enjoy an unobstructed view of the captivating flames through its elegant design and spacious firebox, creating a cozy ambiance that invites you to unwind. Experience the perfect harmony of aesthetics and performance with the Jøtul F 445, and let its comforting glow enhance your living space.

HEATING CAPACITY: Up to 1,600 sqft*

MAXIMUM HEAT OUTPUT: Up to 55,000 BTU/hr*

*See heating zones and further BTU information on page 15

EFFICIENCY: LHV 78% - HHV 72%

BURN TIME: Up to 9 hrs.

EMISSIONS: .49 grams/hr

LOG SIZE: Up to 20"

FIREBOX SIZE: 2.03 ft³

WEIGHT APPROX. 418 lbs.

DIMENSIONS (H x W x D)

29" x 26 1/4" x 25"

MINIMUM HEARTH DIMENSIONS (W x D)

33" x 40" US / 41" x 48" Canada (See page 18 for vinyl flooring)

ACCESSORIES: Rear heat shield, 6" double wall adapter, cook plate, short leg kit, leg levelers, blower fan kit, outside air adapter



Optional cook plate
Available 2025



BP





JØTUL F 500 V3 OSLO

Two time Vesta award winner, including Best in Show and Best New Technology, the Jøtul F 500 V3 Oslo has quickly become one of the most recognized wood stoves on the market. Utilizing patented Jøtul Fusion™ Technology, the F 500 V3 Oslo was able to combine the best aspects of a typical non-catalytic wood stove with ground breaking Jøtul High Flow™ Combustor technology to create a clean burning wood stove that operates without the need for a bypass. The absence of a combustor bypass allows the F 500 V3 Oslo to operate in clean burn mode 100% of the time.

HEATING CAPACITY: Up to 2,300 sqft*

MAXIMUM HEAT OUTPUT: Up to 70,000 BTU/hr*

*See heating zones and further BTU information on page 15

EFFICIENCY: LHV 84.7% - HHV 78.4%

BURN TIME: Up to 10 hrs

EMISSIONS: 0.5 grams/hr.

LOG SIZE: Up to 24"

FIREBOX SIZE: 2.41 ft³

WEIGHT APPROX: 445 lbs.

DIMENSIONS (H x W x D)

28 1/2" x 28 1/4" x 24 3/4"


MINIMUM HEARTH DIMENSIONS (W x D)

50 1/2" x 40 3/4" US / 52 1/2" x 48 3/4" Canada (See page 18 for vinyl flooring)

ACCESSORIES: Cook plate, blower fan kit, rear heatshield, leg leveler kit, 6" double wall adapter, outside air kit, mobile home approved, stove top thermometer, short leg kit (for fireplace installation only), and stove gloves



Optional cook plate



BP

BBE

LNE





JØTUL F 500 V3 OSLO CF

Two time Vesta award winner, including Best in Show and Best New Technology, the Jøtul F 500 V3 Oslo CF offers an unobstructed view of the fire as well. Utilizing patented Jøtul Fusion™ Technology, the F 500 V3 Oslo was able to combine the best aspects of a typical non-catalytic wood stove with ground breaking Jøtul High Flow™ Combustor technology to create a clean burning wood stove that operates without the need for a bypass. The absence of a combustor bypass allows the F 500 V3 Oslo CF to operate in clean burn mode 100% of the time.

HEATING CAPACITY: Up to 2,300 sqft*

MAXIMUM HEAT OUTPUT: Up to 70,000 BTU/hr*

*See heating zones and further BTU information on page 15

EFFICIENCY: LHV 84.7% - HHV 78.4%

BURN TIME: Up to 10 hrs.

EMISSIONS: 0.5 grams/hr.

LOG SIZE: Up to 24"

FIREBOX SIZE: 2.41 ft³

WEIGHT APPROX: 445 lbs.

DIMENSIONS (H x W x D)

28 1/2" x 28 1/4" x 24 3/4"


MINIMUM HEARTH DIMENSIONS (W x D)

50 1/2" x 40 3/4" US / 52 1/2" x 48 3/4" Canada (See page 18 for vinyl flooring)

ACCESSORIES: Cook plate, blower fan kit, rear heatshield, leg leveler kit, 6" double wall adapter, outside air kit, mobile home approved, stove top thermometer, short leg kit (for fireplace installation only), and stove gloves



Optional cook plate





JØTUL F 35 ROCKWOOD

Utilizing our Jøtul Turbulator™ non-catalytic technology, the F 35 Rockwood is a welcome addition to our hybrid cast and steel line of wood stoves. Focusing on an optimal fire viewing area, combined with an industry-low emission rate of 1.2 gram/hr, this medium size heater will keep your heart and hearth warm all winter.

HEATING CAPACITY: Up to 1,200 sqft*

MAXIMUM HEAT OUTPUT: Up to 59,440 BTU/hr*

*See heating zones and further BTU information on page 15

EFFICIENCY: LHV 73.67% - HHV 68.5%

BURN TIME: Up to 6.75 hrs.

EMISSIONS: 1.2 grams/hr.

LOG SIZE: Up to 16" (front to back)

FIREBOX SIZE: 1.58 ft³

WEIGHT APPROX: 365 lbs.

DIMENSIONS (H x W x D):

26 1/2" x 20 1/4" x 27 1/2"

MINIMUM HEARTH DIMENSIONS (W x D)

30" x 43 1/2" US / 37" x 48" Canada (See page 18 for vinyl flooring)

ACCESSORIES: Steel short leg kit (for fireplace installation only), stove top thermometer, outside air kit, and stove gloves



Standard 6" double wall adapter.



BP





JØTUL F 55 V2 CARRABASSETT

If you are looking for a whole house heater, look no further. The Jøtul F 55 Carrabassett V2 is large enough to be used as a primary heat source and commands up to 10 hours of burn time. Utilizing Jøtul Turbulator™ non-catalytic technology, the Jøtul F 55 Carrabassett V2 boasts a low 1.3 gram/hr emission rate while achieving the heat output needed to keep your entire house warm on those cold winter nights.

HEATING CAPACITY: Up to 2,600 sqft*

MAXIMUM HEAT OUTPUT: Up to 84,000 BTU/hr*

*See heating zones and further BTU information on page 15

EFFICIENCY: LHV 73.13% - HHV 67.97%

BURN TIME: Up to 10 hrs.

EMISSIONS: 1.3 grams/hr.

LOG SIZE: Up to 18" (front to back)

FIREBOX SIZE: 2.76 ft³

WEIGHT APPROX. 475 lbs.

DIMENSIONS (H x W x D):

30 5/8" x 27 1/4" x 24 1/2"

MINIMUM HEARTH DIMENSIONS (W x D)

33" x 40 3/4" US / 43 1/2" x 50 1/2" Canada (See page 18 for vinyl flooring)

ACCESSORIES: Steel short leg kit (for fireplace installation only), blower fan kit, 6" double wall adapter, stove top thermometer, outside air kit, mobile home approved, and stove gloves



BP



JØTUL FUSION™ TECHNOLOGY

Jøtul's dedication to protecting the environment is inherent in everything we do. Highly sophisticated research and development, strict quality control and the very latest production technology result not only in a beautiful appearance, but also clean burning, environmentally sound performance.



The Solution To Catalytic Concerns

Our award winning patented Jøtul Fusion™ Technology is a combination of a unique Jøtul High Flow™ Combustor, operating in tandem with a secondary combustion baffle and automated secondary air control. The result is a stove that does not require a bypass and has only a single air control lever for ease of operation. The absence of a combustor bypass allows our Jøtul Fusion stoves to operate in clean burn mode 100% of the time.

Combustor Durability

The Jøtul High Flow™ Combustor design and structure is such that it allows for expansion and contraction of the material through heat cycles to prevent distortion. It is also constructed from Fecralloy, a ferrous chromium alloy that has a high melting temperature.

The Jøtul high flow combustor is backed by Jøtul's 10 year combustor warranty` covering against manufacturing defects and materials, making it the best in the industry!

Clearances To Combustibles

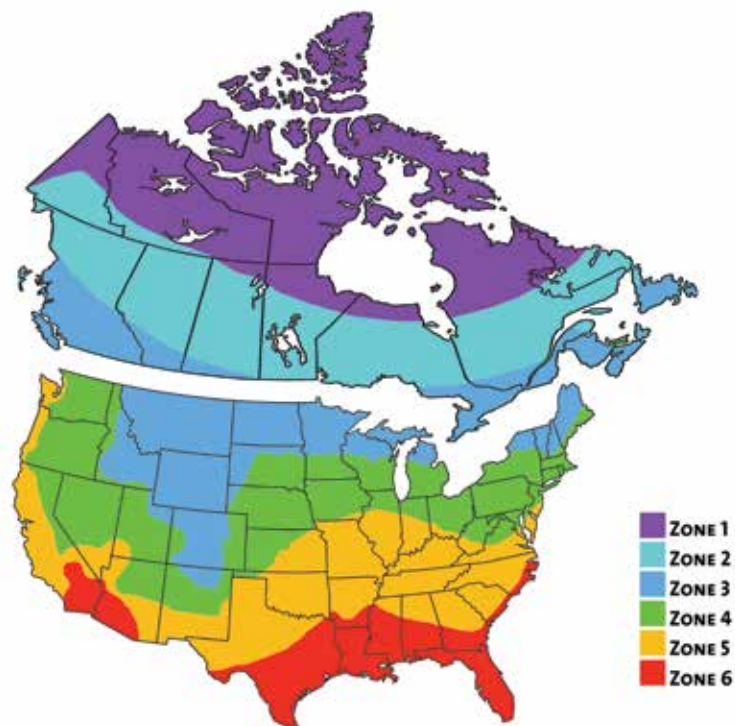
The absence of a bypass damper has allowed our Jøtul Fusion stoves to maintain there industry leading clearances to combustibles.

Emissions & Efficiency

With increased interest in air shed emission spikes during wood stove startup, we are proud to say our Jøtul Fusion™ Technology provides the industry's lowest first hour emissions profile for a wood stove.

Jøtul Wood Stoves & Inserts

US & Canada Heat Capacity by Zone



*This heating capacity zone chart is to be used as a guideline only.

*Square footage measurements may differ due to climate, building construction, and location of stove.

*The BTU output for each stove can and will vary depending on the parameters of the installation which can affect the actual BTU output.

*The maximum heat output value of the F 602 V3, F 445 Holliday, and the F 500 V3 Oslo is representative of a more frequent re-fueling cycle than specified by the EPA.

	Max Output BTU/HR	Zone 1 (sq.ft)	Zone 2 (sq.ft)	Zone 3 (sq.ft)	Zone 4 (sq.ft)	Zone 5 (sq.ft)	Zone 6 (sq.ft)
Jøtul F 602 V3 CB	37,500	300	400	500	600	700	800
Jøtul F 445 Holliday	55,000	700	800	1000	1200	1400	1600
Jøtul F 35 Rockwood	59,440	700	800	900	1000	1100	1200
Jøtul F 500 V3 Oslo	70,000	1400	1600	1800	2000	2200	2300
Jøtul F 55 V2 Carrabassett	84,000	1700	1900	2100	2300	2500	2600

TECHNICAL DIMENSIONS

JØTUL F 602 V3 CB - Page 7



Heating Capacity	Up to 800 sq. ft.
Max Heat Output	37,500 BTU/hr
Efficiency	LHV 82.9% - HHV 76.7%
Log Size	Up to 16"
Emissions	1.4 Grams/hr
Burn Time	Up to 5 hrs
Firebox Size	.82 ft3
Weight	160 lbs

Clearances Top Vent

Rear	13 1/2"
Side	21"
Corner	13"

Clearances with rear heatshield & double wall chimney connector

Rear	9"
Side	24"
Corner	9"

Height to top of flue

Top exit (26 1/2") Rear exit measured from centerline (21 5/8")

Minimum Hearth Dimensions (W x D)

28 1/2" x 43 1/2" US / 28 1/2" x 45 1/2" Canada

JØTUL F 445 HOLLIDAY & F 445 HOLLIDAY CF - PAGE 8 & 9



Heating Capacity	Up to 1,600 sq. ft.
Max Heat Output	55,000 BTU/hr*
Efficiency	LHV 78% - HHV 72%
Log Size	Up to 20"
Emissions	.49 Grams/hr
Burn Time	Up to 9 hrs
Firebox Size	2.03 ft3
Weight	418 lbs

Clearances Top Vent

Rear	16"
Side	14"
Corner	13"

Clearances with rear heatshield & double wall chimney connector

Rear	6"
Side	14"
Corner	9"

Height to top of flue

Top exit (29") Rear exit measured from centerline (25")

Rear exit measured from centerline w/opt short legs (22 3/4")

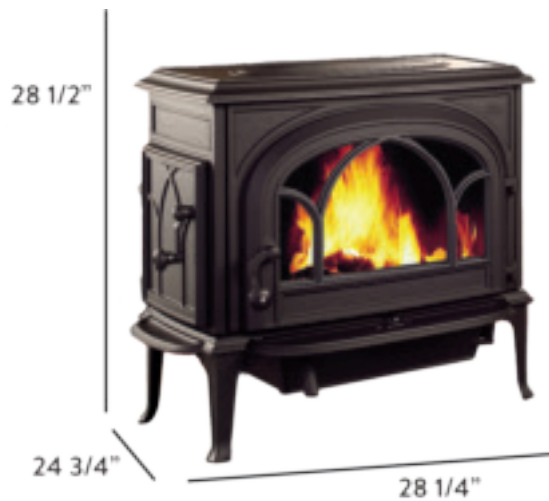
Minimum Hearth Dimensions (W x D)

33" x 40" (US) 41" x 48" (Canada)



TECHNICAL DIMENSIONS

JØTUL F 500 V3 OSLO & F 500 CF V3 OSLO - Page 10 & 11



Heating Capacity	Up to 2,300 sq. ft.
Max Heat Output	70,000 BTU/hr*
Efficiency	LHV 84.7% - HHV 78.4%
Log Size	Up to 24"
Emissions	0.5 Grams/hr
Burn Time	Up to 10 hrs
Firebox Size	2.41 ft ³
Weight	445 lbs

Clearances Top Vent

Rear	18"
Side	14"
Corner	13"

Clearances with rear heatshield & double wall chimney connector

Rear	6"
Side	14"
Corner	9"

Height to top of flue

Top exit (28 1/2") Rear exit measured from centerline (25")
Rear exit measured from centerline w/opt short legs (22 3/4")

Minimum Hearth Dimensions (W x D)

50 1/2" x 40 3/4" (US) 52 1/2" x 48 3/4" (Canada)

JØTUL F 35 ROCKWOOD- Page 12



Heating Capacity	Up to 1200 sq. ft.
Max Heat Output	59,440 BTU/hr
Efficiency	LHV 73.67% - HHV 68.5%
Log Size	Up to 16"
Emissions	1.2 Grams/hr
Burn Time	Up to 6 3/4 hrs
Firebox Size	1.58 ft ³
Weight	365 lbs

Clearances Top Vent

Rear	14"
Side	13"
Corner	10"

Clearances with double wall chimney connector

Rear	10 1/2" - 11 3/8" (Refer to manual)
Side	13"
Corner	9"

Height to top of flue

Top exit (26 1/2") Rear exit measured from centerline (22 1/2")
Rear exit measured from centerline w/opt short legs (22 1/4")


Minimum Hearth Dimensions (W x D)

30" x 43 1/2" US / 37" x 48" Canada



TECHNICAL DIMENSIONS

JØTUL F 55 V2 CARRABASSETT - Page 13



Heating Capacity	Up to 2,600 sq. ft.
Max Heat Output	84,000 BTU/hr
Efficiency	LHV 73.13% - HHV 67.97%
Log Size	Up to 18" front to back
Emissions	1.3 Grams/hr
Burn Time	Up to 10 hrs
Firebox Size	2.76 ft ³
Weight	475 lbs

Clearances Top Vent with Flue collar heatsheid

Rear	10"
Side	16"
Corner	11"

Clearances with double wall chimney connector

Rear	6"
Side	14"
Corner	12"

Height to top of flue

Top exit (30 5/8") Rear exit measured from centerline (26 3/4")
Rear exit measured from centerline w/opt short legs (23 1/2")

Minimum Hearth Dimensions (W x D)

33" x 40 3/4" US / 43 1/2" x 50 1/2" Canada

Jøtul does not recommend placing a stove and hearth pad over adhesive based vinyl flooring. This could result in permanent thermal expansion and warping several feet away from the stove.

Jøtul wood stoves efficiencies have been EPA tested and certified.

The difference between HHV and LHV efficiency values is due to how the water vapor in the exhaust gas is accounted for. The LHV calculation provides a higher efficiency as all water vapor in the exhaust is assumed to condense and the energy from it recovered and transferred as useable heat. The HHV calculation does not assume all water vapor is condensed and the energy recovered.

*The maximum heat output value of the F 602 V3, F 445 Holliday, & F 500 V3 Oslo is representative of a more frequent re-fueling cycle than specified by the EPA. The F 35 & F 55 V2 was tested with the cordwood method and the values provided from that testing is much closer to homeowner use.





“Jøtul – a life-long source of
warmth and comfort.”

Dealer info:

October 2024

jotul.com