

B

B

A

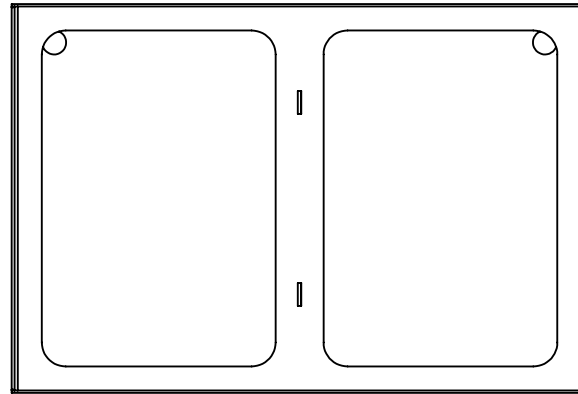
A

2

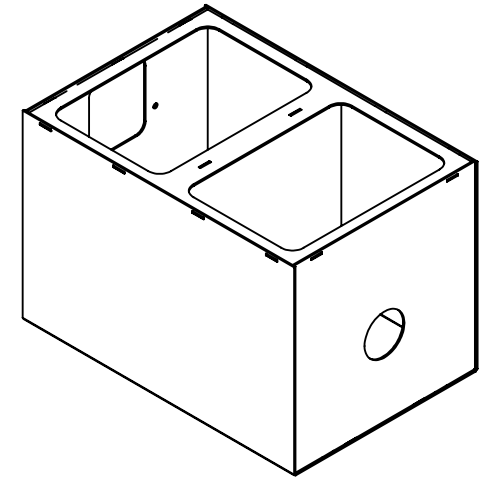
1

2

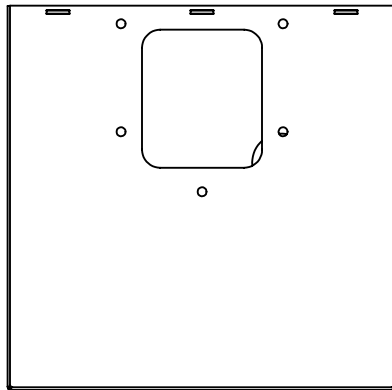
1




top view



drain hole

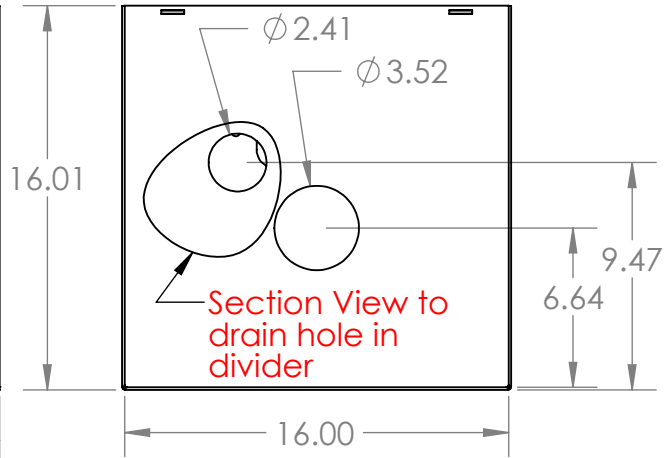


inlet



24.00

Side view



PROPRIETARY AND CONFIDENTIAL
THE INFORMATION CONTAINED IN THIS DRAWING IS THE SOLE PROPERTY OF SMOOTH ARC MFG. ANY REPRODUCTION IN PART OR AS A WHOLE WITHOUT THE WRITTEN PERMISSION OF SMOOTH ARC MFG IS PROHIBITED.

UNLESS OTHERWISE SPECIFIED:
DIMENSIONS ARE IN INCHES
TOLERANCES:
FRACTIONAL ±
ANGULAR: MACH ± BEND ±
TWO PLACE DECIMAL ±
THREE PLACE DECIMAL ±
INTERPRET GEOMETRIC TOLERANCING PER:
DO NOT SCALE DRAWING

	NAME	DATE	<div>Smooth Arc Mfg</div> <div>TITLE:</div> <div>Sump box 16x16x24 detailed Drawing</div>		
DRAWN	Andy K	09/09/25			
CHECKED					
ENG APPR.					
MFG APPR.					
Q.A.			SIZE DWG. NO. REV		
COMMENTS:					
			SCALE: 1:12 SHEET 1 OF 1		