

B


B

A

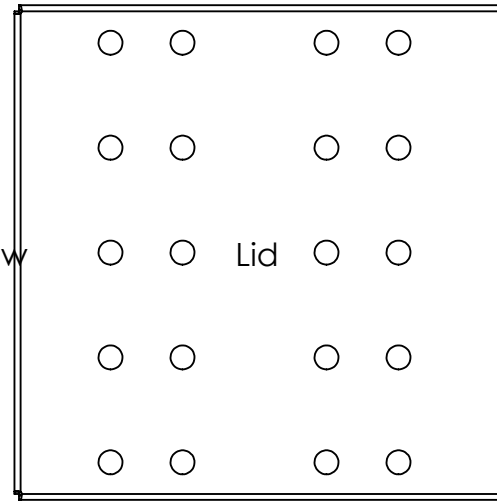
A

2

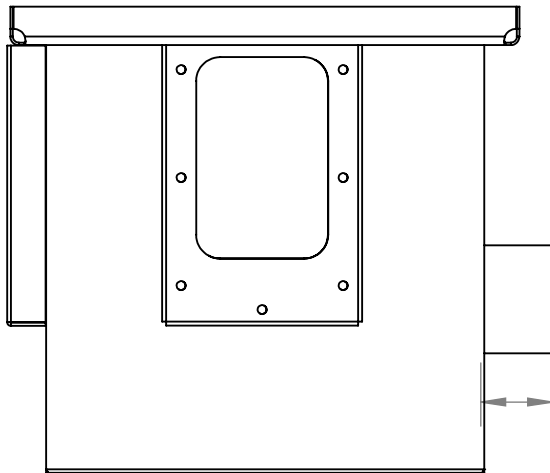
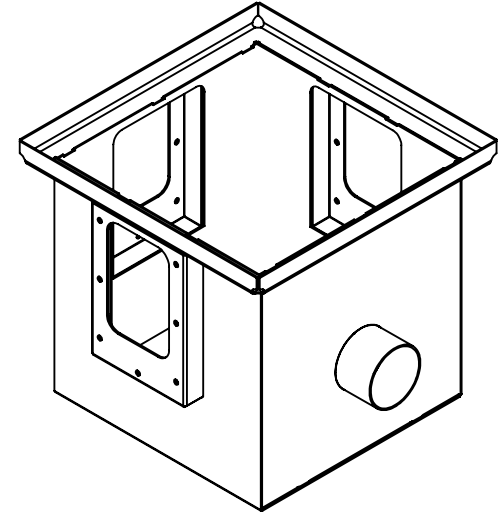
1



Top view

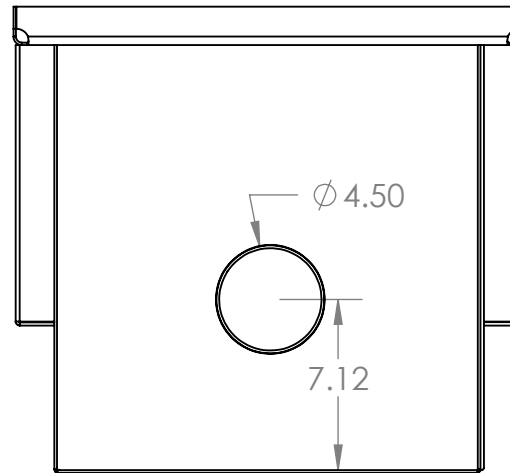


Lid



Inlet Side

3.00



Drain hole side

	NAME	DATE
DRAWN	Andy K	11/09/23
CHANGE	Andy K	01/08/24
ENG APPR.		
MFG APPR.		
Q.A.		
COMMENTS:		

Smooth Arc Mfg

TITLE:

4" - 18"x18"x18"
Sump box - Detail Drawing

SIZE DWG. NO. REV

A

SCALE: 1:12

SHEET 2 OF 2

PROPRIETARY AND CONFIDENTIAL

THE INFORMATION CONTAINED IN THIS DRAWING IS THE SOLE PROPERTY OF SMOOTH ARC MFG. ANY REPRODUCTION IN PART OR AS A WHOLE WITHOUT THE WRITTEN PERMISSION OF SMOOTH ARC MFG IS PROHIBITED.

UNLESS OTHERWISE SPECIFIED:

DIMENSIONS ARE IN INCHES
TOLERANCES:
FRACTIONAL ±
ANGULAR: MACH ± BEND ±
TWO PLACE DECIMAL ±
THREE PLACE DECIMAL ±

INTERPRET GEOMETRIC
TOLERANCING PER:

DO NOT SCALE DRAWING