





# MOVING



# DAY



# CHECKLIST



# MOVING DAY CHECKLIST

- ✓ **WAKE UP EARLY** - I know you're tired but you're leading this effort. Make sure you have time to shower and enjoy a cup of joe before the movers arrive.
- ✓ **PACK LAST MINUTE ITEMS** - Go ahead and pack your toiletries, perishables, and electronic devices. *PRO TIP* if it might spoil or is almost empty, it's better just to pitch it now.
- ✓ **TOP TO BOTTOM CHECK** - Now is the time to go top to bottom from the attic, if you have one to the garage, check all closets, drawers, and cabinets making sure you didn't miss something.
- ✓ **PLAY HOSTESS** - Welcome your moving crew. Supplying cold bottled water is going the extra mile, give them a walk thru of your home, point out any fragile items, etc.
- ✓ **BE THE CAPTAIN** - It won't be entertaining but staying put so the movers can ask questions until everything is loaded is a good idea.
- ✓ **GIVE IT A ONCE OVER** - Once everything is loaded, do a final walk thru and ensure nothing was missed. *PRO TIP* hire a cleaning crew to come behind the movers.
- ✓ **LEAD THE WAY** - Plan to go ahead of your movers to your new home and prepare to receive your belongings.
- ✓ **GET THEM READY** - Walk the movers through the property and orient them to the space. *PRO TIP* providing lunch/snacks for the movers will help them finish strong.
- ✓ **HOTEL LIVING** - Unpack only what you would need for an overnight hotel stay, on moving day, save some energy.
- ✓ **COVER UP** - Hang curtains where needed. *PRO TIP* paper curtains can be purchased to provide instant privacy.

**YOU DID IT...now go grab a quick bite or take out and relax**