







REGISTRATION GUIDE

<https://givebutter.com/HawksMarch25>



HOW TO JOIN A TEAM:

Team Leaderboard

1	 1st Grade - Miss Littel 0 members	\$0 >
2	 2nd Grade - Mrs. Schmidt 0 members	\$0 >
3	 3rd Grade - Ms. Rappis 0 members	\$0 >
4	 4th Grade - Mrs. McAleer 0 members	\$0 >
5	 5th Grade - Mrs. Burns 0 members	\$0 >
6	 6th Grade - Mrs. Jungwirth 0 members	\$0 >

Team Members

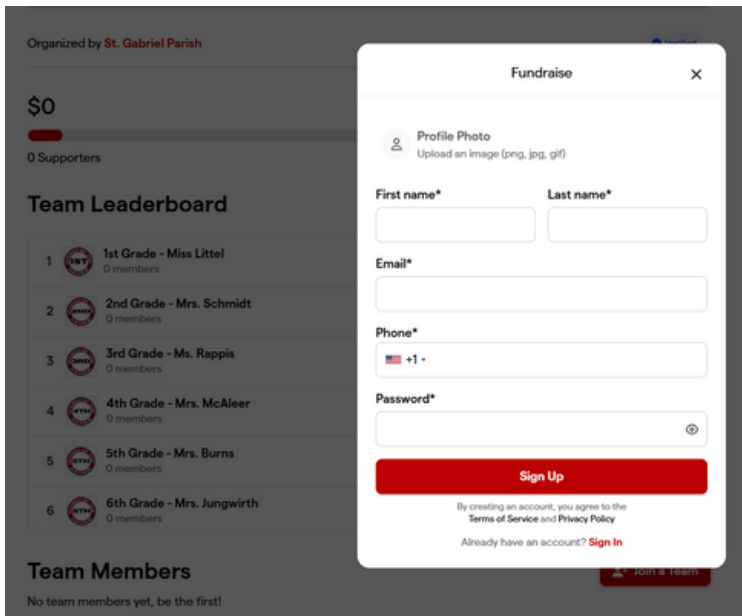
No team members yet, be the first!



1. Visit the link above or scan the QR code to visit the fundraising main page.
2. Click on the red button 'Join A Team'.

3. Upload a profile picture (if you wish).
4. Enter the student's First and Last Name.
5. Enter the Parent's email address, Phone Number, and a password.
6. Click 'Sign Up'.

Note - if you have multiple students, you will need to create an account for each child. Each account will need a separate email address. Phone number can be the same across accounts.



STEP by STEP... WE SOAR HIGHER

REGISTRATION GUIDE

<https://givebutter.com/HawksMarch25>



HOW TO JOIN A TEAM:

7. Select your child's class to join their team.
8. Enter your personal fundraising goal. Each student has been challenged to raise \$145.00.
9. Write a personal note about raising money for St. Gabriel Catholic Parish School or why your child loves their school.

10. Click the 'Share & Manage' link from your page.

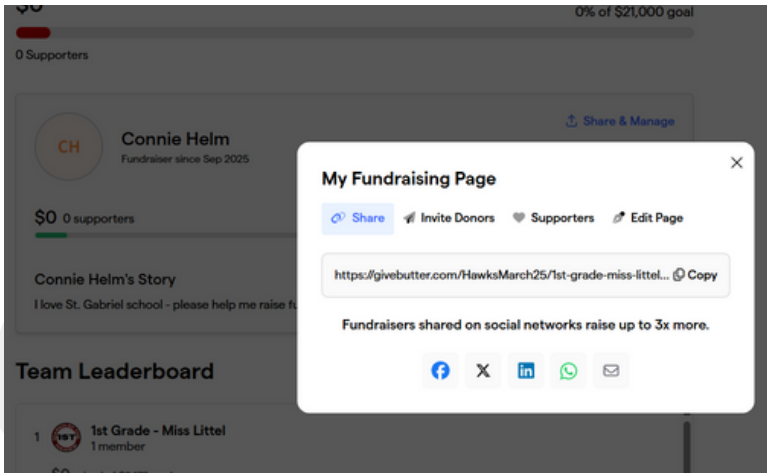
STEP by STEP... WE SOAR HIGHER

REGISTRATION GUIDE

<https://givebutter.com/HawksMarch25>

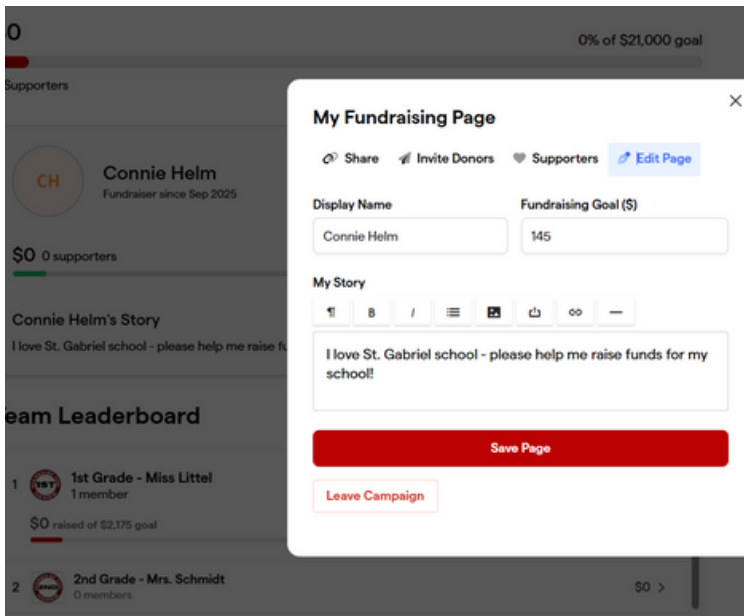


HOW TO JOIN A TEAM:



Here you will find an easy-to-share link and tools to share this fundraiser with loved ones.

11. Click on the 'Edit Page' tab.



12. Update your Display Name, Fundraising Goal, or Story.

If you have another child to register, you will need to log out of this account and start the process again.

STEP by STEP... WE SOAR HIGHER