

RESIDENCE AT HIGHLANDS

KEY REAL ESTATE

BATON ROUGE, LA

PROJECT NO. 222205

INDEX OF DRAWINGS

GENERAL NOTES

1.

WALL LOCATIONS ARE FOR DESIGN INTENT ONLY. IT IS THE RESPONSIBILITY OF THE DEVELOPER/ BUILDER/ ARCHITECT TO ENSURE THAT ALL WORK IS IN COMPLIANCE WITH APPLICABLE CITY LAWS AND REGULATIONS, FEDERAL STATE AND LOCAL CODES AND UTILITY COMPANY REQUIREMENTS.

2.

DEVELOPER/ BUILDER/ ARCHITECT SHALL CHECK AND VERIFY THAT ALL MATERIALS AND FINISHES SPECIFIED CONFORM WITH LOCAL BUILDING, PLUMBING AND ELECTRICAL AND/ OR LIFE SAFETY CODES AND SHALL BE RESPONSIBLE FOR COMPLIANCE WITH SUCH CODES.

3.

THIS IS A DESIGN INTENT DRAWING, NOT INTENDED FOR ARCHITECTURAL, ENGINEERING, OR CONSTRUCTION USE. SHOP DRAWINGS MUST BE PROVIDED TO THE DESIGNER FOR APPROVAL.

4.

CONTRACTOR TO VERIFY ON SITE ALL DIMENSIONS PRIOR TO CONSTRUCTION. DIMENSIONS IN THIS PACKAGE ARE TO BE ASSUMED FROM FINISH FACE TO FINISH FACE.

5.

CONTRACTOR TO SUBMIT SAMPLE OF ALL FINISH SUBSTITUTIONS FOR DESIGNER APPROVAL PRIOR TO COMMENCING CONSTRUCTION.

6.

INTERIOR WALL AND CEILING FINISH MATERIALS SHALL BE CLASSIFIED IN ACCORDANCE WITH ASTM E E 84 OR UL 723. INTERIOR FLOOR FINISH AND FLOOR COVERING MATERIALS TO BE OF CLASS III MATERIALS SHALL BE CLASSIFIED IN ACCORDANCE WITH NFPA 253.

ELEVATION NUMBER

A diagram of a triangle representing an elevation. The vertices are labeled: top-left is "01 ID-6.0", top-right is "04 ID-6.1", and bottom is "02".

SHEET NUMBER

The same triangle as above, but with an additional label "03" near the bottom vertex.

FINISH TYPE

A small rectangle with a dashed border and the text "P-XXX" inside.

DETAIL NUMBER

A circle containing the text "01 ID-7.0".

SHEET NUMBER

The same circle as above, but with a dashed line extending from it.

SECTION NUMBER

A vertical line with a triangle at the top. Inside the triangle is the text "01 ID-7.2".

CHANGE NUMBER

A cloud-like shape with a triangle inside. Inside the triangle is the number "1".

AREA OF CHANGE

The same cloud shape as above, but with an arrow pointing to it from the right.

GRAPHIC SYMBOLS

A

ACCESSORIES

MT

METAL

AFF

ABOVE FINISH FLOOR

MW

MICROWAVE

AP

APPLIANCES

NIS

NOT IN SCOPE

ARCH

ARCHITECTURAL

NTS

NOT TO SCALE

ASST

ASSISTANT

OH

OPPOSITE HAND

BLDG

BUILDING

P

PAINT

BO

BOTTOM OF

PAN

PANTRY

BS

BACKSPASH

PB

PLUMBING FIXTURE

C

CARPET

PKG

PACKAGE

CB

CABINETRY

PL

PLASTIC LAMINATE

CO

CONCRETE

PMS

PANTONE MATCHING SYSTEM

CONF

CONFERENCE

PWDR

POWDER

CORR

CORRIDOR

QTY

QUANTITY

CK

CORK

REF

REFRIGERATOR

CLG

CEILING

RF

RUBBER FLOORING

CP

CEILING PLUG

RM

ROOM

CLO

CLOSET

RP

RESIN PANEL

CL

CENTER LINE

RR

RESTROOM

CNTR

COUNTERTOP

RR

RESTROOM

CTR

CENTER

SG

SIGNAGE

€

CENTERLINE

SIM

SIMILAR CONDITION

D

DOOR

SOM

SCHEDULE OF MATERIALS

DF

DRINKING FOUNTAIN

SP

SPECIALTIES

DRCP

DECORATIVE REFLECTED CEILING PLAN

ST

STONE

DW

DISHWASHER

STO

STORAGE

ELEC

ELECTRICAL

STRCT

STRUCTURAL

ELEV

ELEVATOR

SS

SOLID SURFACE

EQ

EQUAL

T

TILE

ETR

EXISTING TO REMAIN

TS

TRANSITION STRIP

FP

FLOOR PLUG

TRANS

TRANSITION

FV

FIELD VERIFY

TYP

TYPICAL

GL

GLASS

TV

TELEVISION

H

HARDWARE

UC

UNDER-COUNTER

HDR

HEADER

UNO

UNLESS NOTED OTHERWISE

HPAD

HPA DESIGN GROUP

UTL

UTILITY

HVAC

HEATING, VENTILATION & AIR CONDITIONING

V

VENEER

ICE

ICE MAKER

VEND

VENDING MACHINE

ID

INTERIOR DESIGN

VIF

VERIFY IN FIELD

INT

INTERIOR

VP

VINYL PLANK

JAN

JANITOR

WC

WALLCOVERING

L

DECORATIVE LIGHTING

WD

WOOD

LIN

LINEN CLOSET

W/D

WASHER / DRYER

M

MOULDING

WH

WATER HEATER

MECH

MECHANICAL

WIC

WALK-IN CLOSET

MEP

MECHANICAL, ELECTRICAL AND PLUMBING

WMD

WARMING DRAWER

WP

WALL PANEL

MGR

MANAGER

WS

WOOD STAIN

MIN

MINIMUM

WV

WOVEN VINYL

MIR

MIRROR

MSTR

MASTER

ABBREVIATION INDEX

12.15.2023

ISSUE

SHEET

SHEET TITLE

ID-0.0

COVER SHEET

ID-0.1A

SCHEDULE OF MATERIALS - AMENITY

ID-0.1B

SCHEDULE OF MATERIALS - AMENITY

ID-0.2A

SCHEDULE OF MATERIALS - UNITS

ID-0.3A

SCHEDULE OF MATERIALS - CORRIDORS

ID-1.0

CONSTRUCTION AND FINISH PLAN- LEVEL 01, CAVE, & DOG SPA

ID-1.1

CONSTRUCTION AND FINISH PLAN- LEVEL 02

ID-2.0

DECORATIVE REFLECTED CEILING PLAN- LEVEL 01, CAVE, & DOG SPA

ID-2.1

DECORATIVE REFLECTED CEILING PLAN- LEVEL 02

ID-3.0

FLOOR FINISH PLAN- LEVEL 01, CAVE, & DOG SPA

ID-3.1

FLOOR FINISH PLAN- LEVEL 02

ID-4.0

FURNITURE PLAN- LEVEL 01, CAVE, & DOG SPA

ID-4.1

FURNITURE PLAN- LEVEL 02

ID-5.0

POWER PLAN- LEVEL 01, CAVE, & DOG SPA

ID-5.1

POWER PLAN- LEVEL 02

ID-6.0

INTERIOR ELEVATIONS

ID-6.1

INTERIOR ELEVATIONS

ID-6.2

INTERIOR ELEVATIONS

ID-6.3

INTERIOR ELEVATIONS

ID-7.0

DETAILS

ID-7.1

DETAILS

ID-7.2

DETAILS

ID-7.3

DETAILS

ID-7.4

DETAILS

ID-7.5

DETAILS

ID-8.0

DECORATIVE REFLECTED CEILING PLAN - UNITS

ID-8.1

DECORATIVE REFLECTED CEILING PLAN - UNITS

ID-8.2

FLOOR FINISH PLAN - UNITS

ID-8.3

FLOOR FINISH PLAN - UNITS

ID-9.0

CONSTRUCTION AND FINISH PLAN - TYP. CORRIDORS

ID-9.1

DECORATIVE REFLECTED CEILING PLAN - TYP. CORRIDORS

ID-9.2

FLOOR FINISH PLAN - TYP. CORRIDORS

SCHEDULE OF MATERIALS - RESIDENCE AT HIGHLANDS - AMENITY							
MATERIAL	AREA/ LOCATION	VENDOR	PATTERN NAME / NUMBER	COLOR	FINISH / SIZE	PRICE	MISCELLANEOUS / NOTES
Appliances							
AP-100	Break Room Refrigerator	GE Appliances 1.800.626.2005	19.2 Cu.Ft. Energy Star® Top-Freezer Refrigerator GTE19J5NRFSS	Stainless Steel	29-3/4"W x 66-3/8"H x 34-1/2"D	\$1279 MSRP	Energy Star Certified, ADA Compliant. GC to submit a submittal via HPA submittal process to DESIGNER for approval prior to installation and/or fabrication.
AP-101	Break Room and Kitchen Dishwasher	GE Appliances 1.800.626.2005	ADA Compliant Stainless Steel Interior Dishwasher with Sanitize Cycle GDT225SSLSS	Stainless Steel	23-3/4"W x 32-1/4"H x 23-1/2"D	\$999 MSRP	ADA Compliant, Energy Star Qualified. GC to submit a submittal via HPA submittal process to DESIGNER for approval prior to installation and/or fabrication.
AP-102	Break Room and Kitchen Warming Drawer	GE Appliances 1.800.626.2005	GE Profile 27" Warming Drawer PJ7000SFSS	Stainless	26-3/4"W x 10-1/2"H x 23-3/4"D	\$1629 MSRP	ADA Compliant. Mount in compliance with ADA Requirements. GC to submit a submittal via HPA submittal process to DESIGNER for approval prior to installation and/or fabrication.
AP-103	Coffee Bar, Kitchen Undercounter Refrigerator	Marvel 800-223-3900 www.agamMarvel.com/marvel/	24" Low Profile Built-In Refrigerator MARE224-SS41A Right Swing MARE224-SS51A Left Swing	Stainless Steel	24"W x 24"D x31.25"H	\$2799 MSRP	ADA Compliant. GC to submit a submittal via HPA submittal process to DESIGNER for approval prior to installation and/or fabrication.
AP-104	Kitchen Ice Maker	Marvel 800-223-3900 www.agamMarvel.com/marvel/	15" Low Profile Built-in Crescent Ice Machine MACR215-SS01B	Stainless Steel	32"W x 23.72"D x 32"H	\$3299 MSRP	ADA Compliant. GC to submit a submittal via HPA submittal process to DESIGNER for approval prior to installation and/or fabrication.
AP-105	Cave Undercounter Refrigerator	Summit Appliances 718.893.3900	Shallow Depth, 24" Wide Outdoor Commercial All-Refrigerator SPR618OSADA	Stainless Steel	23.38"W x 17.75"D x32"H	\$986 MSRP	ADA Compliant. GC to submit a submittal via HPA submittal process to DESIGNER for approval prior to installation and/or fabrication.
AP-106	Cave Undercounter Ice	Summit Appliances 718.893.3900	Built-In Outdoor 50lb Clear Commercial Iceemaker BIM470SADA	Stainless Steel	14.5"W x 32.38"H x 23.25"D	\$1693 MSRP	ADA Compliant. GC to submit a submittal via HPA submittal process to DESIGNER for approval prior to installation and/or fabrication.
Cabinetry							
CB-100	Break Room & Mail Room Cabinetry	Per GC	Shaker Style Paint Grade Maple	P-100	Varies	Per GC	GC to submit a submittal via HPA submittal process to DESIGNER for approval prior to installation and/or fabrication.
CB-101	Leasing Desk, Fitness & Pet Spa Cabinetry	Per GC	Shaker Style Stain Grade Maple	Stain to match T-100	Varies	Per GC	GC to submit a submittal via HPA submittal process to DESIGNER for approval prior to installation and/or fabrication.
CB-102	Coffee Bar Cabinetry	Per GC	Shaker Style Stain Grade Maple	P-105	Varies	Per GC	GC to submit a submittal via HPA submittal process to DESIGNER for approval prior to installation and/or fabrication.
CB-103	Kitchen Cabinetry	Per GC	Shaker Style Stain Grade Maple	P-104	Varies	Per GC	GC to submit a submittal via HPA submittal process to DESIGNER for approval prior to installation and/or fabrication.
CB-104	Cave Cabinetry	Per GC	Shaker Style Stain Grade Maple	P-104	Varies	Per GC	Marine Grade cabinetry to be used for exterior spaces. GC to submit a submittal via HPA submittal process to DESIGNER for approval prior to installation and/or fabrication.
Carpet							
C-100	Leasing Lounge Carpet Inset	FLOR Matt Bradley Matt.Bradley@interface.com	Chasing Pavment	Chalk/Silver	18" x18"	\$70-75 / sqyd	Quarter Turn Installation. Refer to sheet ID-3.0 Series, Floor Finish Plans for location and pattern. GC to submit a submittal via HPA submittal process to DESIGNER for approval prior to installation and/or fabrication.
C-101	Office Carpet	FLOR Matt Bradley Matt.Bradley@interface.com	On the Square	Eggnog	18" x18"	\$60-65 / sqyd	Quarter Turn Installation. Refer to sheet ID-3.0 Series, Floor Finish Plans for location and pattern. GC to submit a submittal via HPA submittal process to DESIGNER for approval prior to installation and/or fabrication.
C-102	Level 2 Media, Lounge, and Phone Carpet	Interface Matt Bradley Matt.Bradley@interface.com	Look Both Ways Step it Up	106338 Azure	20" x 20"	\$23-25 / sqyd	Quarter Turn Installation. Refer to sheet ID-3.0 Series, Floor Finish Plans for location and pattern. GC to submit a submittal via HPA submittal process to DESIGNER for approval prior to installation and/or fabrication.
Note: If carpet pad is required for installation, it must meet manufacturer's warranty requirements.							
Decorative Lighting							
L-100	Leasing Pendant Light	Visual Comfort & Co. www.visualcomfort.com	Nyra 60 Linear Suspension	Nightshade Black	Length 60" Width 10" Height 11.4"	\$2,778.00 MSRP	Lamp Source: LED Bulb; Integrated LED 90 CRI 3000K 120V Bulb Not Included GC to use LED equivalent / retro fit bulbs. To be installed at 8'-0" A.F.F. Refer to Sheets ID-2.0 Series Decorative Reflected Ceiling Plan for location. GC to submit a submittal via HPA submittal process to DESIGNER for approval prior to installation and/or fabrication.
L-101	Leasing Lounge Column Recessed Light, Kitchen Entry Recessed Light	PureEdge Lighting https://www.pureedge-lighting.com/	TruLine 5A 5W 24VDC RGB Plaster-In LED System	N/A	168"L x 2.45"W x 0.63"D	Per GC	Lamp Source: LED Bulb; Integrated LED 90 CRI 3000K 120V Bulb Not Included GC to use LED equivalent / retro fit bulbs. Refer to Sheets ID-2.0 Series Decorative Reflected Ceiling Plan for location. GC to submit a submittal via HPA submittal process to DESIGNER for approval prior to installation and/or fabrication.
L-102	Office Restroom	Kuzoo Lighting kuzoolighting.com	Chute Wall Sconce	Black	23.5"W x 4.75"H x 1.88"D	\$168.00 MSRP	Lamp Source: LED Bulb; 1 x LED/120W/120V LED Bulb Not Included GC to use LED equivalent / retro fit bulbs. To be installed at 7'-8" A.F.F. Refer to Sheets ID-2.0 Series Decorative Reflected Ceiling Plan for location. GC to submit a submittal via HPA submittal process to DESIGNER for approval prior to installation and/or fabrication.
L-103	Mailroom Pendant	Kuzoo Lighting kuzoolighting.com	Cursive Linear Pendant	Black	54"L x 5.25"W x 13.12"H	\$588.00 MSRP	Lamp Source: LED Bulb; 1 x LED/28W/120V LED Bulb Not Included GC to use LED equivalent / retro fit bulbs. To be installed at 8'-6" A.F.F. Refer to Sheets ID-2.0 Series Decorative Reflected Ceiling Plan for location. GC to submit a submittal via HPA submittal process to DESIGNER for approval prior to installation and/or fabrication.
L-104	Elevator Lobby Pendant	PureEdge Lighting https://www.pureedge-lighting.com/	Lazer Line Direct / Indirect Suspended Lighting System 24VDC	White 3000K	Varies	\$966.00 MSRP	Lamp Source: LED Bulb; 10 x LED/6W/24V LED Bulb Not Included GC to use LED equivalent / retro fit bulbs. To be installed at 8'-6" A.F.F. Refer to Sheets ID-2.0 Series Decorative Reflected Ceiling Plan for location. GC to submit a submittal via HPA submittal process to DESIGNER for approval prior to installation and/or fabrication.
L-105	Coffee Bar Niche & Club room Sconce	Schwung Home www.schwung.design/lighting	Odyssey Wall Sconce	Brass	4.1"W x 9.1"H x 5.6"D	\$495.00 MSRP	Lamp Source: LED Bulb; 1 x B10/Candelabra (E12)/5W/120V LED Bulb Not Included GC to use LED equivalent / retro fit bulbs. To be installed at 6'-8" to center of J-Box Refer to Sheets ID-2.0 Series Decorative Reflected Ceiling Plan for location. GC to submit a submittal via HPA submittal process to DESIGNER for approval prior to installation and/or fabrication.
L-106	Clubroom Restroom LED Mirror	Mirror Image Jerilyn Bennett jerilyn@jerilynandco.com	Custom	Black Frame	See ID-6.0 Series for Dimensions	Quote QUO5778	Lamp Source: LED Bulb Not Included GC to use LED equivalent / retro fit bulbs. Refer to Sheets ID-2.0 Series Decorative Reflected Ceiling Plan for location. GC to submit a submittal via HPA submittal process to DESIGNER for approval prior to installation and/or fabrication.
L-107	Kitchen Wall Sconce	Savoy House savoyhouse.com	Fulton Sconce	English Bronze & Glass	5.5"W x 24.5"H x 7"D	\$234.00 MSRP	Lamp Source: Incandescent Bulb; 1 x T9/Candelabra (E12)/60W/120V Incandescent Bulb Not Included GC to use LED equivalent / retro fit bulbs. To be installed at 7'-8" to center of J-Box Refer to Sheets ID-2.0 Series Decorative Reflected Ceiling Plan for location. GC to submit a submittal via HPA submittal process to DESIGNER for approval prior to installation and/or fabrication.
L-108	Clubroom Chandelier	Sonneman https://sonnemanlight.com/	Suspenders® 24"/32"/40" 3-Bar Offset Ring S1T01K-RC066828-RP16	Black	Overall: 86"W x 40"H x 42"D	\$13,270.00 MSRP	Lamp Source: LED Bulb; Etched Rod, 120VAC 3000K Bulb Not Included GC to use LED equivalent / retro fit bulbs. To be installed at 10'-0" A.F.F. Refer to Sheets ID-2.0 Series Decorative Reflected Ceiling Plan for location. GC to submit a submittal via HPA submittal process to DESIGNER for approval prior to installation and/or fabrication.
L-109	Clubroom Banquette Sconce	Lark larklighting.com	Simon Plug In Sconce	Navy	8"W x 13.25"H x 18"D	\$169.99 MSRP	Lamp Source: Incandescent Bulb; 1 x A19/Medium (E26)/100W/120V Incandescent Bulb Not Included GC to use LED equivalent / retro fit bulbs. To be installed at 7'-6" to center of J-Box Refer to Sheets ID-2.0 Series Decorative Reflected Ceiling Plan for location. GC to submit a submittal via HPA submittal process to DESIGNER for approval prior to installation and/or fabrication.
L-110	Fitness Ceiling Pendants	Amy Reiman amy@reimansco.com	Custom	White LED	Triangular Tube Light 55" x 4" Dia	Quote 6350	Lamp Source: LED GC to use LED equivalent / retro fit bulbs. To be installed at 9'-0" A.F.F. & 11'-0" A.F.F. Refer to Sheets ID-2.0 Series Decorative Reflected Ceiling Plan for location. GC to submit a submittal via HPA submittal process to DESIGNER for approval prior to installation and/or fabrication.

L-111	Fitness Ceiling Fan	Minka Aire minkaaire.com	Simple Ceiling Fan	Coal	52"W x 12.75"H	\$389.95 MSRP	GC to use LED equivalent / retro fit bulbs. To be installed at 9'-0" A.F.F. & 12'-6" AFF Refer to Sheets ID-2.0 Series Decorative Reflected Ceiling Plan for location. GC to submit a submittal via HPA submittal process to DESIGNER for approval prior to installation and/or fabrication.
L-112	Level 1 Fitness Restroom Neon Sign	Amy Reiman amy@reimansco.com	Custom	White Neon Lettering	36"W x 30"H	Quote 9981	GC to use LED equivalent / retro fit bulbs. To be installed at 7'-10" to center of J-Box Refer to Sheets ID-2.0 Series Decorative Reflected Ceiling Plan for location. GC to submit a submittal via HPA submittal process to DESIGNER for approval prior to installation and/or fabrication.
L-113	Level 2 Fitness & Yoga/Spin Wall Mirror to Ceiling LED Light	Fry Reglet https://fryreglet.com/	Drywall Reveal Molding	Black	5/8" reveal depth 4" reveal width	Per GC	Bulb Not Included GC to use LED equivalent / retro fit bulbs. Refer to Sheets ID-2.0 Series Decorative Reflected Ceiling Plan & ID-6.0 Series Interior Elevations for location. GC to submit a submittal via HPA submittal process to DESIGNER for approval prior to installation and/or fabrication.
L-114	Level 2 Phone Room Pendant	Tala tala-lighting.com	Voronoi II Pendant	Brass	6.49"W x 12.2"H	\$180.00 MSRP	Lamp Source: Incandescent Bulb; 1 x A19/Medium (E26)/100W/120V Incandescent Bulb Not Included GC to use LED equivalent / retro fit bulbs. To be installed at 7'-0" A.F.F. Refer to Sheets ID-2.0 Series Decorative Reflected Ceiling Plan for location. GC to submit a submittal via HPA submittal process to DESIGNER for approval prior to installation and/or fabrication.
L-115	Dog Spa Neon Sign	Amy Reiman amy@reimansco.com	Custom	Orange Neon Lettering	58" x 12"	Quote 9981	GC to use LED equivalent / retro fit bulbs. To be installed at 60" A.F.F. Refer to Sheets ID-2.0 Series Decorative Reflected Ceiling Plan for location. GC to submit a submittal via HPA submittal process to DESIGNER for approval prior to installation and/or fabrication.
L-116	Cave Kitchen Linear LED light	PureEdge Lighting pureedge-lighting.com	Saber Tunable White 0.8 Inch Round Outdoor Suspension	White	60"L x 0.75"W x 1.12"H Segments	\$5488.70 MSRP	Lamp Source: LED Bulb; 5 x LED/5W/24V LED GC to use LED equivalent / retro fit bulbs. To be installed at 6'-0" A.F.F. Refer to Sheets ID-2.0 Series Decorative Reflected Ceiling Plan for location. GC to submit a submittal via HPA submittal process to DESIGNER for approval prior to installation and/or fabrication.
Door							
D-100	Interior Door	Per GC	Horizontal 5 Panel Door	P-100	Per Architect	Per GC	GC to submit a submittal via HPA submittal process to DESIGNER for approval prior to installation and/or fabrication.
Hardware							
H-100	Amenity Typical Interior Door Lever Hardware	Emtek emtek.com	Helios Lever	Flat Black	5"	Per GC	With Square Rosette. GC to ensure all required hardware and coordinating locks are supplied as needed. GC to submit a submittal via HPA submittal process to DESIGNER for approval prior to installation and/or fabrication.
H-101	Amenity Cabinetry Pull	Emtek emtek.com	Freestone Extended Cabinet Pull	Flat Black	6" to center	Per GC	Cabinet door and drawer pulls. Pulls to be installed HORIZONTALLY on drawers and VERTICALLY on doors. GC to submit a submittal via HPA submittal process to DESIGNER for approval prior to installation and/or fabrication.
H-102	Amenity Trash Grommet	Mockett 800.523.1269	TM10B Trash Grommet	Satin Stainless Steel SSS	10"Dia x 3"D	\$118.65 MSRP	GC to submit a submittal via HPA submittal process to DESIGNER for approval prior to installation and/or fabrication.
H-103	Amenity Cord Grommet	Mockett 800.523.1269	1-7/8" MM3 Solid Brass Desk Grommet - Cap & Liner Set	Satin Chrome (26D)	1-7/8"	Per G.C.	GC to submit a submittal via HPA submittal process to DESIGNER for approval prior to installation and/or fabrication.
H-104	Amenity Restroom Door Foot Pull	Restoom Direct 704.937.2673	FootPull Hands-Free Door Opener Item: FP03	356 Aluminum Silver Textured Finish	8"W x 7"H	\$66.50 MSRP	GC to submit a submittal via HPA submittal process to DESIGNER for approval prior to installation and/or fabrication.
H-105	Amenity Undercounter Brackets	The Granite Bracket Store	Hidden L-Bracket	Painted to match adjacent finish	9" Bracket	\$33.95 MSRP	GC to submit a submittal via HPA submittal process to DESIGNER for approval prior to installation and/or fabrication.
Metal							
MT-100	Stair & Lounge Railing	Per GC	Hollow Metal Tubing	Black	2" See ID drawings	Per GC	GC to submit a submittal via HPA submittal process to DESIGNER for approval prior to installation and/or fabrication.
Mirror							
MIR-100	Office & Fitness Restroom Mirror	Joss & Main jossandmain.com	Savina Metal Mirror	Black	30" X 48"	\$180.00 MSRP	GC to submit a submittal via HPA submittal process to DESIGNER for approval prior to installation and/or fabrication.
MIR-101	Fitness, Yoga/Spin Mirror	Per GC	Min. 1/4" Plate Glass Mirror w/ safety film	1" Bevel	See ID-6.0 Series for Size	Per G.C.	GC to submit a submittal via HPA submittal process to DESIGNER for approval prior to installation and/or fabrication.
MIR-102	Kitchen Backsplash	Bendheim amberjones amberjones@pgg-usa.com	Antique Mirrors	Antique Distressed	See ID-6.0 Series for Size	\$46 / sqft	GC to submit a submittal via HPA submittal process to DESIGNER for approval prior to installation and/or fabrication.
Moulding							
M-100	Overall Base	Per GC	Paint Grade Flat Stock	P-101	6"H	Per GC	GC to submit a submittal via HPA submittal process to DESIGNER for approval prior to installation and/or fabrication.
M-101	Overall Casing, Fitness & TV Frame	Per GC	Paint Grade Flat Stock	P-101	3"H	Per GC	GC to submit a submittal via HPA submittal process to DESIGNER for approval prior to installation and/or fabrication.
M-102	Office Moulding	Per GC	Paint Grade Flat Stock	P-100	1" H	Per GC	GC to submit a submittal via HPA submittal process to DESIGNER for approval prior to installation and/or fabrication.
M-103	Clubroom Accent & Level 2 Media/Phone Accent Moulding	Per GC	Paint Grade Flat Stock	P-103	1" H	Per GC	GC to submit a submittal via HPA submittal process to DESIGNER for approval prior to installation and/or fabrication.
M-104	Mailbox Moulding	Per GC	Paint Grade Flat Stock	P-104	3"H	Per GC	GC to submit a submittal via HPA submittal process to DESIGNER for approval prior to installation and/or fabrication.
M-105	Club Room & 2nd level phone room Base	Per GC	Paint Grade Flat Stock	P-103	6"H	Per GC	GC to submit a submittal via HPA submittal process to DESIGNER for approval prior to installation and/or fabrication.
M-106	Coffee Bar Moulding	Per GC	Paint Grade Flat Stock	P-105	2" H	Per GC	GC to submit a submittal via HPA submittal process to DESIGNER for approval prior to installation and/or fabrication.
Paint							
P-100	Overall Wall and Ceiling Paint	Sherwin Williams Princess J Carter <princess.j.carter@sherwin.com>	SW 7004	Snowbound	Walls: Eggshell Ceiling: Flat	Per GC	Refer to Sheet ID-1.0 Series, Construction and Finish Plans and ID-2.0 Series Decorative Reflected Ceiling Plans for location. GC to submit a physical sample for submittal via HPA submittal process to DESIGNER for approval prior to installation and/or fabrication.
P-101	Overall Trim, Casing, Break Room Cabinets and Baseboard Paint	Sherwin Williams Princess J Carter <princess.j.carter@sherwin.com>	SW 7641	Colonnade Gray	Trim & Millwork: Semi-Gloss	Per GC	Refer to Sheet ID-6.0 Series, Interior Elevations for location. GC to submit a physical sample for submittal via HPA submittal process to DESIGNER for approval prior to installation and/or fabrication.
P-102	Office Ceiling, Fitness Mirror Wall & Level 2 Media & Phone Room Ceiling Paint	Sherwin Williams Princess J Carter <princess.j.carter@sherwin.com>	SW 6213	Halcyon Green	Walls: Eggshell Ceiling: Flat	Per GC	Refer to Sheet ID-1.0 Series, Construction and Finish Plans and ID-2.0 series, Decorative Reflected Ceiling Plans. ID-6.0 Series, Interior Elevations for location. GC to submit a physical sample for submittal via HPA submittal process to DESIGNER for approval prior to installation and/or fabrication.
P-103	Club Game Lounge, Club Feature Wall Accent, & Phone Room/Media Wall & Ceiling Paint	Sherwin Williams Princess J Carter <princess.j.carter@sherwin.com>	SW 6215	Rocky River	Walls: Eggshell Ceiling: Flat Trim & Millwork: Semi-Gloss	Per GC	Refer to Sheet ID-1.0 Series, Construction and Finish Plans and ID-6.0 Series, Interior Elevations for location. GC to submit a physical sample for submittal via HPA submittal process to DESIGNER for approval prior to installation and/or fabrication.
P-104	Kitchen Cabinetry Paint	Sherwin Williams Princess J Carter <princess.j.carter@sherwin.com>	SW 6258	Tricorn Black	Trim & Millwork: Semi-Gloss	Per GC	GC to submit a physical sample for submittal via HPA submittal process to DESIGNER for approval prior to installation and/or fabrication.
P-105	Coffee Bar Cabinetry & Moulding Paint	Sherwin Williams Princess J Carter <princess.j.carter@sherwin.com>	SW 7076	Cyberspace	Trim & Millwork: Semi-Gloss	Per GC	Refer to Sheet ID-1.0 Series, Construction and Finish Plans and ID-2.0 series, Decorative Reflected Ceiling Plans for location. GC to submit a physical sample for submittal via HPA submittal process to DESIGNER for approval prior to installation and/or fabrication.
Plastic Laminate							
PL-100	Leasing Desk, Overall Restroom Apron Front & Amenity Restroom Wood Accent	Wilsonart Jamie Borger Jamie.Borger@wilsonart.com	HPL	Y0637 Fawn Walnut	Varies	\$3.60/sqft	GC to submit a submittal via HPA submittal process to DESIGNER for approval prior to installation and/or fabrication.
PL-101	Kitchen Apron	Wilsonart Jamie Borger Jamie.Borger@wilsonart.com	HPL	1595 Black	Varies	\$3.60/sqft	GC to submit a submittal via HPA submittal process to DESIGNER for approval prior to installation and/or fabrication.
PL-102	Break Room Apron	Wilsonart Jamie Borger Jamie.Borger@wilsonart.com	HPL	D427-60 Linen Matte	Varies	\$3.60/sqft	GC to submit a submittal via HPA submittal process to DESIGNER for approval prior to installation and/or fabrication.
Plumbing Fixtures							
PB-100	Break Room Faucet	Kohler Sean Morris 208.949.0928 Sean.Morris@kohler.com	Simplex Kitchen sink faucet K-597-CP	Polished Chrome	15.375"H x 8"D 3-15/16"W	\$286.99 MSRP	ADA Compliant. GC to spec all required components. GC to submit a submittal via HPA submittal process to DESIGNER for approval prior to installation and/or fabrication.

#	DATE	COMMENTS

PB-109	Pet Spa / Hand Dryer	Pet Pro Supply 855.PET.PRO1	Air Force Wall Mount 2 Speed Dryer #MV-114-141884	Stainless	22"x8"x11"	\$329.99 MSRP	GC to spec all required components. GC to submit a submittal via HPA submittal process to DESIGNER for approval prior to installation and/or fabrication.
PB-110	Pet Spa / Hand Shower	Plumbingsupply.com	#CAP-83120-V2-114-ADS Cold Water Wall Mount Pet Shower Hand Spray with Single Supply Line (Cold Pre-mixed Water)	Stainless Steel	N/A	\$611.74 MSRP	ADA Compliant. GC to spec all required components. GC to submit a submittal via HPA submittal process to DESIGNER for approval prior to installation and/or fabrication.
Rubber Flooring							
RF-100	Second Level Fitness & Yoga/Spin Flooring	Lonseal Victoria Vanderwoude victoria@bostinc.com	Lonwood Performa	Silver Lake W549	Roll Width: 6 ft. (1.8 m) Roll Length: 50 ft. (15.3 m) Overall Thickness: 0.220 in. (5.5 mm)	\$5.75 / sqft	Roll Good Installation. Refer to sheet ID-3.0 Series Floor Finish Plans for location and pattern. GC to submit a submittal via HPA submittal process to DESIGNER for approval prior to installation and/or fabrication.
Solid Surface							
SS-100	Break Room, Leasing Desk, Office Restroom, Coffee Bar, Drink Ledge, Kitchen, & Dog Spa Countertop	Dattile Emily Orr emily.orr@dattile.com	One Quartz Surfaces	Calacatta Odyssey OQ83	3CM	\$34.95/ sqft	Eased Edge Profile. Refer to Sheet ID-6.0 Series, Interior Elevations for location. GC to submit a submittal via HPA submittal process to DESIGNER for approval prior to installation and/or fabrication.
SS-101	Mailroom, Clubroom Restroom, Fitness, Yoga/Spin, Countertop	Dattile Emily Orr emily.orr@dattile.com	One Quartz Surfaces	Broadway Black	3CM	\$33.95 / sqft	Eased Edge Profile. Refer to Sheet ID-6.0 Series, Interior Elevations for location. GC to submit a submittal via HPA submittal process to DESIGNER for approval prior to installation and/or fabrication.
SS-102	Cave Countertop	Cosentino Jenny Goodson jennyg@cosentino.com	Dekton	Victorian Silver	3CM	\$51/sqft	Eased Edge Profile. Refer to Sheet ID-6.0 Series, Interior Elevations for location. GC to submit a submittal via HPA submittal process to DESIGNER for approval prior to installation and/or fabrication.
Specialties							
SP-100	Coffee Bar Niche Banquette base	Scuffmaster / Wolf Gordon April Willis april.willis@wolfgordon.com 214-394-4369	Scuffmaster Scrubtough	GOH 33499129 Eggshell	1 Gallon covers approx. 350 sq ft Sprayed, brushed or roll application	\$0.28 / sqft	LEAD TIME: 10-12 Weeks. Refer to Sheet ID-6.0 Series, Interior Elevations for location. GC to submit a physical sample for submittal via HPA submittal process to DESIGNER for approval prior to installation and/or fabrication.
SP-101	Clubroom Banquette Base	Scuffmaster / Wolf Gordon April Willis april.willis@wolfgordon.com 214-394-4369	Scuffmaster Scrubtough	GOH 33499130 Eggshell	1 Gallon covers approx. 350 sq ft Sprayed, brushed or roll application	\$0.28 / sqft	LEAD TIME: 10-12 Weeks. Refer to Sheet ID-6.0 Series, Interior Elevations for location. GC to submit a physical sample for submittal via HPA submittal process to DESIGNER for approval prior to installation and/or fabrication.
SP-102	Coffee Bar Niche Banquette Cushion	Base Per GC Cushion Per HPAD	Banquette	Base: SP-100 Cushions: Justin David, Venice Metro Blue	Refer to ID Drawings	Per GC	LEAD TIME: 10-12 Weeks. Refer to Sheet ID-6.0 Series, Interior Elevations for location. GC to submit a physical sample for submittal via HPA submittal process to DESIGNER for approval prior to installation and/or fabrication.
SP-103	Clubroom Banquette Cushion	Base Per GC Cushion Per HPAD	Banquette	Base: SP-101 Cushions: Wolf Gordon, Normandy, Limestone	Refer to ID Drawings	Per GC	LEAD TIME: 10-12 Weeks. Refer to Sheet ID-6.0 Series, Interior Elevations for location. GC to submit a physical sample for submittal via HPA submittal process to DESIGNER for approval prior to installation and/or fabrication.
Tile							
T-100	Overall Floor Tile	Dattile Emily Orr emily.orr@dattile.com	Saddlebrook-Oak Trail Plank	Oak Trail SD13	6x36	\$3.00 / sqft	Refer to Sheet ID-3.0 Series, Floor Finish Plans for locations and pattern. Grout: Custom Building Products; Polyblend with MoldGard Technology; Color: #188 Khaki. Grout Joint: Smallest Joint Applicable. GC to submit a submittal via HPA submittal process to DESIGNER for approval prior to installation and/or fabrication.
T-101	Leasing Lounge Accent & Elevator Lobby Accent Floor Tile	Dattile Emily Orr emily.orr@dattile.com	Keystone SP8132	67% - D148 Spa 33% - D452 Cypress	12" x 12" Mosaic Sheet	\$10.90 / sqft	Refer to Sheet ID-3.0 Series, Floor Finish Plans for locations and pattern. Grout: Custom Building Products; Polyblend with MoldGard Technology; Color: #335 Winter Gray. Grout Joint: Smallest Joint Applicable. GC to submit a submittal via HPA submittal process to DESIGNER for approval prior to installation and/or fabrication.
T-102	Office Restroom Floor Tile	Tilebar Kelly Ryan kryan@tilebar.com	Kenridge Chevron	Black	24" x 48"	\$7.60 / sqft	Refer to Sheet ID-3.0 Series, Floor Finish Plans for locations and pattern. Grout: Custom Building Products; Polyblend with MoldGard Technology; Color: #60 Charcoal. Grout Joint: Smallest Joint Applicable. GC to submit a submittal via HPA submittal process to DESIGNER for approval prior to installation and/or fabrication.
T-103	Office Restroom Wall Tile	Tilebar Kelly Ryan kryan@tilebar.com	Manchester	Bianco White	4" x 8" Hexagon	\$6.70 / sqft	Refer to Sheet ID-1.0 Series, Construction and Finish Plans & ID-6.0 Series, Interior Elevations for locations and pattern. Grout: Custom Building Products; Polyblend with MoldGard Technology; Color: #642 Ash. Grout Joint: Smallest Joint Applicable. GC to submit a submittal via HPA submittal process to DESIGNER for approval prior to installation and/or fabrication.
T-104	Mailroom & Package Floor Tile	Tilebar Kelly Ryan kryan@tilebar.com	Rizo	Taupe Terrazzo Matte	24" x 24"	\$7.00 / sqft	Refer to Sheet ID-3.0 Series, Floor Finish Plans for locations and pattern. Grout: Custom Building Products; Polyblend with MoldGard Technology; Color: #335 Winter Gray. Grout Joint: Smallest Joint Applicable. GC to submit a submittal via HPA submittal process to DESIGNER for approval prior to installation and/or fabrication.
T-105	Coffee Bar Wall Tile	Trinity Surfaces Brittany Belote bbelote@trinitysurfaces.com	Silva	Dark Sea	6" x 6"	\$5.50 / sqft	Refer to Sheet ID-1.0 Series, Construction and Finish Plans & ID-6.0 Series, Interior Elevations for locations and pattern. Grout: Custom Building Products; Polyblend with MoldGard Technology; Color: #645 Steel Blue. Grout Joint: Smallest Joint Applicable. GC to submit a submittal via HPA submittal process to DESIGNER for approval prior to installation and/or fabrication.
T-106	Club Restroom Floor Tile & Drinking Fountain Wall Tile	Tilebar Kelly Ryan kryan@tilebar.com	Dreamstone	Carpaccio Matte	12" x 24"	\$4.89 / sqft	Refer to Sheet ID-1.0 Series, Construction and Finish Plans & ID-6.0 Series, Interior Elevations for locations and pattern. Grout: Custom Building Products; Polyblend with MoldGard Technology; Color: #542 Graystone. Grout Joint: Smallest Joint Applicable. GC to submit a submittal via HPA submittal process to DESIGNER for approval prior to installation and/or fabrication.
T-107	Club Restroom Wall Tile	Tilebar Kelly Ryan kryan@tilebar.com	Color play Fluted	Emerald Green	4.5" x 18"	\$11.25 / sqft	Refer to Sheet ID-1.0 Series, Construction and Finish Plans & ID-6.0 Series, Interior Elevations for locations and pattern. Grout: Custom Building Products; Polyblend with MoldGard Technology; Color: #543 Driftwood. Grout Joint: Smallest Joint Applicable. GC to submit a submittal via HPA submittal process to DESIGNER for approval prior to installation and/or fabrication.
T-108	Club Fireplace Wall & Kitchen Portal Tile	Dattile Emily Orr emily.orr@dattile.com	Panoramic Porcelain Surfaces	Calacatta Topaz CM82	63" x 126" glossy	\$14.50 / sqft	Refer to Sheet ID-1.0 Series, Construction and Finish Plans & ID-6.0 Series, Interior Elevations for locations and pattern. Grout: Custom Building Products; Polyblend with MoldGard Technology; Color: #642 Graystone. Grout Joint: Smallest Joint Applicable. GC to submit a submittal via HPA submittal process to DESIGNER for approval prior to installation and/or fabrication.
T-109	Kitchen Island Bar Front Tile	Tilebar Kelly Ryan kryan@tilebar.com	Kenridge Ritbsbon	Black Matte	24" x 48"	\$9.00 / sqft	Refer to Sheet ID-1.0 Series, Construction and Finish Plans & ID-6.0 Series, Interior Elevations for locations and pattern. Grout: Custom Building Products; Polyblend with MoldGard Technology; Color: #60 Charcoal. Grout Joint: Smallest Joint Applicable. GC to submit a submittal via HPA submittal process to DESIGNER for approval prior to installation and/or fabrication.
T-110	Kitchen Faux Column Wall Tile	Tilebar Kelly Ryan kryan@tilebar.com	Portmore	White Glazed	3" x 8"	\$6.75 / sqft	Refer to Sheet ID-1.0 Series, Construction and Finish Plans & ID-6.0 Series, Interior Elevations for locations and pattern. Grout: Custom Building Products; Polyblend with MoldGard Technology; Color: #642 Ash. Grout Joint: Smallest Joint Applicable. GC to submit a submittal via HPA submittal process to DESIGNER for approval prior to installation and/or fabrication.
T-111	Level 1 Fitness Wall Tile	Crossville Tile Emily Nolan enolan@crossvillestudios.com	Sweet Bars SB	Fern	5" x 10"	\$13.30 / sqft	Refer to Sheet ID-1.0 Series, Construction and Finish Plans & ID-6.0 Series, Interior Elevations for locations and pattern. Grout: Custom Building Products; Polyblend with MoldGard Technology; Color: #642 Ash. Grout Joint: Smallest Joint Applicable. GC to submit a submittal via HPA submittal process to DESIGNER for approval prior to installation and/or fabrication.
T-112	Fitness Restroom Wall Tile	Tilebar Kelly Ryan kryan@tilebar.com	Curve Fluted	White 3D	6" x 12"	\$7.15 / sqft	Refer to Sheet ID-1.0 Series, Construction and Finish Plans & ID-6.0 Series, Interior Elevations for locations and pattern. Grout: Custom Building Products; Polyblend with MoldGard Technology; Color: #642 Ash. Grout Joint: Smallest Joint Applicable. GC to submit a submittal via HPA submittal process to DESIGNER for approval prior to installation and/or fabrication.
T-113	Fitness Restroom Floor Tile	Tilebar Kelly Ryan kryan@tilebar.com	Ava Deco	Sabbia Charcoal	8" Hexagon	\$7.87 / sqft	Refer to Sheet ID-3.0 Series, Floor Finish Plans for locations and pattern. Grout: Custom Building Products; Polyblend with MoldGard Technology; Color: #60 Charcoal. Grout Joint: Smallest Joint Applicable. GC to submit a submittal via HPA submittal process to DESIGNER for approval prior to installation and/or fabrication.
T-114	Dog Spa Bathing front and side Wall tile	Tilebar Kelly Ryan kryan@tilebar.com	Portmore	White Glazed	4" x 4"	\$6.75 / sqft	Refer to Sheet ID-1.0 Series, Construction and Finish Plans & ID-6.0 Series, Interior Elevations for locations and pattern. Grout: Custom Building Products; Polyblend with MoldGard Technology; Color: #642 Ash. Grout Joint: Smallest Joint Applicable. GC to submit a submittal via HPA submittal process to DESIGNER for approval prior to installation and/or fabrication.
T-115A	Dog Spa Floor Tile	Tilebar Kelly Ryan kryan@tilebar.com	HexArt	Gris Matte	8" Hexagon	\$8.25 / sqft	Refer to Sheet ID-3.0 Series, Floor Finish Plans for locations and pattern. Grout: Custom Building Products; Polyblend with MoldGard Technology; Color: #09 Natural Gray. Grout Joint: Smallest Joint Applicable. GC to submit a submittal via HPA submittal process to DESIGNER for approval prior to installation and/or fabrication.
T-115B	Dog Spa Floor Tile	Tilebar Kelly Ryan kryan@tilebar.com	HexArt	Deco Gris Matte	8" Hexagon	\$8.95 / sqft	Refer to Sheet ID-3.0 Series, Floor Finish Plans for locations and pattern. Grout: Custom Building Products; Polyblend with MoldGard Technology; Color: #09 Natural Gray. Grout Joint: Smallest Joint Applicable. GC to submit a submittal via HPA submittal process to DESIGNER for approval prior to installation and/or fabrication.
T-116	Dog Spa Bathing Floor Tile	Dattile Emily Orr emily.orr@dattile.com	1" x 1" Mosaic	D148 Spa	12" x 12" Mosaic Sheet	\$5.60 / sqft	Refer to Sheet ID-3.0 Series, Floor Finish Plans for locations and pattern. Grout: Custom Building Products; Polyblend with MoldGard Technology; Color: #335 Winter Gray. Grout Joint: Smallest Joint Applicable. GC to submit a submittal via HPA submittal process to DESIGNER for approval prior to installation and/or fabrication.
Toilet, Bath & Laundry Accessories							
A-100	Amenity Restrooms 18" ADA Grab Bar	Kohler Sean Morris 208.949.0928 Sean.Morris@kohler.com	Purist K-11892-BL	Matte Black	18"	\$249.08 MSRP	Mount in compliance with ADA Requirements. GC to submit a submittal via HPA submittal process to DESIGNER for approval prior to installation and/or fabrication.
A-101	Amenity Restrooms 36" ADA Grab Bar	Kohler Sean Morris 208.949.0928 Sean.Morris@kohler.com	Purist K-11895-BL	Matte Black	36"	\$342.45 MSRP	Mount in compliance with ADA Requirements. GC to submit a submittal via HPA submittal process to DESIGNER for approval prior to installation and/or fabrication.
A-102	Amenity Restrooms 42" ADA Grab Bar	Kohler Sean Morris 208.949.0928 Sean.Morris@kohler.com	Purist K-11896-BL	Matte Black	42"	\$373.58 MSRP	Mount in compliance with ADA Requirements. GC to submit a submittal via HPA submittal process to DESIGNER for approval prior to installation and/or fabrication.

A-103	Amenity Restrooms Paper Towel Dispenser, Waste Receptacle	Bobrick Jeff Resek 214-340-6400	Recessed Paper Towel Dispenser & Waste Receptacle/ Clubhouse Restrooms B-38034 MCLK	Matte Black	N/A	Per G.C.	Mount in accordance with ADA. GC to submit a submittal via HPA submittal process to DESIGNER for approval prior to installation and/or fabrication.
A-104	Amenity Restroom Changing Table	Restoom Direct 704.937.2673	Saniflow BabyMedi Surface Mount Stainless Steel Cover Changing Table w/ BioCote Antimicrobial Additive & Liners CP0016HCS-ASTM	304 Stainless Steel w/ Satin Finish	Open: 33-7/8"W x 18-7/8"H x 22-1/2"D Closed: 33-7/8"W x 22-1/2"H x 3-7/8"D	\$1300.00 MSRP	Mount in accordance with ADA. GC to submit a submittal via HPA submittal process to DESIGNER for approval prior to installation and/or fabrication.
A-105	Amenity Restroom Toilet Paper Holder	Bobrick Jeff Resek 214-340-6400	Surface-Mounted Toilet Tissue Dispenser B-3588.MBLK	Matte Black	N/A	\$268.75 MSRP	Mount in compliance with ADA Requirements. GC to submit a submittal via HPA submittal process to DESIGNER for approval prior to installation and/or fabrication.
A-106	Amenity Restroom Soap Dispenser	Bobrick Jeff Resek 214-340-6400	Automatic Wall-Mounted Soap Dispenser B-2012	Stainless Steel w/ Satin Finish	4-3/16"W x 9-9/16"H x 4-7/32"	Per G.C.	Mount in compliance with ADA Requirements. GC to submit a submittal via HPA submittal process to DESIGNER for approval prior to installation and/or fabrication.
A-107	Amenity Restroom Sanitary Napkin	Bobrick Jeff Resek 214-340-6400	Recessed Sanitary Napkin Disposal w/ Self-Closing Door B-4353	Stainless Steel w/ Satin Finish	11-1/4"W x 9-1/2"H x 4"D	\$262.43 MSRP	Mount in compliance with ADA Requirements. GC to submit a submittal via HPA submittal process to DESIGNER for approval prior to installation and/or fabrication.

Transition Strip

TS-100	Floor Transition / Same Height Materials	Schluter Systems John Allsbury 405.641.0318 jallsbury@schluter.com	Schluter® SCHEINE	Brushed Stainless Steel	Per G.C.	Per G.C.	Refer to Sheet ID-3.0 Series, Floor Finish Plans for locations. GC to submit a submittal via HPA submittal process to DESIGNER for approval prior to installation and/or fabrication.
TS-101	Floor Transition / Varying Height Materials	Schluter Systems John Allsbury 405.641.0318 jallsbury@schluter.com	Schluter® RENO-TK	Brushed Stainless Steel	Per G.C.	Per G.C.	Refer to Sheet ID-3.0 Series, Floor Finish Plans for locations. GC to submit a submittal via HPA submittal process to DESIGNER for approval prior to installation and/or fabrication.
TS-102	Floor Transition / Tile to Concrete or Vinyl Plank	Schluter Systems John Allsbury 405.641.0318 jallsbury@schluter.com	Schluter® RENO-U	Brushed Stainless Steel	Per G.C.	Per G.C.	Refer to Sheet ID-3.0 Series, Floor Finish Plans for locations. GC to submit a submittal via HPA submittal process to DESIGNER for approval prior to installation and/or fabrication.
TS-103	Wall Transition / Exposed Tile Edges	Schluter Systems John Allsbury 405.641.0318 jallsbury@schluter.com	Schluter® JOLLY	Brushed Stainless Steel	Per G.C.	Per G.C.	GC to verify height needed. Refer to Sheet ID-6.0 Series, Interior Elevations for locations. GC to submit a submittal via HPA submittal process to DESIGNER for approval prior to installation and/or fabrication.
TS-104	Wall Transition / Outside Tile Corners	Schluter Systems John Allsbury 405.641.0318 jallsbury@schluter.com	Schluter® FINEC	Brushed Stainless Steel	Per G.C.	Per G.C.	Refer to Sheet ID-6.0 Series Interior Elevations for locations. GC to submit a submittal via HPA submittal process to DESIGNER for approval prior to installation and/or fabrication.
TS-105	NOT USED	NOT USED	NOT USED	NOT USED	NOT USED	NOT USED	NOT USED
TS-106	Stair Nosing Profile	Schluter Systems John Allsbury 405.641.0318 jallsbury@schluter.com	Schluter Trap-B	Brushed Stainless Steel	Per G.C.	Per G.C.	Refer to Sheet ID-3.0 Series, Floor Finish Plans for locations. GC to submit a submittal via HPA submittal process to DESIGNER for approval prior to installation and/or fabrication.
TS-107	Restroom & Drinking Fountain Floor/Wall Cove Transition	Schluter Systems John Allsbury 405.641.0318 jallsbury@schluter.com	Dilex AHK	Brushed Stainless Steel	Per G.C.	Per G.C.	Refer to Sheet ID-3.0 Series, Floor Finish Plans for locations. GC to submit a submittal via HPA submittal process to DESIGNER for approval prior to installation and/or fabrication.

Vinyl Plank

VP-100	MECH, Janitor, Electrical Closets	Shaw Contract Kathleen Grief kathleen.grief@shawcontract.com	Surface 0515V	Gravel 15530	18"x36"	\$3.00 / sqft	Refer to sheet ID-3.0 Series, Floor Finish Plans for location and pattern. GC to submit a submittal via HPA submittal process to DESIGNER for approval prior to installation and/or fabrication.
--------	--------------------------------------	--	------------------	-----------------	---------	---------------	--

Wall Covering

WC-100	Leasing Shelving Accent Wallcovering	Grand Image Tracy A. Kaiser tracy@kaiserhospitality.com	Custom Type II	Custom	Refer to Elevations	Quote 63770	Refer to Sheet ID-1.0 Series, Construction and Finish Plans & ID-6.0 Series, Interior Elevations for locations and pattern. GC to submit a submittal via HPA submittal process to DESIGNER for approval prior to installation and/or fabrication.
WC-101	Leasing Lounge Wallcovering	Innovations Jose Dones jdones@innovationsusa.com	Iberian Stripe	IBS-03 Meadow	36" Width	\$79.95 / LY	Refer to Sheet ID-1.0 Series, Construction and Finish Plans & ID-6.0 Series, Interior Elevations for locations and pattern. GC to submit a submittal via HPA submittal process to DESIGNER for approval prior to installation and/or fabrication.
WC-102	Mailroom Accent Wallcovering	SUPPLY Showroom Sydney Beckham Dallas@supplyshowroom.com	Stream	Deep Peacock	33"Width	\$150 / yd	Refer to Sheet ID-1.0 Series, Construction and Finish Plans & ID-6.0 Series, Interior Elevations for locations and pattern. GC to submit a submittal via HPA submittal process to DESIGNER for approval prior to installation and/or fabrication.
WC-103	Elevator Feature Wall	Grand Image Tracy A. Kaiser tracy@kaiserhospitality.com	Custom	Custom	Refer to Elevations	Quote 63770	Refer to Sheet ID-1.0 Series, Construction and Finish Plans & ID-6.0 Series, Interior Elevations for locations and pattern. GC to submit a submittal via HPA submittal process to DESIGNER for approval prior to installation and/or fabrication.
WC-104	Coffee Bar Niche Accent Wallcovering	Mitchell Black Marcy Swerdlow marcy@mitchellblackhome.com	Jandaya	Black Starling	48" W	\$62.40 / yd	Refer to Sheet ID-1.0 Series, Construction and Finish Plans & ID-6.0 Series, Interior Elevations for locations and pattern. GC to submit a submittal via HPA submittal process to DESIGNER for approval prior to installation and/or fabrication.
WC-105	Club Shelving Accent Wallcovering	Wolf Gordon April Willis april.willis@wolfgordon.com	Digital Rose	DROS 643	54" Width	\$9.55 / sqft	Refer to Sheet ID-1.0 Series, Construction and Finish Plans & ID-6.0 Series, Interior Elevations for locations and pattern. GC to submit a submittal via HPA submittal process to DESIGNER for approval prior to installation and/or fabrication.
WC-106	Kitchen Ceiling Wallcovering	Bradley Wallcovering Nina Petras nina@bradleyusa.com	Contour	Gold Type II	27" Width	\$130 / roll	Refer to Sheet ID-2.0 Series Decorative Reflected Ceiling Plans for location. GC to submit a submittal via HPA submittal process to DESIGNER for approval prior to installation and/or fabrication.
WC-107	Level 2 Phone Room Wallcovering	Mitchell Black Marcy Swerdlow marcy@mitchellblackhome.com	Clark Plaid	Lake Shore Blue	2' x 10' Roll	\$62.40 / yd	Refer to Sheet ID-1.0 Series, Construction and Finish Plans & ID-6.0 Series, Interior Elevations for locations and pattern. GC to submit a submittal via HPA submittal process to DESIGNER for approval prior to installation and/or fabrication.

Wall Panel

WP-100	Media Room Acoustic Wall Panel	Wolf Gordon April Willis april.willis@wolfgordon.com	Gather Transporter	TSPR 711 Snow	48" Panel	\$315.00 / Panel	Refer to Sheet ID-1.0 Series, Construction and Finish Plans for location. GC to submit a submittal via HPA submittal process to DESIGNER for approval prior to installation and/or fabrication.
--------	-----------------------------------	---	-----------------------	------------------	-----------	------------------	---

Wood

WD-100	Leasing shelving, Package Overflow Shelving, Club & Kitchen Shelving, & Yoga & Dog Spa Cubbies	Per GC	Stain Grade Maple	Stain to match T-100	2" Thick	Per GC	Refer to Sheet ID-1.0 Series, Construction and Finish Plans & ID-6.0 Series, Interior Elevations for locations and pattern. GC to submit a physical sample for submittal via HPA submittal process to DESIGNER for approval prior to installation and/or fabrication.
WD-101	Leasing Lounge Faux Column & Beam	Per GC	Stain Grade Maple	Stain to match T-100	1" x 6" x Length Varies	Per GC	Refer to Sheet ID-1.0 Series, Construction and Finish Plans, Sheets ID-2.0 Series Decorative Reflected Ceiling Plan & ID-6.0 Series, Interior Elevations for locations and pattern. GC to submit a physical sample for submittal via HPA submittal process to DESIGNER for approval prior to installation and/or fabrication.
WD-102	Cave Shelving	Per GC	Stain Grade Maple	Stain to match T-100	2" Thick	Per GC	Marine Grade wood to be used for exterior spaces. Refer to Sheet ID-1.0 Series, Construction and Finish Plans & ID-6.0 Series, Interior Elevations for locations and pattern. Marine Grade wood to be used for exterior spaces. GC to submit a physical sample for submittal via HPA submittal process to DESIGNER for approval prior to installation and/or fabrication.

Woven Vinyl

WV-100	Overall Fitness Flooring	Bolon Victoria Vanderwoude victoria@bostinc.com	Bolon by Patricia Urquiola	Sage Sashiko	roll only 6'-7" W X 82' L	\$10.80 / sqft	Roll installation. Refer to sheet ID-3.0 Series, Floor Finish Plans for location and pattern. GC to submit a submittal via HPA submittal process to DESIGNER for approval prior to installation and/or fabrication.
WV-101	Accent Fitness Flooring	Bolon Victoria Vanderwoude victoria@bostinc.com	Bolon Studio Link	Artisan Fresh	Link Shape Tile 12.09"	\$10.50 / sqft	Refer to sheet ID-3.0 Series, Floor Finish Plans for location and pattern. GC to submit a submittal via HPA submittal process to DESIGNER for approval prior to installation and/or fabrication.
WV-102	Accent Fitness Flooring	Bolon Victoria Vanderwoude victoria@bostinc.com	Bolon Studio Link	Now Brass	Link Shape Tile 12.09"	\$11.35 / sqft	Refer to sheet ID-3.0 Series, Floor Finish Plans for location and pattern. GC to submit a submittal via HPA submittal process to DESIGNER for approval prior to installation and/or fabrication.

NOTE:

1. All materials listed above to be supplied and installed by General Contractor.
2. Contractor to submit 8X10 sample of each specified sample to the Designer for approval prior to installation and/or fabrication.
3. All specified materials to be installed per manufacturers recommended installation methods.
4. Any Manufacturers specified above that are not approved by the Owner and require a substitution must be submitted with an 8x10 sample to HPA Design Group for approval.
5. If any specifications are unclear please contact HPA Design Group, L.P. at 972-596-1700
6. All Kitchen appliances to be Stainless Steel
7. All Door Hardware to be Black

INTERIOR DESIGN SET

ISSUE:
ISSUE FOR PRICING

DATE:
12.15.2023

SCALE:
NONE

REVISIONS:

#	DATE	COMMENTS

SHEET TITLE:
SCHEDULE OF
MATERIALS - AMENITY

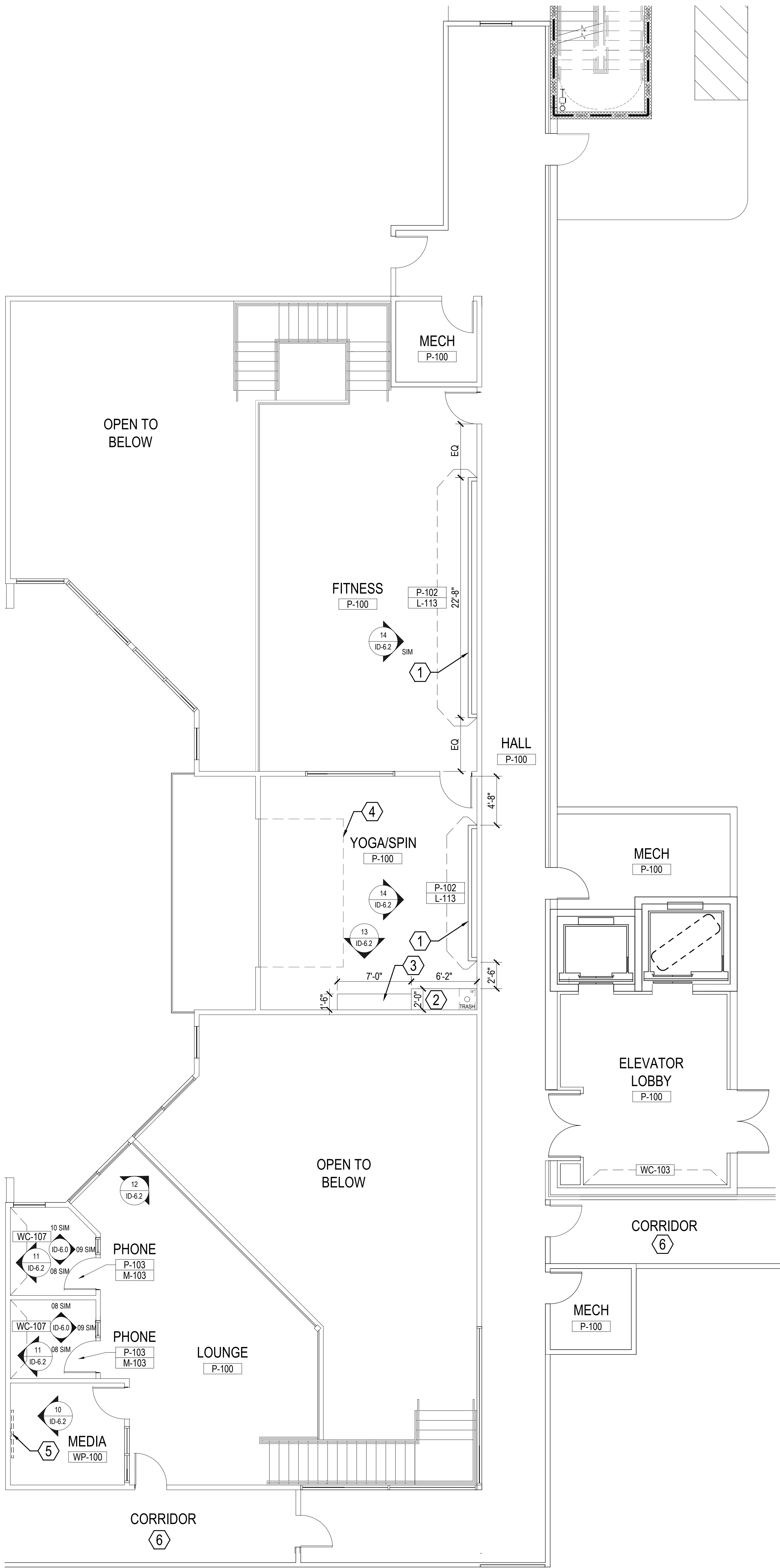
SHEET NO.



- | | |
|----|---|
| 02 | CONSTRUCTION AND FINISH PLAN- LEVEL 01 CAVE |
|----|---|

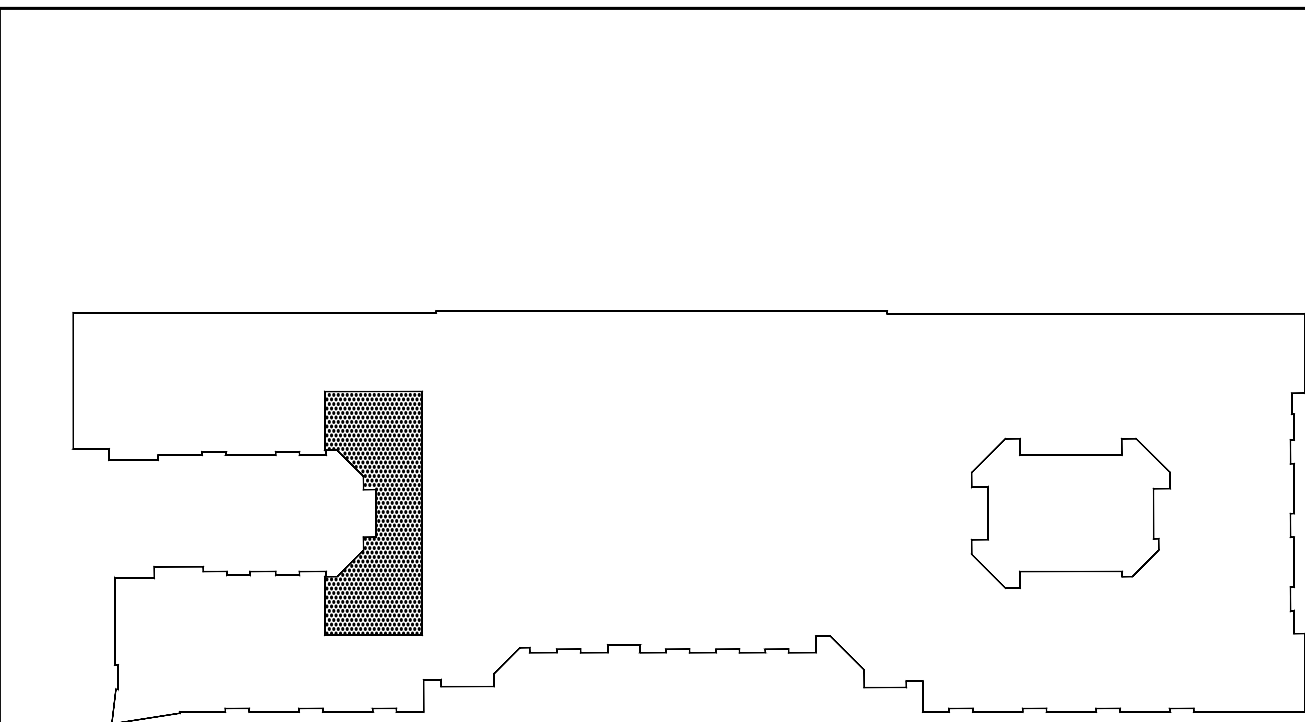


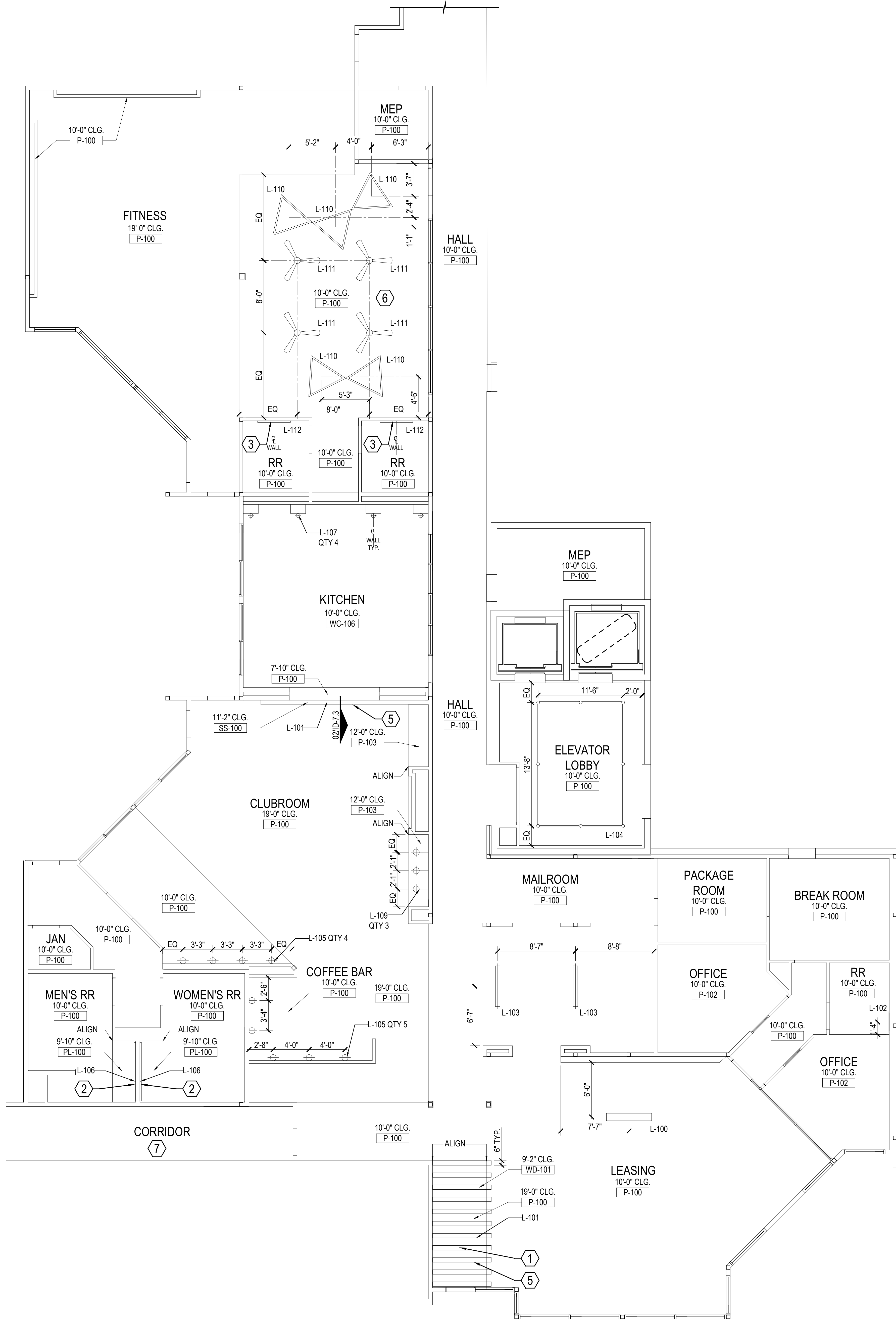
- ## KEY PLAN



GENERAL NOTES:
1. REFER TO ELEVATIONS AND SCHEDULE OF MATERIALS FOR PLUMBING AND APPLIANCE SPECIFICATIONS
2. REFER TO SCHEDULE OF MATERIALS FOR DOOR AND CABINET HARDWARE SPECIFICATIONS
3. PAINT DESIGNATION LISTED UNDER ROOM NAMES ARE OVERALL WALL PAINT COLOR UNLESS OTHERWISE NOTED ON CONSTRUCTION PLAN
4. STORAGE AND MECHANICAL CLOSET DOORS TO BE PAINTED TO MATCH ADJACENT WALL COLOR
5. COFFEE MACHINE SPECIFICATIONS AND LOCATIONS PER CLIENT. CONFIRM COFFEE MACHINE SPECIFICATION WITH CLIENT PRIOR TO MILLWORK FABRICATION TO ENSURE ADA COMPLIANCE. LOCATIONS TO BE PLUMBED WITH WATER SUPPLY SUITABLE FOR COFFEE MACHINE
6. GC TO VERIFY TELEVISION SIZE WITH OWNER PRIOR TO BUILDING TELEVISION WALL NICHES
7. REFER TO SCHEDULE OF MATERIALS FOR RECOMMENDED GROMMET SIZE. GC TO VERIFY LOCATION AND SIZE PRIOR TO INSTALLATION

ID CONSTRUCTION KEY NOTES:
1 WALL MOUNTED MIRROR WITH EMBEDDED LED LIGHT; GC TO PROVIDE BLOCKING AND ELECTRICAL.
2 COUNTERTOP WITH MILLWORK BELOW
3 BENCH SEATING
4 ROLL UP DOOR PER ARCHITECT
5 TV'S SPECIFIED BY OWNER, INSTALLED BY CONTRACTOR. CONTRACTOR TO PROVIDE BLOCKING IN WALL.
6 SEE ID-9.0 SERIES FOR CORRIDOR SERIES

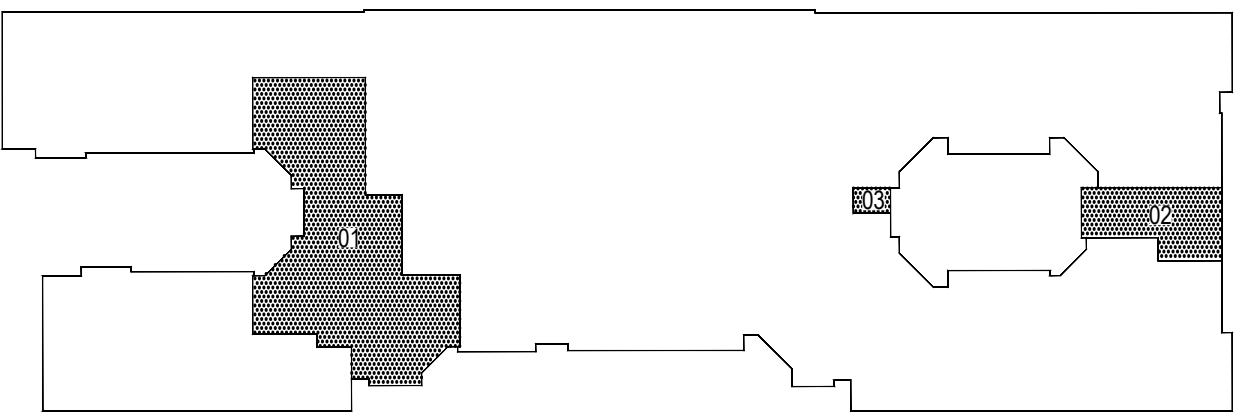
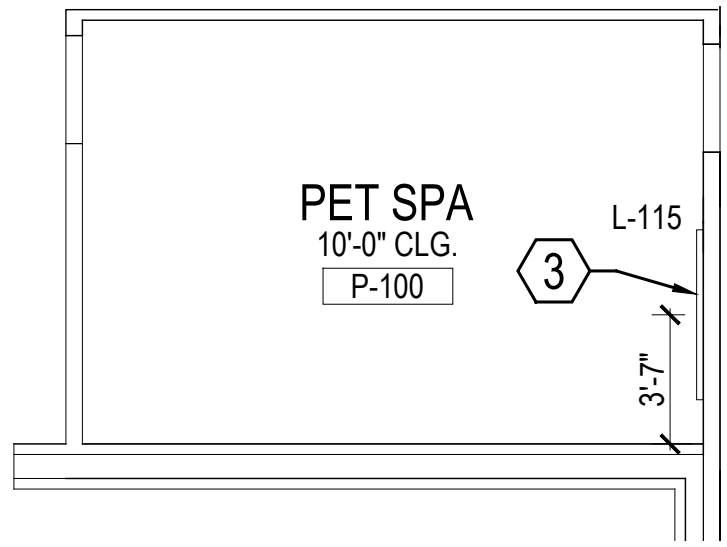




- ID CONSTRUCTION KEY NOTES:
- 1) FAUX BEAM WRAPPED IN MATERIAL SPECIFIED. GC TO PROVIDE BLOCKING.
 - 2) MOUNTED LED MIRROR; GC TO PROVIDE BLOCKING. REFERENCE ELEVATION FOR SIZING
 - 3) NEON LIGHT INSTALLATION; GC TO PROVIDE ELECTRICAL
 - 4) FINISHES PER ARCHITECT; GC TO VERIFY MATERIALS ARE MARINE GRADE/OUTDOOR RATED WITH PROPER WATERPROOFING.
 - 5) LIGHT COVE
 - 6) FIXTURES INSTALLED AT 9'-0" AFF
 - 7) SEE ID-9.0 SERIES FOR CORRIDOR FINISHES
 - 8) GC TO PROVIDE BLOCKING IN CEILING FOR HANGING CHAIRS, SEE NOTE ON 4.0

- GENERAL NOTES:
1. REFER TO MEP PACKAGE FOR ALL GENERAL LIGHTING
 2. REFER TO SCHEDULE OF MATERIALS FOR DECORATIVE LIGHTING FIXTURE SPECIFICATIONS
 3. LOUDSPEAKERS, BAFFLES, AIR GRILLES, SLOT DIFFUSERS, ACCESS PANELS, COVER PLATES, SPRINKLER HEAD ESCUTCHEONS, AND VENTS ARE TO BE PAINTED TO MATCH ADJACENT SURFACE.
 4. MEP AND ARCHITECT TO BE AWARE OF DECORATIVE CEILING ELEMENTS SHOWN IN PLAN. SPRINKLER LOCATIONS TO COMPLY WITH THE MUNICIPALITY AND/OR JURISDICTION HAVING AUTHORITY. SHOULD ANY CONFLICT BE IDENTIFIED, NOTIFY DESIGNER FOR PLAN COORDINATION.
 5. PAINT DESIGNATION LISTED UNDER ROOM NAME IS OVERALL CEILING PAINT COLOR UNLESS OTHERWISE NOTED

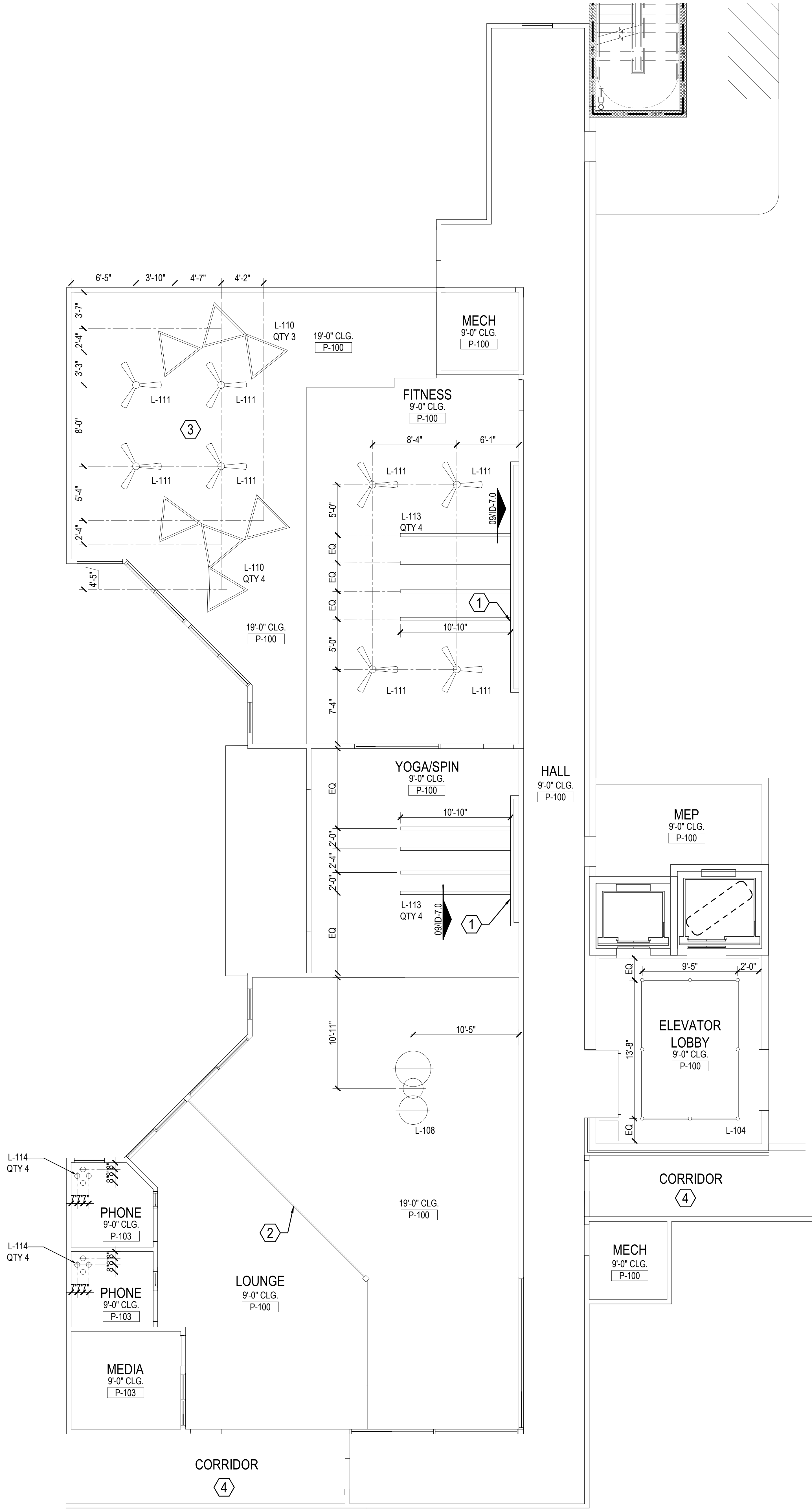
02 DECORATIVE REFLECTED CEILING PLAN- LEVEL 01 CAVE



03 DRCP- LEVEL 01 PET SPA

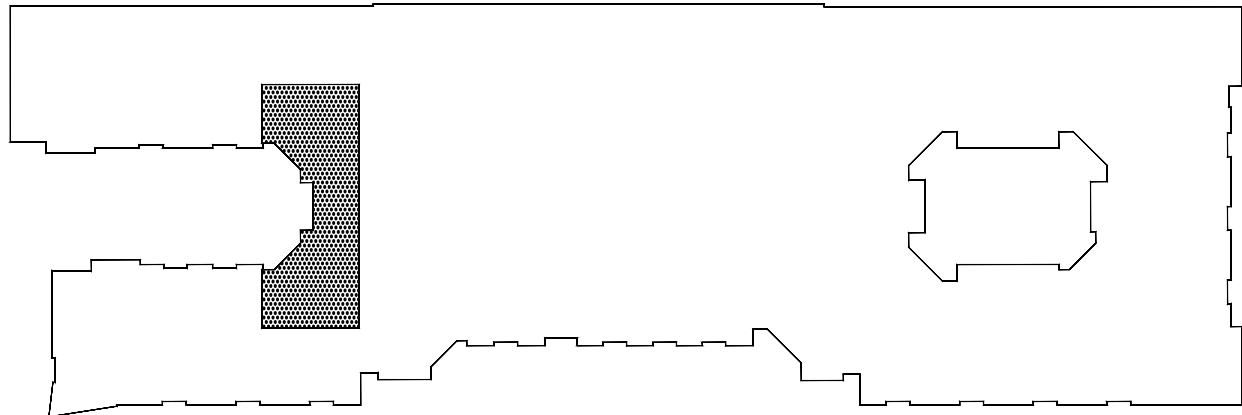
KEY PLAN

#	DATE	COMMENTS

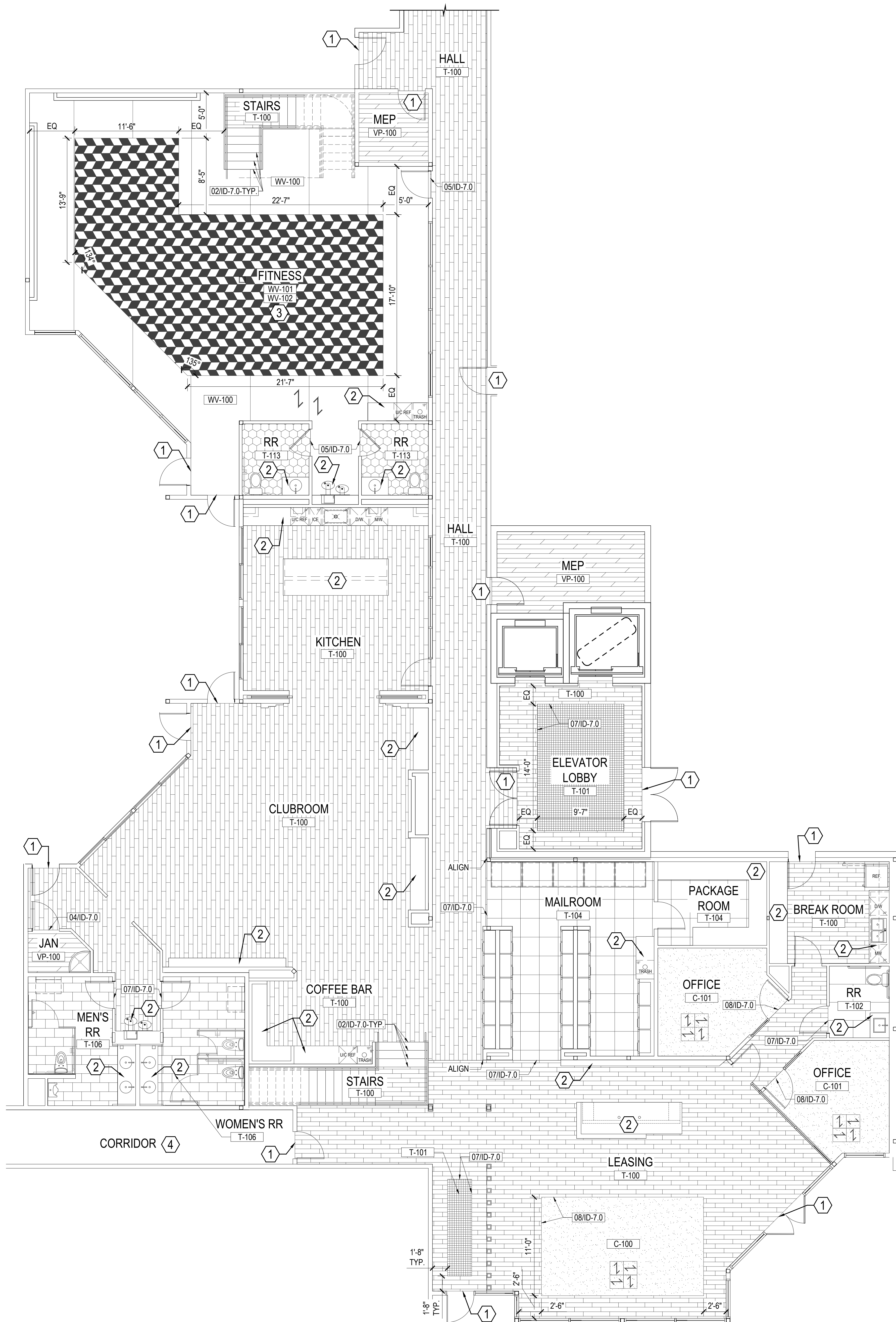


GENERAL NOTES:
1. REFER TO MEP PACKAGE FOR ALL GENERAL LIGHTING
2. REFER TO SCHEDULE OF MATERIALS FOR DECORATIVE LIGHTING FIXTURE SPECIFICATIONS
3.LOUDSPEAKERS, BAFFLES, AIR GRILLES, SLOT DIFFUSERS, ACCESS PANELS, COVER PLATES, SPRINKLER HEAD ESCUTCHEONS, AND VENTS ARE TO BE PAINTED TO MATCH ADJACENT SURFACE.
4. MEP AND ARCHITECT TO BE AWARE OF DECORATIVE CEILING ELEMENTS SHOWN IN PLAN. SPRINKLER LOCATIONS TO COMPLY WITH THE MUNICIPALITY AND/OR JURISDICTION HAVING AUTHORITY. SHOULD ANY CONFLICT BE IDENTIFIED, NOTIFY DESIGNER FOR PLAN COORDINATION.
5. PAINT DESIGNATION LISTED UNDER ROOM NAME IS OVERALL CEILING PAINT COLOR UNLESS OTHER WISE NOTED

- ID CONSTRUCTION KEY NOTES:
- 1 EMBEDDED LED LIGHT FIXTURE; GC TO PROVIDE ELECTRICAL. REFER TO DETAILS
 - 2 LINE OF RAILING
 - 3 FIXTURES INSTALLED AT 11'-0" AFF
 - 4 SEE ID-9.0 SERIES FOR CORRIDOR FINISHES



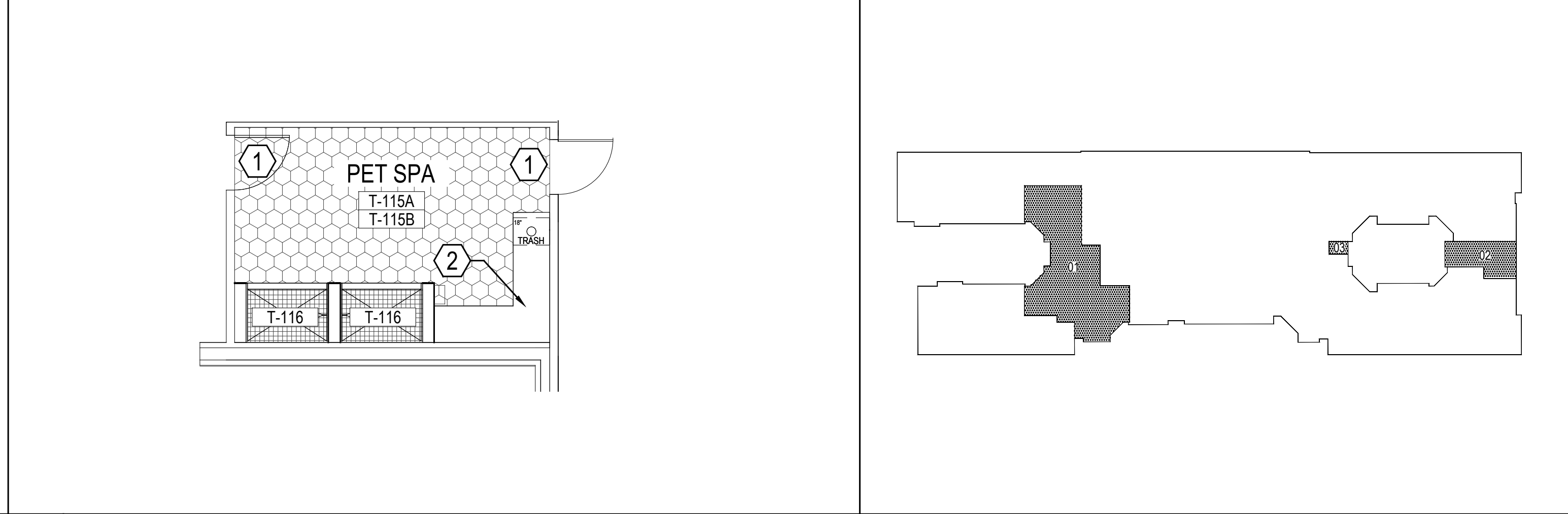
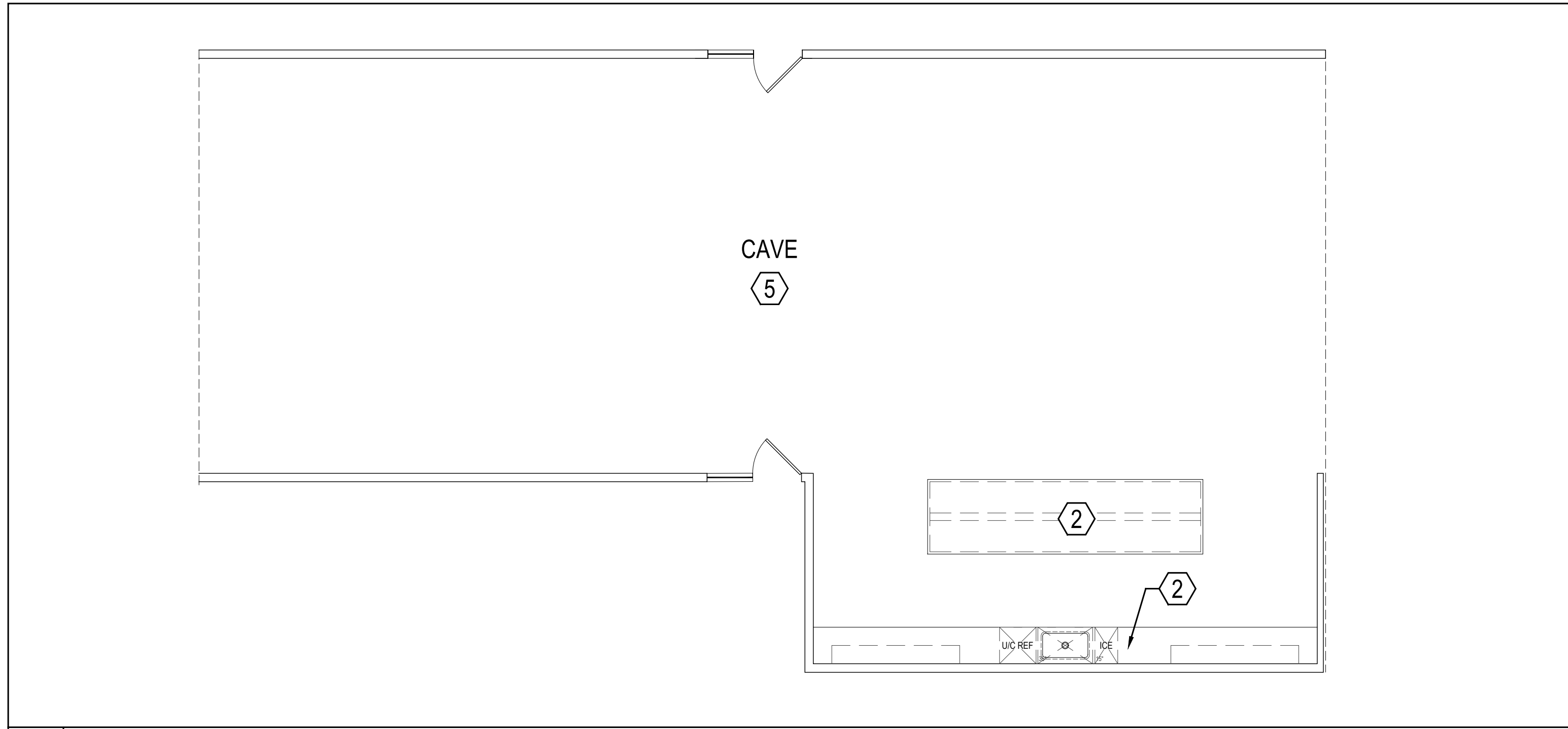
#	DATE	COMMENTS



01 FLOOR FINISH PLAN- LEVEL 01

03 FLOOR FINISH PLAN- LEVEL 01 PET SPA

02 FLOOR FINISH PLAN- LEVEL 01 CAVE



KEY PLAN

GENERAL NOTES:
1. REFER TO SCHEDULE OF MATERIALS FOR ALL FLOORING SPECIFICATIONS
2. FLOORING TO CONTINUE UNDER MILLWORK NOT SHOWN FOR CLARITY.
3. ALL MECHANICAL, MOP, A/V CLOSETS TO BE CONCRETE UNLESS OTHERWISE NOTED
4. INSTALL FLOORING PATTERN AS SHOWN UNLESS VENDOR INSTRUCTS OTHERWISE

ID CONSTRUCTION KEY NOTES:
① FLOOR TRANSITION PER ARCHITECT; GC TO VERIFY FIRE-RATED ASSEMBLY IF APPLICABLE
② FLOOR FINISH TO CONTINUE UNDER COUNTER/FIXTURE/MILLWORK/BANQUETTE
③ FITNESS CONSULTANT TO VERIFY WITH FITNESS FLOORING SPECIFICATION IF WEIGHT MATS ARE REQUIRED
④ SEE ID-9.0 SERIES FOR CORRIDOR SERIES
⑤ FLOOR FINISH PER ARCHITECT

RESIDENCES AT HIGHLANDS

BATON ROUGE, LA
KEY REAL ESTATE

HPA DESIGN GROUP
INTERIOR DESIGN

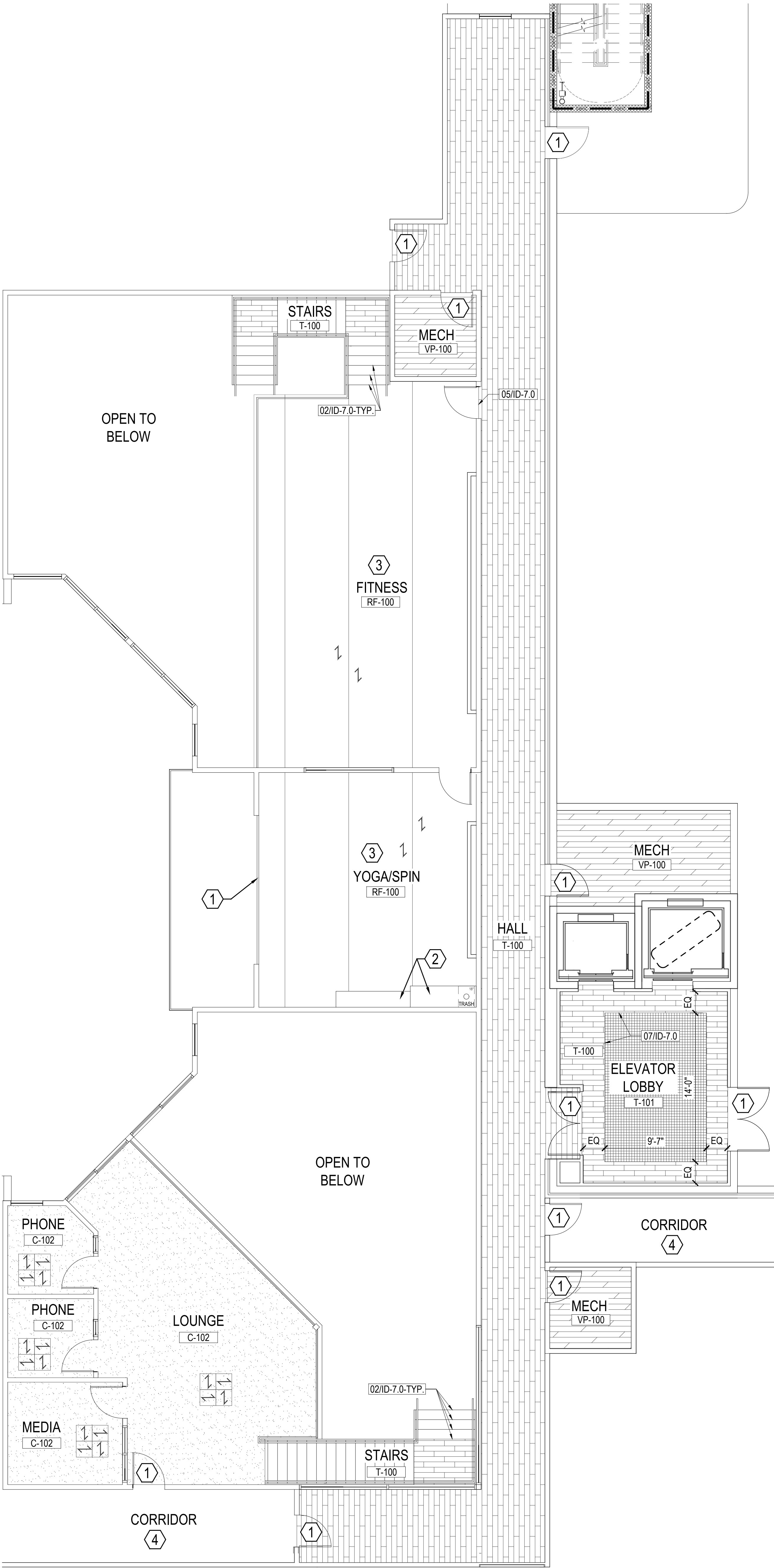
5339 ALPHA ROAD SUITE 250
DALLAS, TEXAS 75240
p: 972.596.1700 f: 972.596.1720

INTERIOR DESIGN SET
ISSUE:
ISSUE FOR PRICING
DATE:
12.15.2023
SCALE:
3/16" = 1'-0"
REVISIONS:

#	DATE	COMMENTS

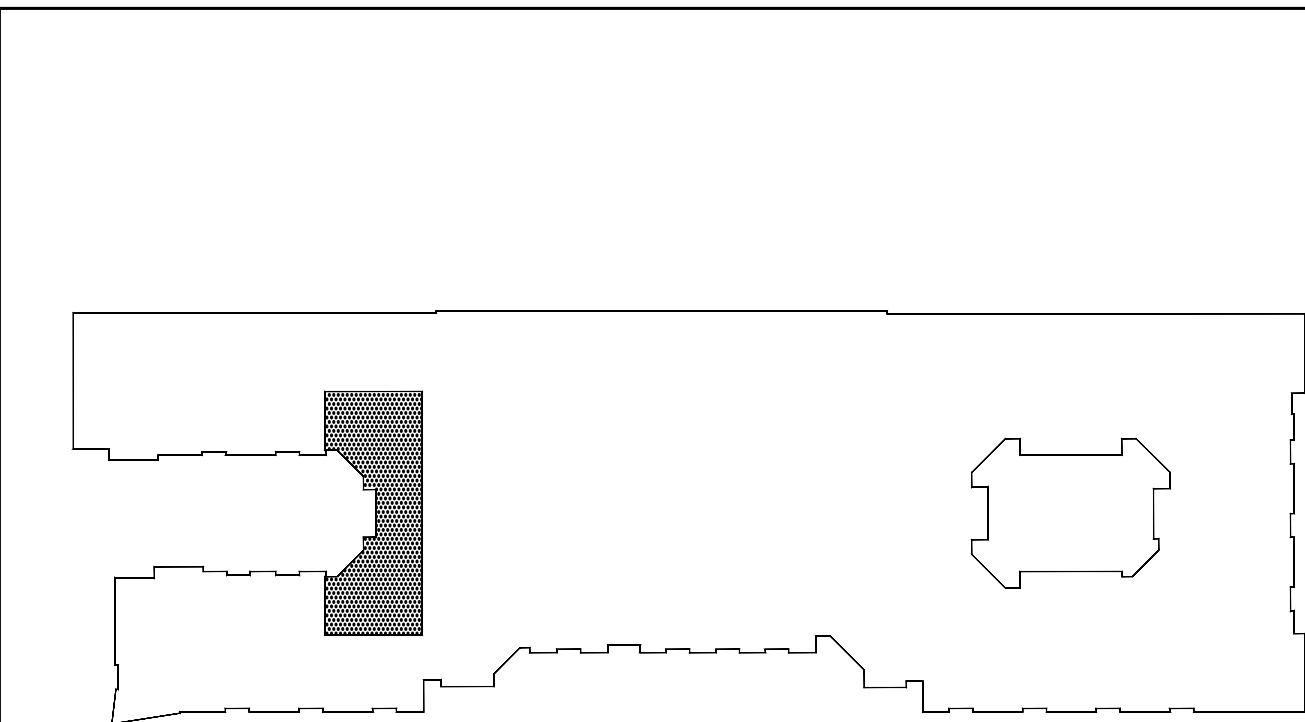
SHEET TITLE:
FLOOR FINISH PLAN-
LEVEL 01
SHEET NO.

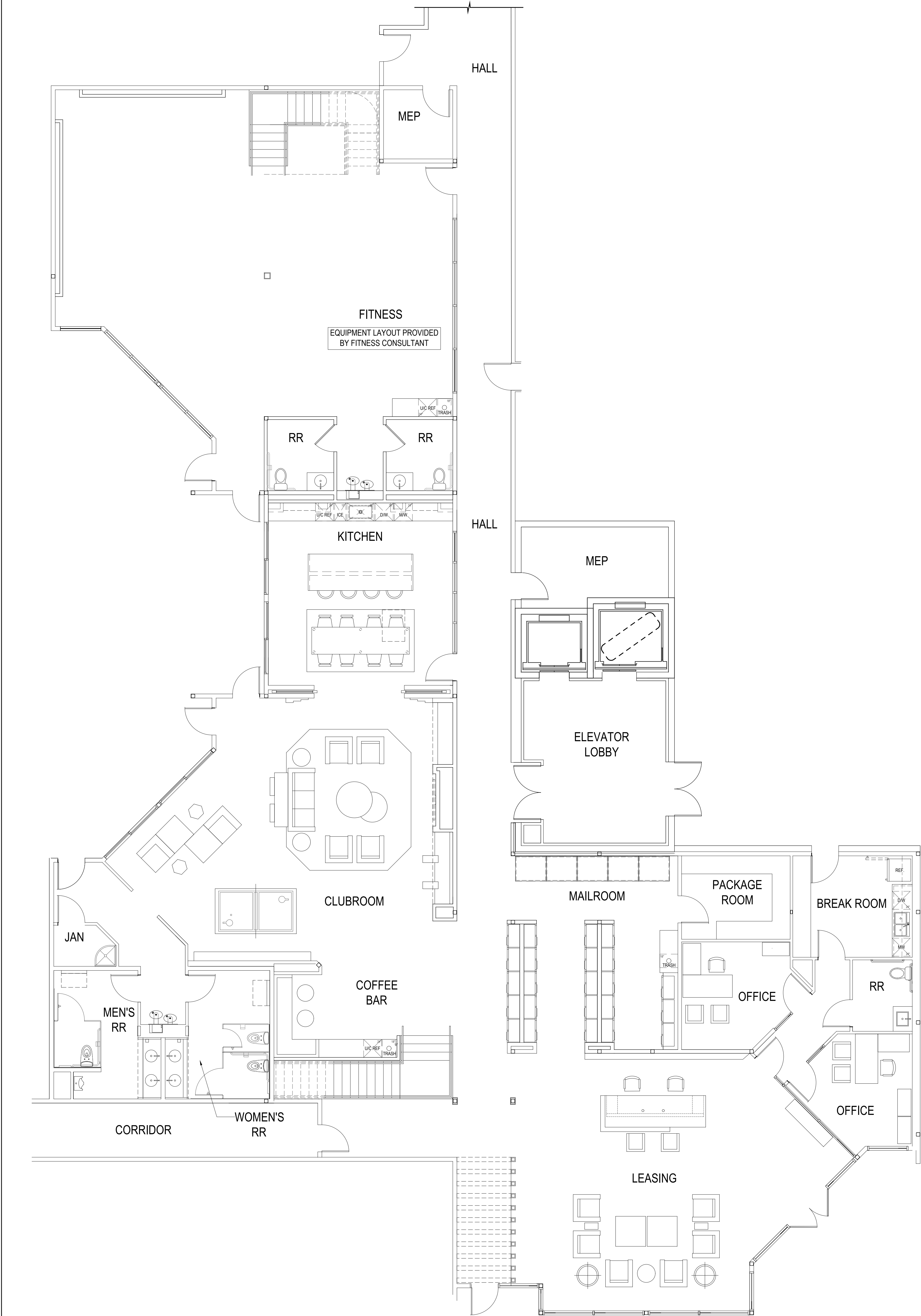
ID-3.0



GENERAL NOTES:
1. REFER TO SCHEDULE OF MATERIALS FOR ALL FLOORING SPECIFICATIONS
2. FLOORING TO CONTINUE UNDER MILLWORK NOT SHOWN FOR CLARITY.
3. ALL MECHANICAL, MOP, A/V CLOSETS TO BE CONCRETE UNLESS OTHERWISE NOTED
4. INSTALL FLOORING PATTERN AS SHOWN UNLESS VENDOR INSTRUCTS OTHERWISE

ID CONSTRUCTION KEY NOTES:
① FLOOR TRANSITION PER ARCHITECT; GC TO VERIFY FIRE-RATED ASSEMBLY IF APPLICABLE
② FLOOR FINISH TO CONTINUE UNDER COUNTER/FIXTURE/MILLWORK/BANQUETTE
③ FITNESS CONSULTANT TO VERIFY WITH FITNESS FLOORING SPECIFICATION IF WEIGHT MATS ARE REQUIRED
④ SEE ID-9.0 SERIES FOR CORRIDOR SERIES





01 FURNITURE PLAN- LEVEL 01

GENERAL NOTES:

1. IF WALL MOUNTED TV'S PROVIDED PROJECT MORE THAN 4" FROM FINISH WALLS MUST HAVE CANE DETECTION DEVICE, OR MUST BE MOUNTED MIN. 80" AFF TO BOTTOM OF TV.
2. MINIMUM ONE OF EACH TYPE OF SEATING TABLE NOT TO EXCEED MAX. 34"H WITH MIN. 30"W X 27"H X 19"D KNEE SPACE FOR FORWARD APPROACH.
3. WALL ART MOUNTED HIGHER THAN 27" AFF MAY NOT PROJECT MORE THAN 4" FROM FACE OF FINISHED WALL.
4. MINIMUM ONE OF EACH TYPE OF FITNESS EQUIPMENT TO HAVE 36"W ACCESSIBLE ROUTE FOR PARALLEL APPROACH.
5. WIPE DISPENSER CONTROLS/ SLOTS MUST NOT EXCEED MAX. 48" AFF, AND IF PROJECTING 4" FROM WALL, MUST HAVE BASE NOT EXCEEDING 27" AFF OR HAVE CANE DETECTION DEVICES.
6. ANY AREA RUG AND PADS ARE TO BE SECURED TO THE FLOOR WITH TAPE DOTS.
7. HPAD TO PROVIDE ALL FREESTANDING FURNITURE

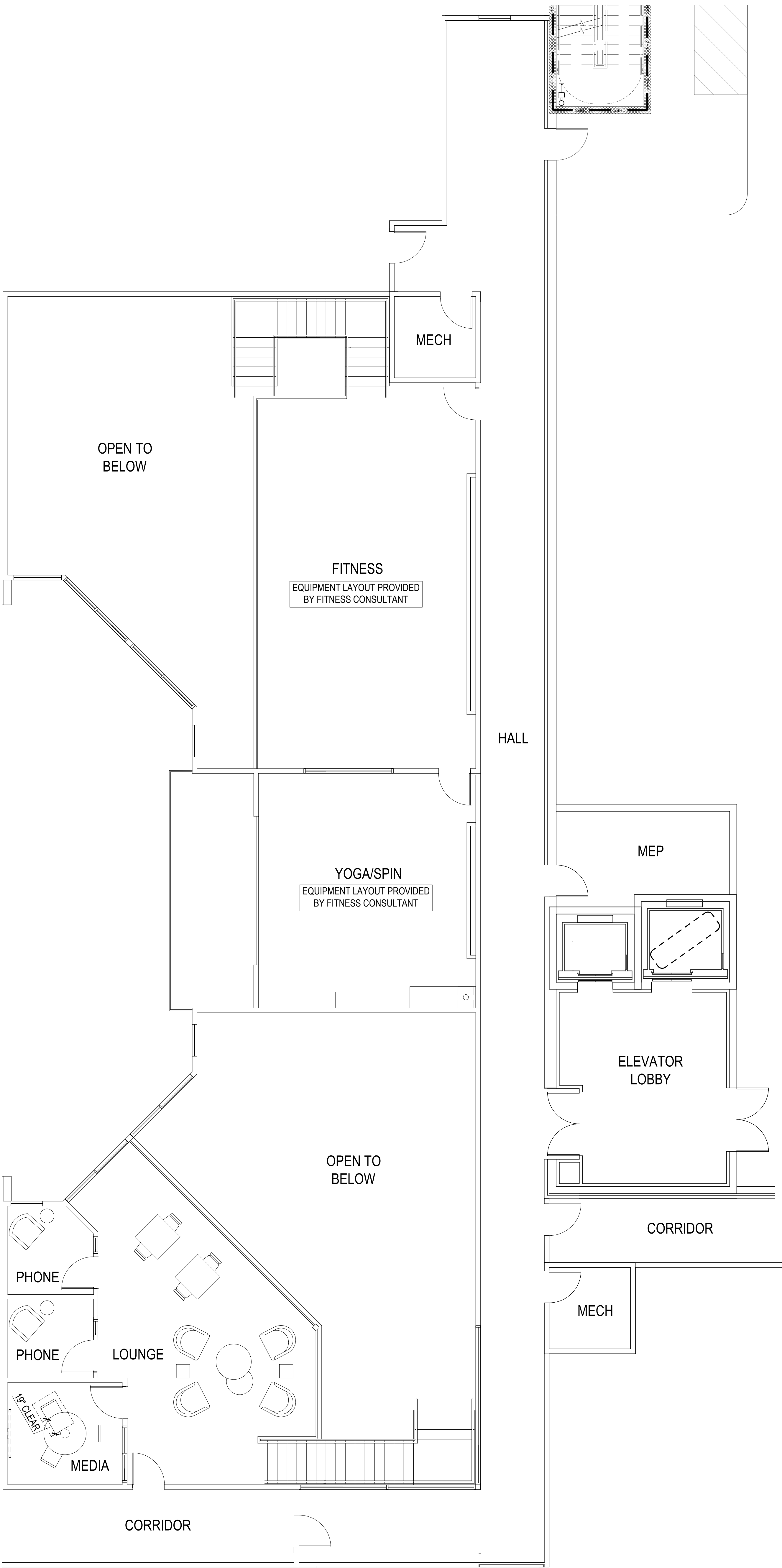
ID CONSTRUCTION KEY NOTES:

① GC TO PROVIDE BLOCKING IN CEILING FOR HANGING CHAIRS, REFER TO 2.0


02 FURNITURE PLAN- LEVEL 01 CAVE

03 FURNITURE PLAN- LEVEL 01 PET SPA

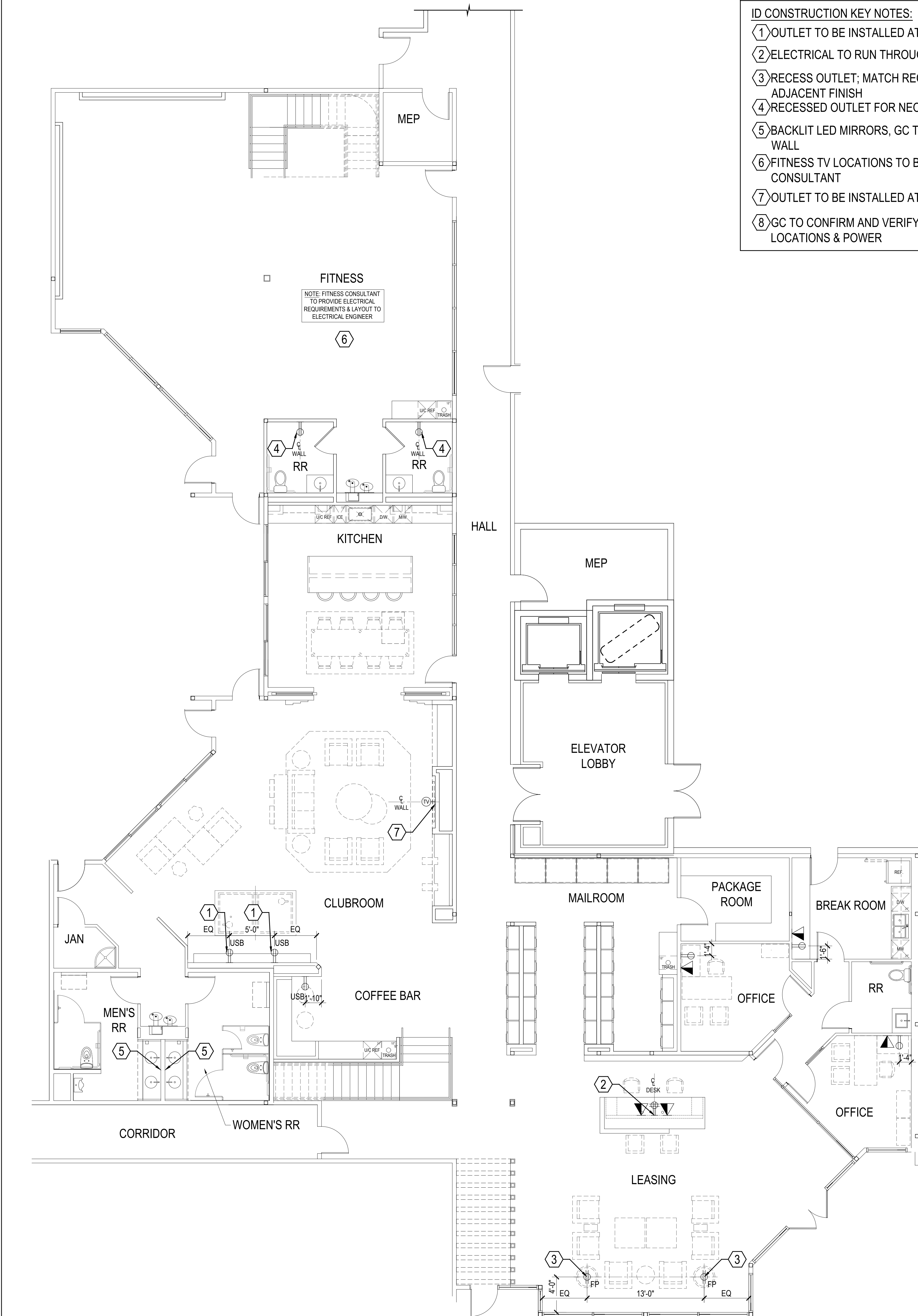
KEY PLAN



- GENERAL NOTES:
1. IF WALL MOUNTED TV'S PROVIDED PROJECT MORE THAN 4" FROM FINISH WALLS MUST HAVE CANE DETECTION DEVICE, OR MUST BE MOUNTED MIN. 80" AFF TO BOTTOM OF TV.
 2. MINIMUM ONE OF EACH TYPE OF SEATING TABLE NOT TO EXCEED MAX. 34"H WITH MIN. 30"W X 27"H X 19"D KNEE SPACE FOR FORWARD APPROACH.
 3. WALL ART MOUNTED HIGHER THAN 27" AFF MAY NOT PROJECT MORE THAN 4" FROM FACE OF FINISHED WALL.
 4. MINIMUM ONE OF EACH TYPE OF FITNESS EQUIPMENT TO HAVE 36"W ACCESSIBLE ROUTE FOR PARALLEL APPROACH.
 5. WIPE DISPENSER CONTROLS/ SLOTS MUST NOT EXCEED MAX. 48" AFF, AND IF PROJECTING 4" FROM WALL, MUST HAVE BASE NOT EXCEEDING 27" AFF OR HAVE CANE DETECTION DEVICES.
 6. ANY AREA RUG AND PADS ARE TO BE SECURED TO THE FLOOR WITH TAPE DOTS.
 7. HPAD TO PROVIDE ALL FREESTANDING FURNITURE



#	DATE	COMMENTS



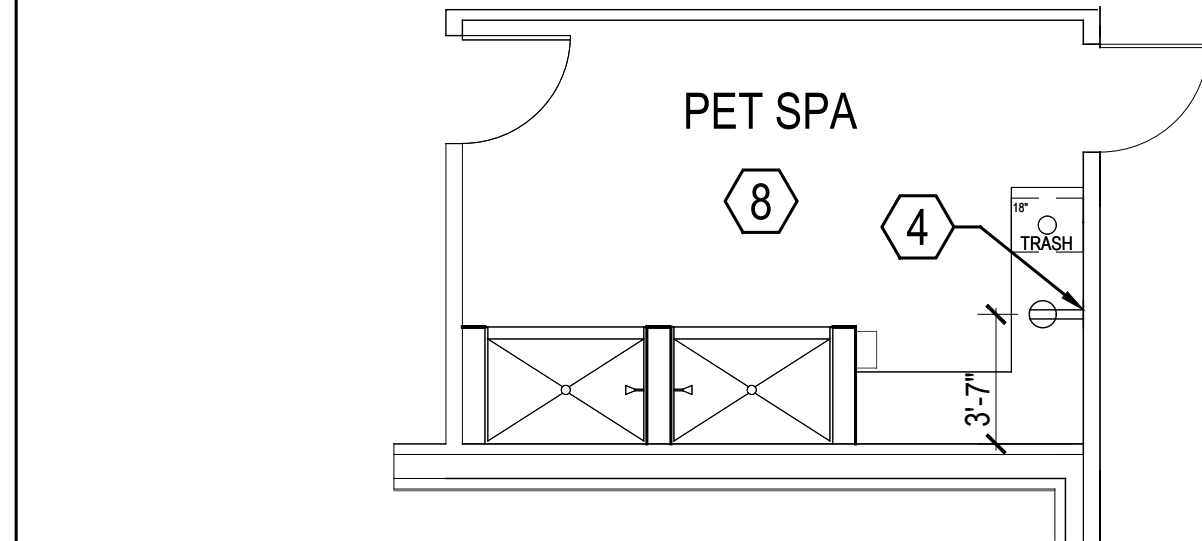
- ID CONSTRUCTION KEY NOTES:
- 1) OUTLET TO BE INSTALLED AT 44" AFF
 - 2) ELECTRICAL TO RUN THROUGH KNEE WALL
 - 3) RECESS OUTLET; MATCH RECEPTACLE AND COVER TO ADJACENT FINISH
 - 4) RECESSED OUTLET FOR NEON SIGN AT 80" AFF
 - 5) BACKLIT LED MIRRORS, GC TO PROVIDE ELECTRICAL IN WALL
 - 6) FITNESS TV LOCATIONS TO BE DETERMINED BY FITNESS CONSULTANT
 - 7) OUTLET TO BE INSTALLED AT 6'-0" AFF
 - 8) GC TO CONFIRM AND VERIFY WITH MEP DRYER LOCATIONS & POWER

- GENERAL NOTES:
- 1. ELECTRICAL DEVICES SHOWN IN ID DRAWINGS ARE ONLY THOSE THAT REQUIRE COORDINATION WITH FURNITURE AND APPLIANCE ELEMENTS AND ARE FOR DIMENSIONAL PURPOSES ONLY. REFER TO ENGINEER'S DRAWINGS FOR ALL GENERAL DEVICES AND REQUIREMENTS.
 - 2. ALL ELECTRICAL OUTLET TYPES AND LOCATIONS IN FITNESS CENTER TO BE DETERMINED BY M.E.P. ONCE FITNESS EQUIPMENT IS SELECTED.
 - 3. ALL PLATE COVERS TO BE WHITE, UNO.
 - 4. FLOOR OUTLETS TO BE RECESSED IN TO SLAB TO ACCOMMODATE PLUG.
 - 5. FITNESS EQUIPMENT POWER REQUIREMENTS TO BE COORDINATED WITH FITNESS CONSULTANT.
 - 6. MEP TO CONFIRM LOCATIONS AND ELECTRICAL REQUIREMENTS OF ALL SPECIFIED APPLIANCES
 - 7. TV'S SHALL PROJECT NO MORE THAN 4" FROM FACE OF WALL AS INSTALLED PER ADA.
 - 8. OUTLETS TO BE INSTALLED AT STANDARD ADA-ACCESSIBLE HEIGHT UNO
 - 9. LOW VOLTAGE CONSULTANT TO CONFIRM AND SPECIFY ALL POWER AND DATA REQUIREMENTS FOR EACH TV LOCATION

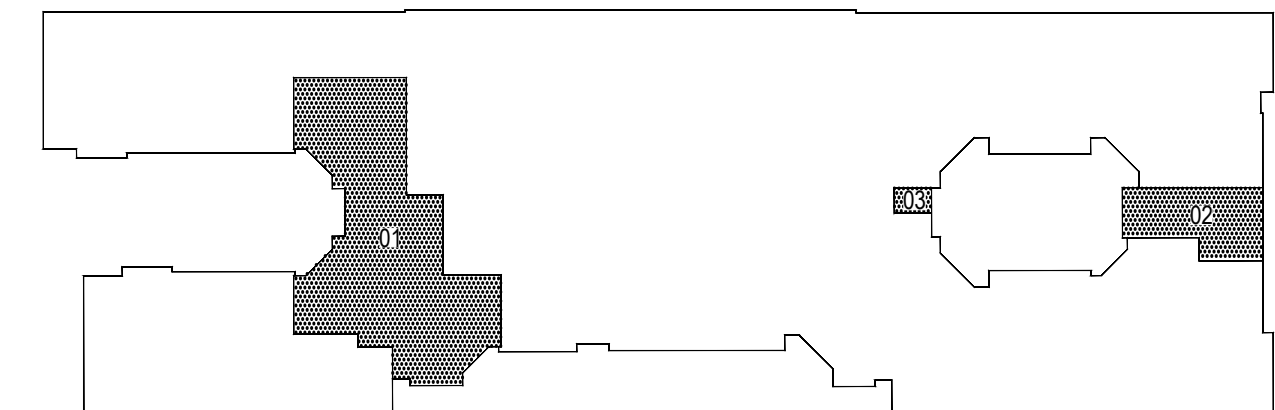
ELECTRICAL SYMBOL LEGEND			
SYMBOL & DESCRIPTION		SYMBOL & DESCRIPTION	
	SINGLE DUPLEX WALL OUTLET		SINGLE DUPLEX W/USB WALL & USB-C OUTLET
	SINGLE DUPLEX FLOOR OUTLET		SINGLE DUPLEX CEILING OUTLET
	QUADPLEX WALL OUTLET		QUADPLEX WALL OUTLET W/ USB & USB-C
	QUADPLEX FLOOR OUTLET		QUADPLEX CEILING OUTLET
	DATA WALL OUTLET		DATA CEILING OUTLET
	DATA FLOOR OUTLET		TV DATA CEILING OUTLET
	TELEPHONE WALL OUTLET		TV DATA WALL OUTLET
	TELEPHONE FLOOR OUTLET		J-BOX
	PHONE & DATA WALL OUTLET		PHONE & DATA FLOOR OUTLET

01 POWER PLAN- LEVEL 01

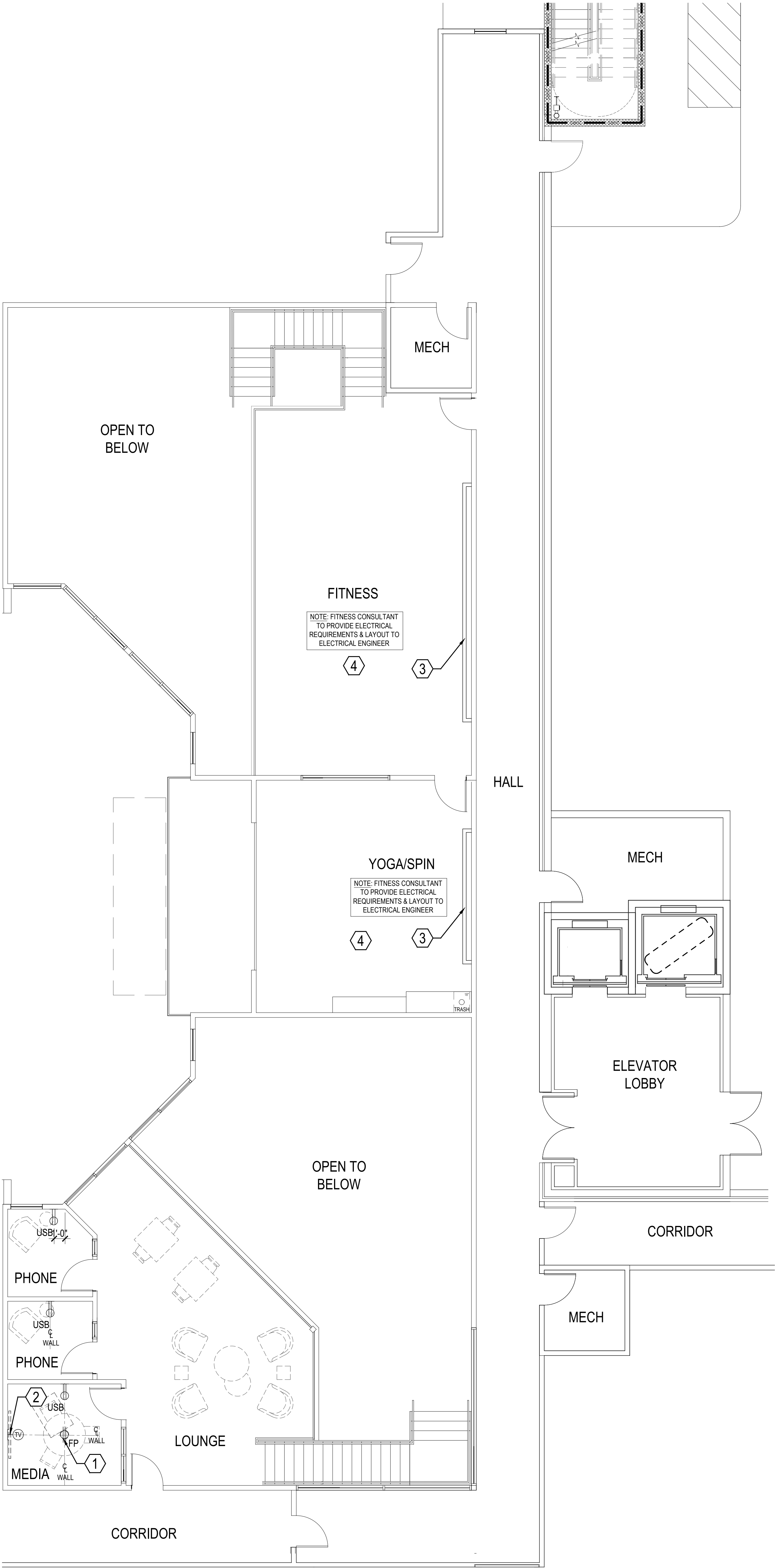
02 POWER PLAN- LEVEL 01 CAVE



03 POWER PLAN- LEVEL 01 PET SPA



KEY PLAN



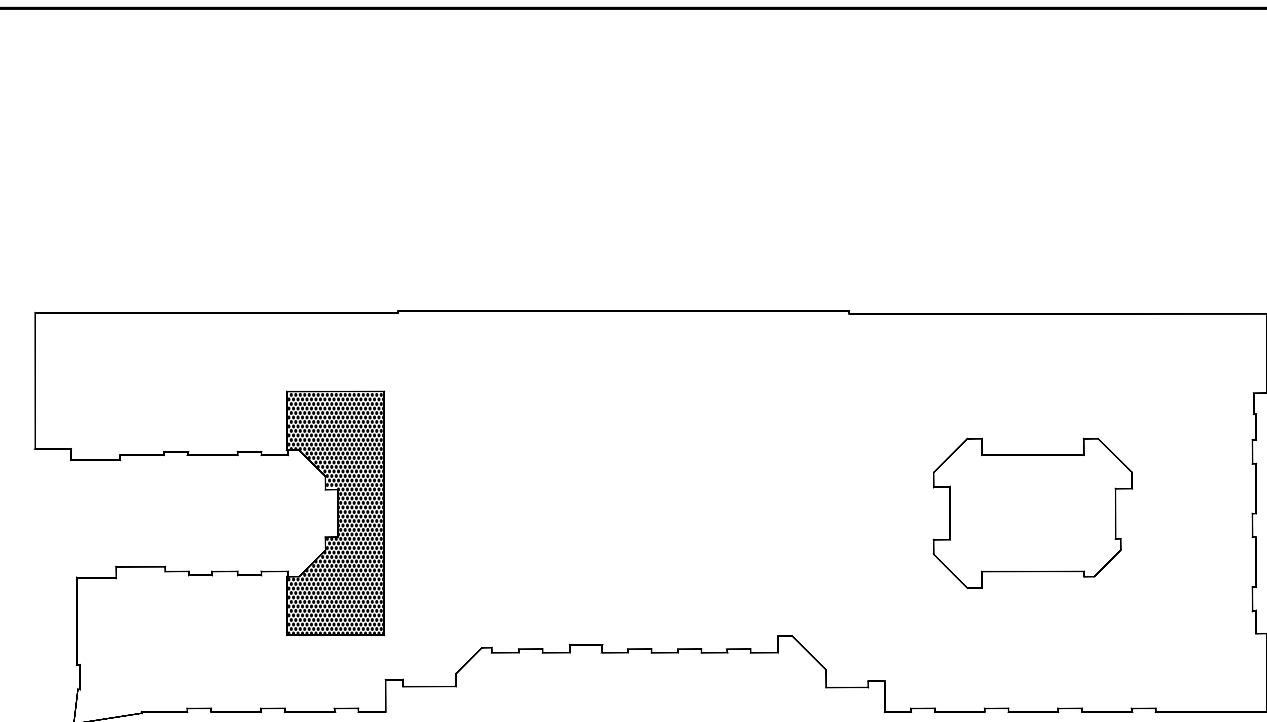
ELECTRICAL SYMBOL LEGEND	
SYMBOL & DESCRIPTION	SYMBOL & DESCRIPTION
SINGLE DUPLEX WALL OUTLET	SINGLE DUPLEX W/USB WALL & USB-C OUTLET
SINGLE DUPLEX FLOOR OUTLET	SINGLE DUPLEX CEILING OUTLET
QUADPLEX WALL OUTLET	QUADPLEX WALL OUTLET W/ USB & USB-C
QUADPLEX FLOOR OUTLET	QUADPLEX CEILING OUTLET
DATA WALL OUTLET	DATA CEILING OUTLET
DATA FLOOR OUTLET	TV DATA CEILING OUTLET
TELEPHONE WALL OUTLET	TV DATA WALL OUTLET
TELEPHONE FLOOR OUTLET	J-BOX
PHONE & DATA WALL OUTLET	PHONE & DATA FLOOR OUTLET

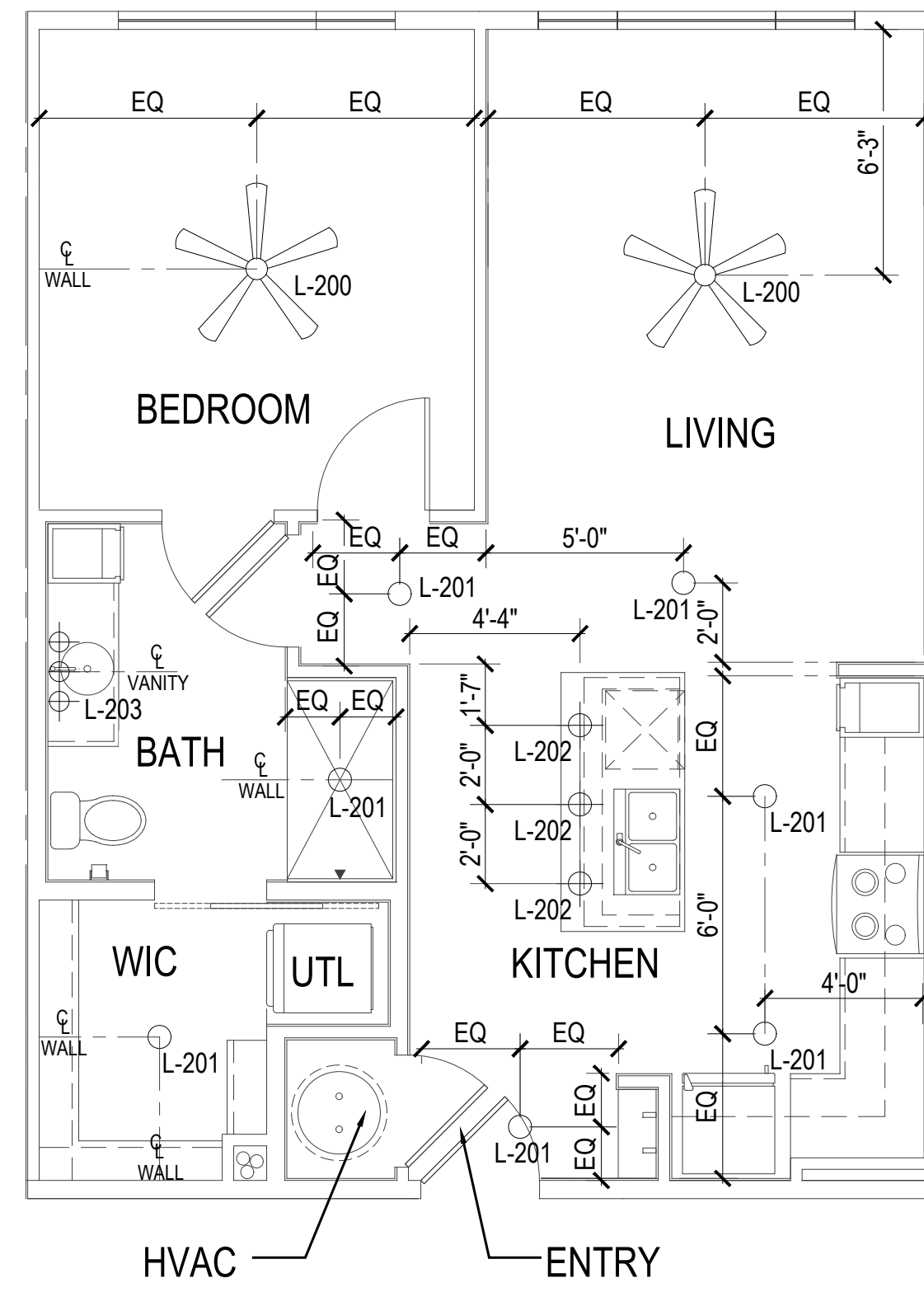
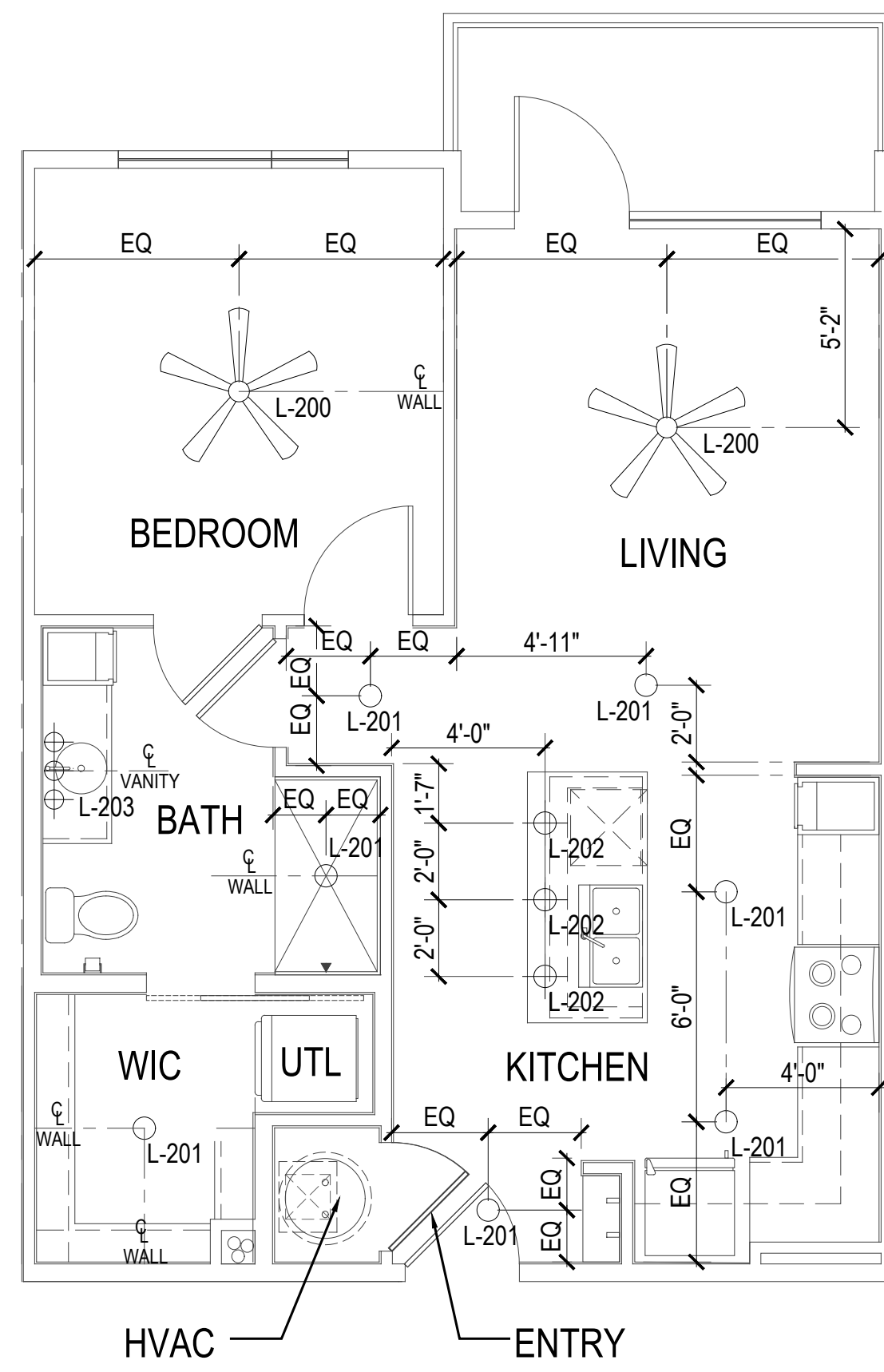
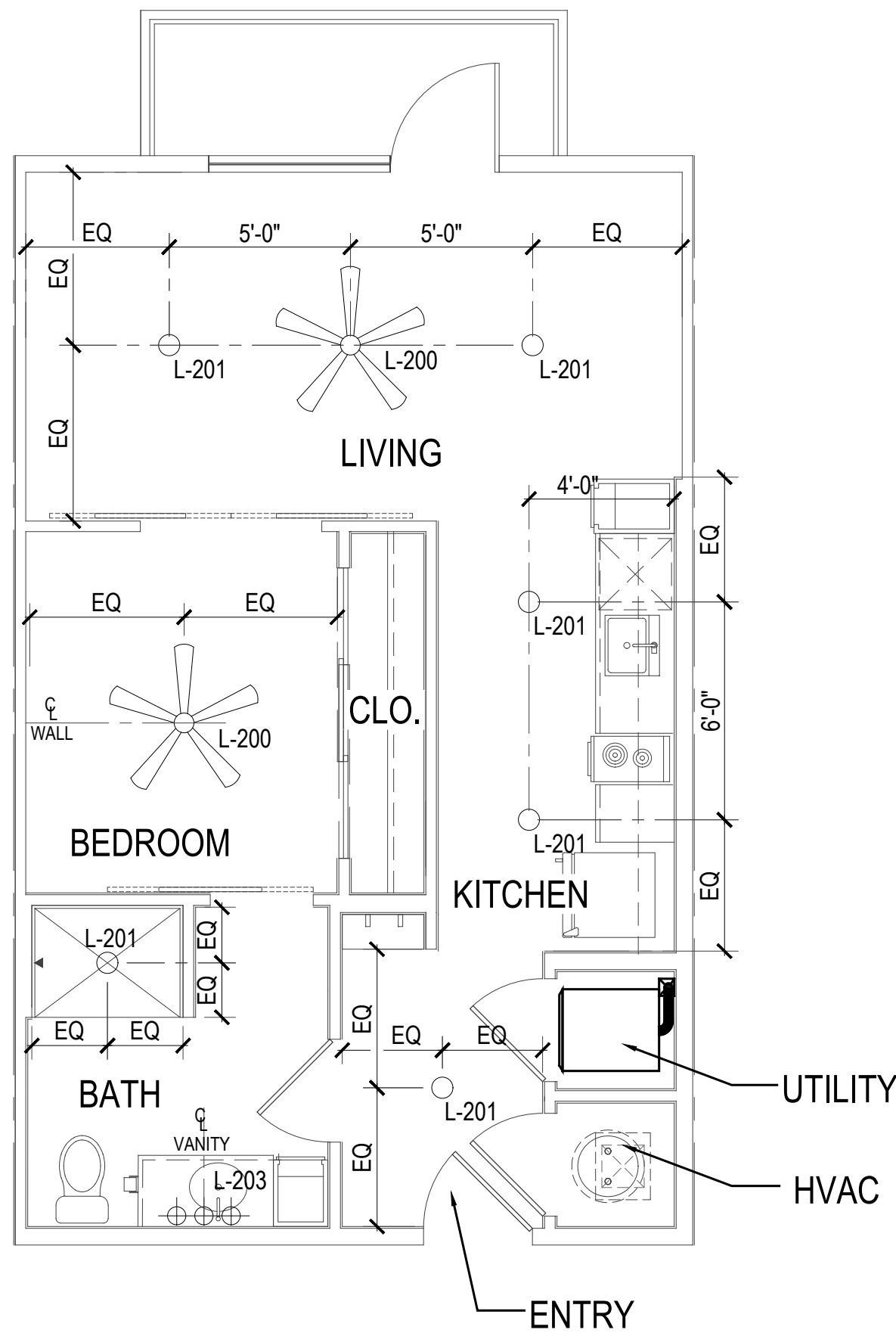
GENERAL NOTES:

1. ELECTRICAL DEVICES SHOWN IN ID DRAWINGS ARE ONLY THOSE THAT REQUIRE COORDINATION WITH FURNITURE AND APPLIANCE ELEMENTS AND ARE FOR DIMENSIONAL PURPOSES ONLY. REFER TO ENGINEER'S DRAWINGS FOR ALL GENERAL DEVICES AND REQUIREMENTS.
2. ALL ELECTRICAL OUTLET TYPES AND LOCATIONS IN FITNESS CENTER TO BE DETERMINED BY M.E.P. ONCE FITNESS EQUIPMENT IS SELECTED.
3. ALL PLATE COVERS TO BE WHITE, UNO.
4. FLOOR OUTLETS TO BE RECESSED IN TO SLAB TO ACCOMMODATE PLUG.
5. FITNESS EQUIPMENT POWER REQUIREMENTS TO BE COORDINATED WITH FITNESS CONSULTANT.
6. MEP TO CONFIRM LOCATIONS AND ELECTRICAL REQUIREMENTS OF ALL SPECIFIED APPLIANCES
7. TV'S SHALL PROJECT NO MORE THAN 4" FROM FACE OF WALL AS INSTALLED PER ADA.
8. OUTLETS TO BE INSTALLED AT STANDARD ADA-ACCESSIBLE HEIGHT UNO
9. LOW VOLTAGE CONSULTANT TO CONFIRM AND SPECIFY ALL POWER AND DATA REQUIREMENTS FOR EACH TV LOCATION

ID CONSTRUCTION KEY NOTES:

- ① RECESS OUTLET; MATCH RECEPTACLE AND COVER TO ADJACENT FINISH
- ② OUTLET LOCATED AT 5'-6" AFF
- ③ EMBEDDED LED MIRRORS, GC TO PROVIDE ELECTRICAL IN WALL
- ④ FITNESS TV LOCATIONS TO BE DETERMINED BY FITNESS CONSULTANT

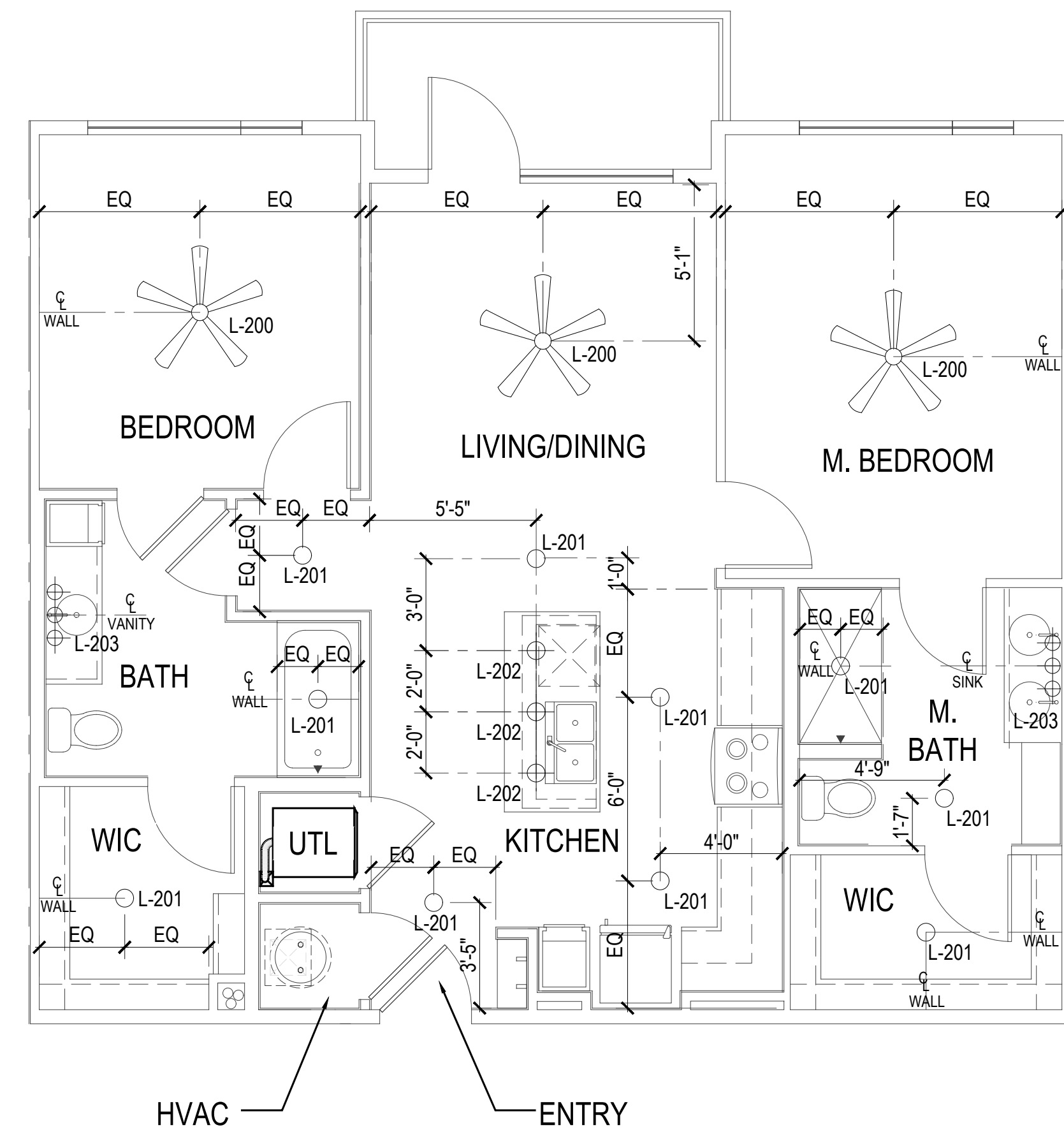
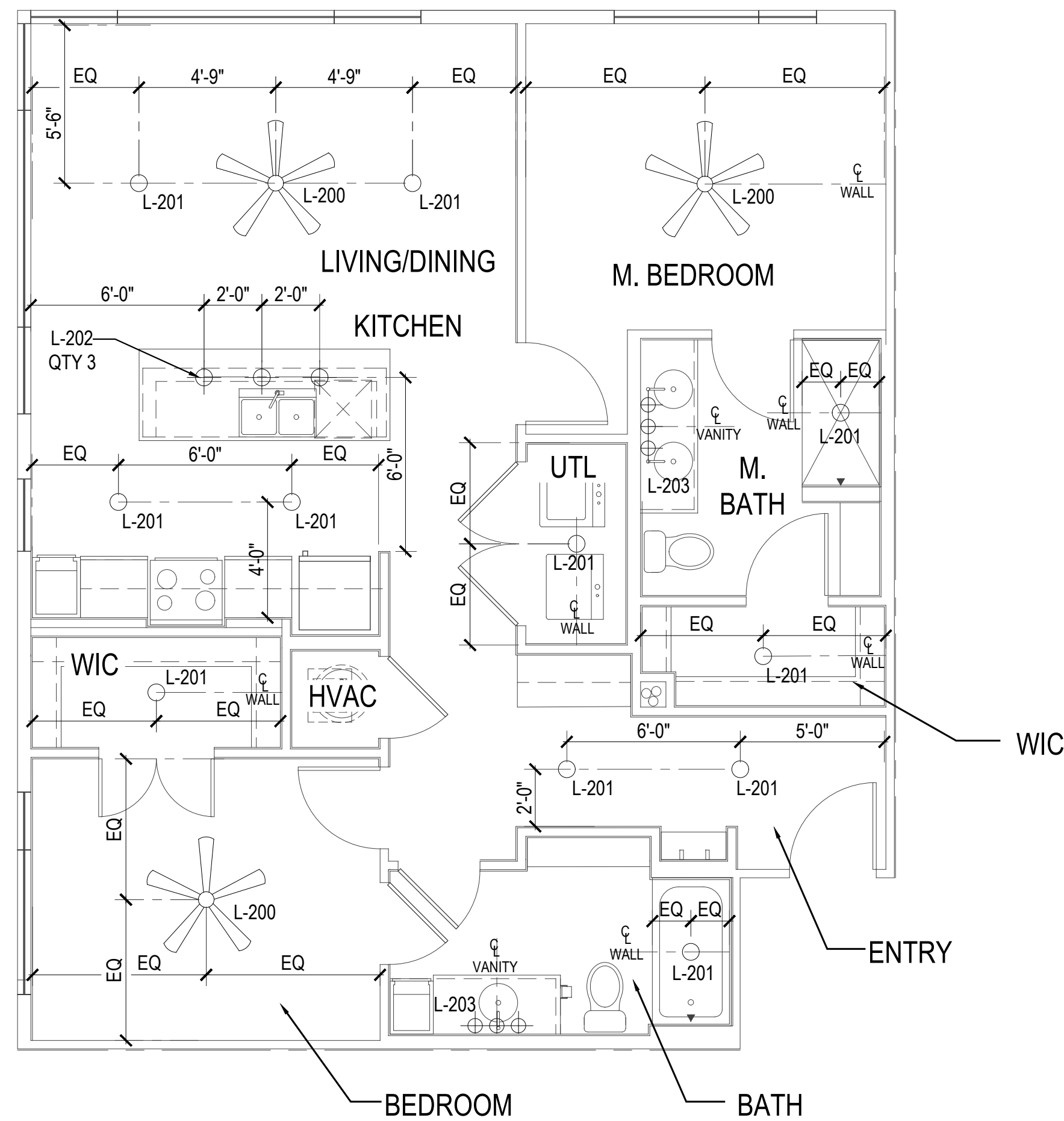
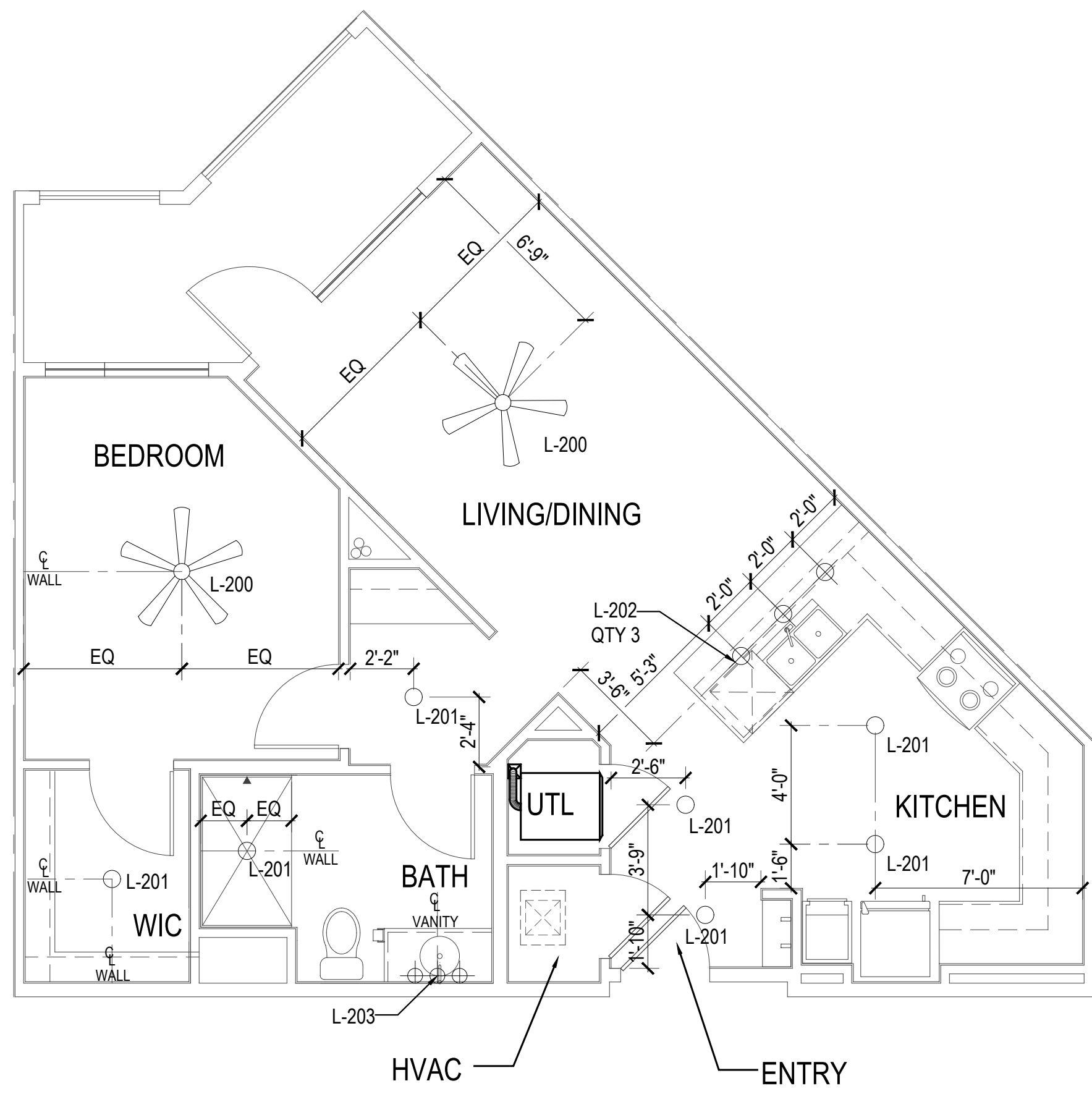




01 | DRCP- UNIT A0

02 | DRCP- UNIT A1

03 | DRCP- UNIT A2

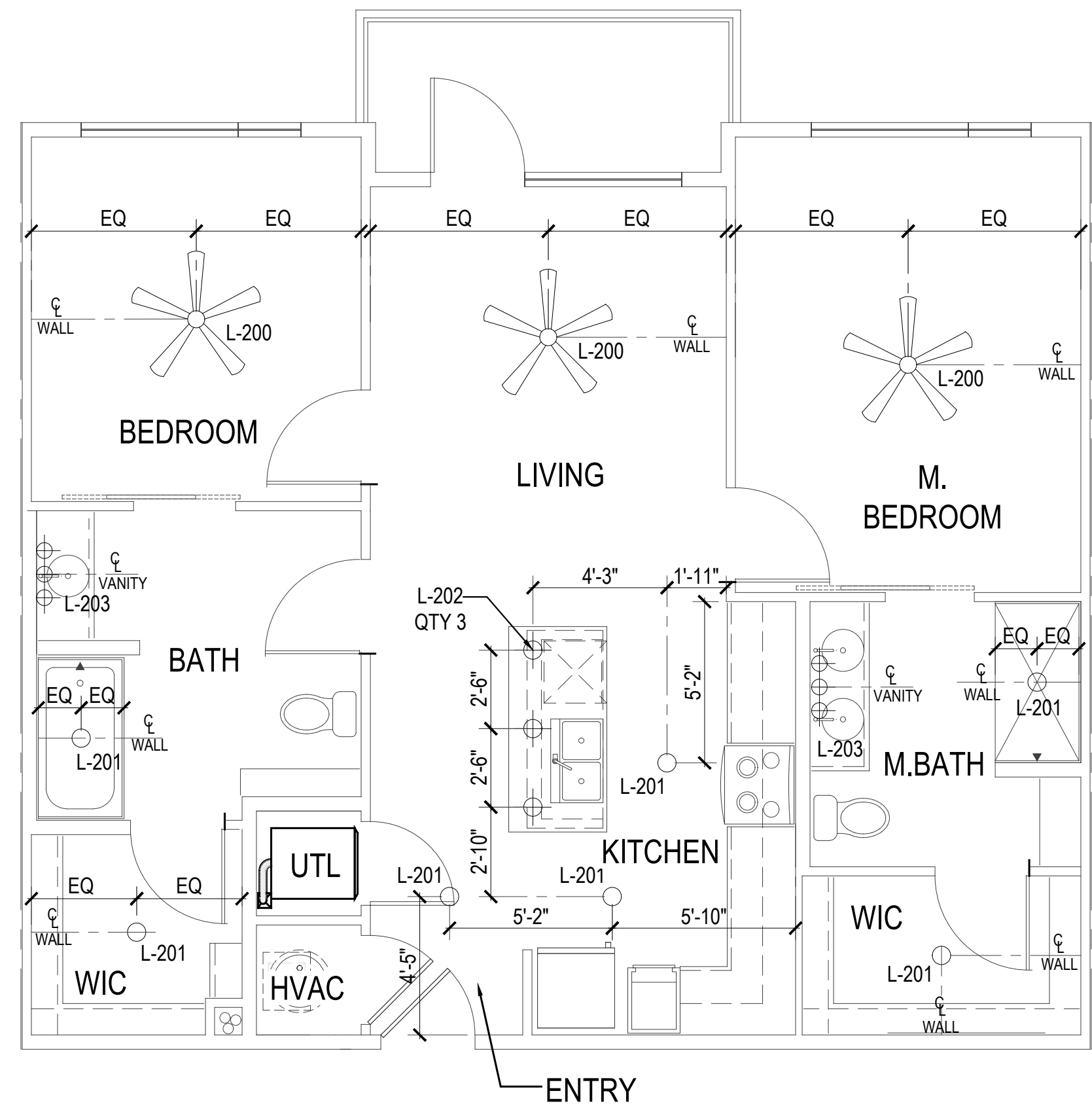
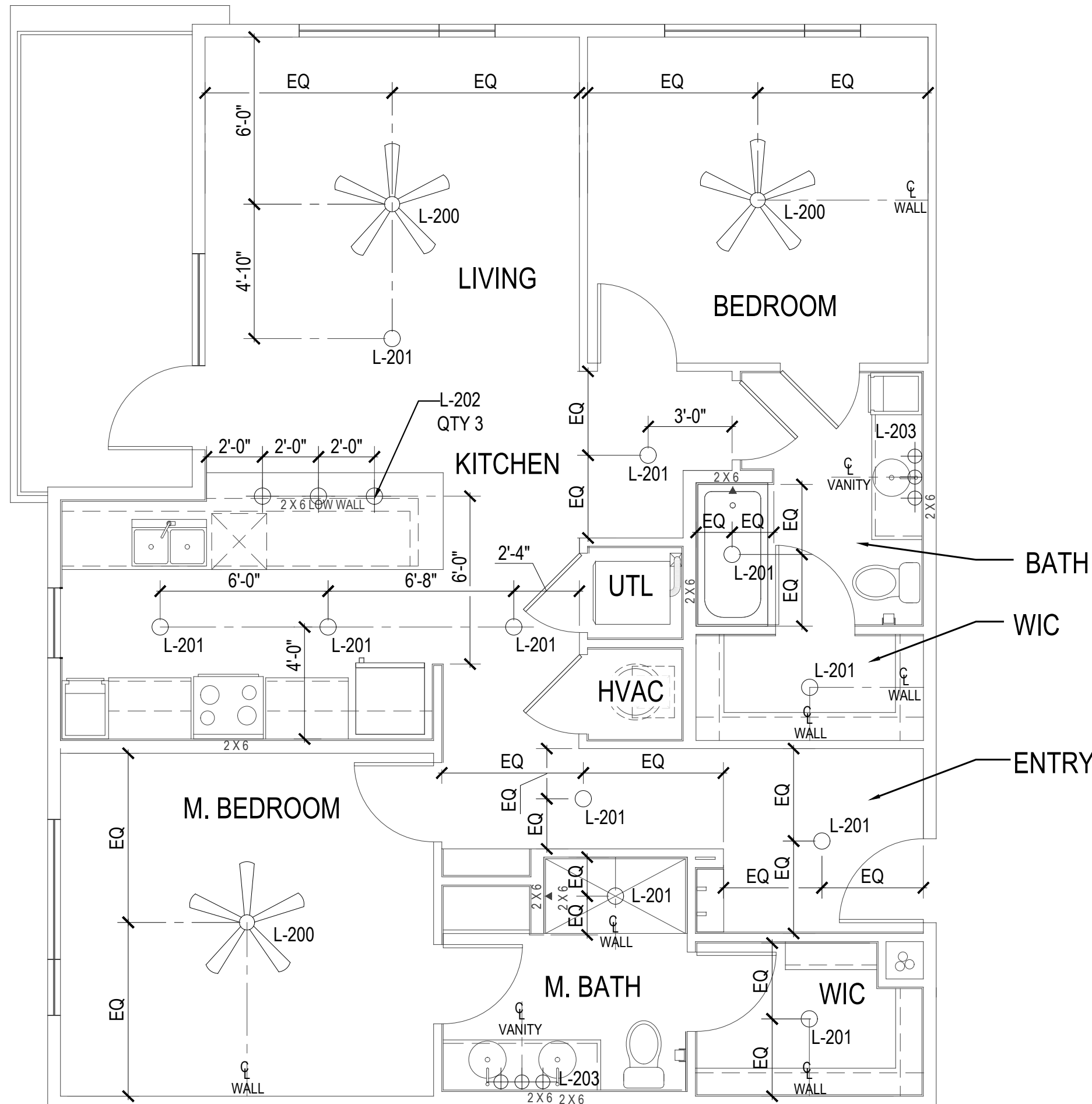
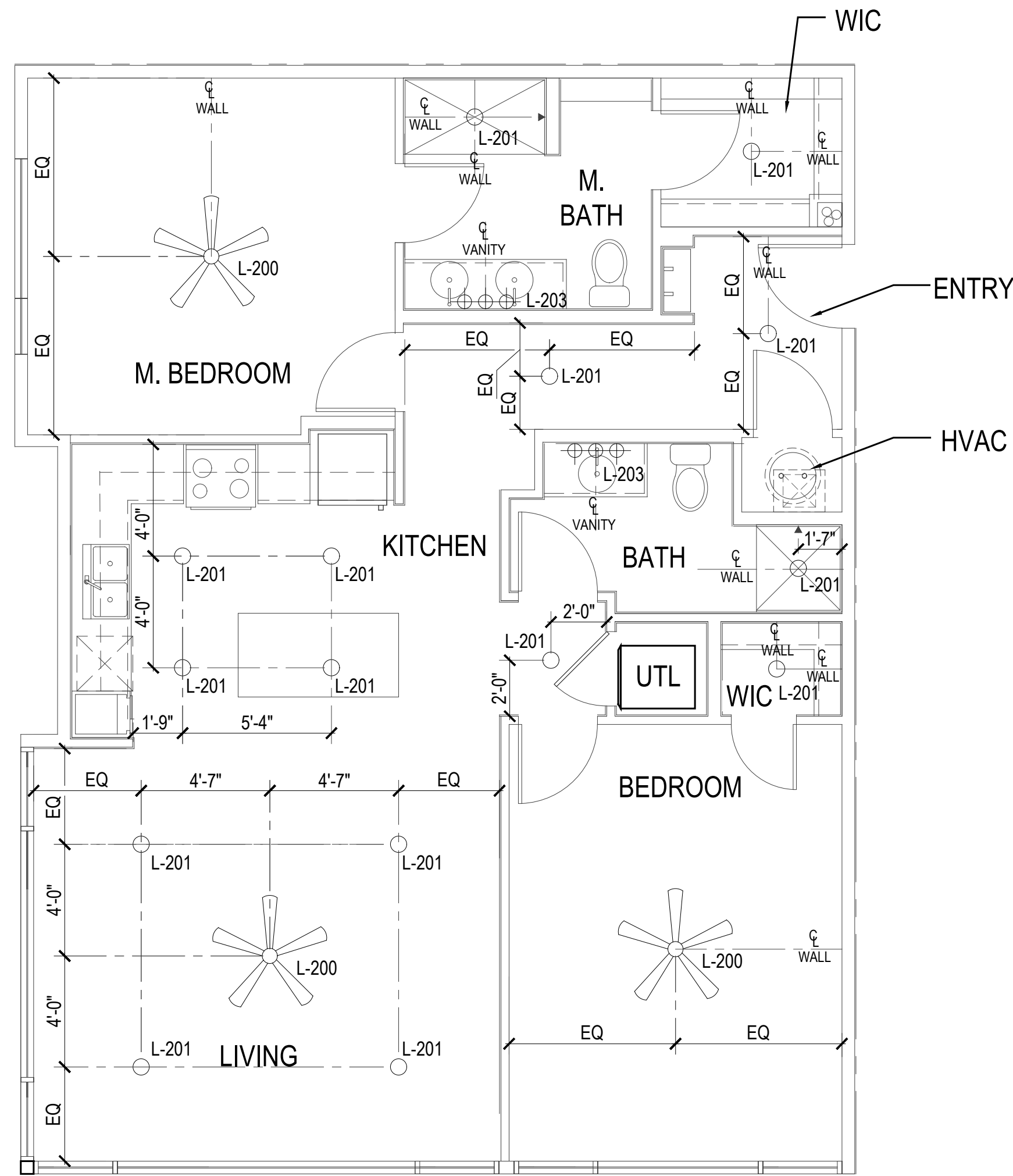


04 | DRCP- UNIT A3 ANSI

05 | DRCP- UNIT B1

06 | DRCP- UNIT B2 ANSI

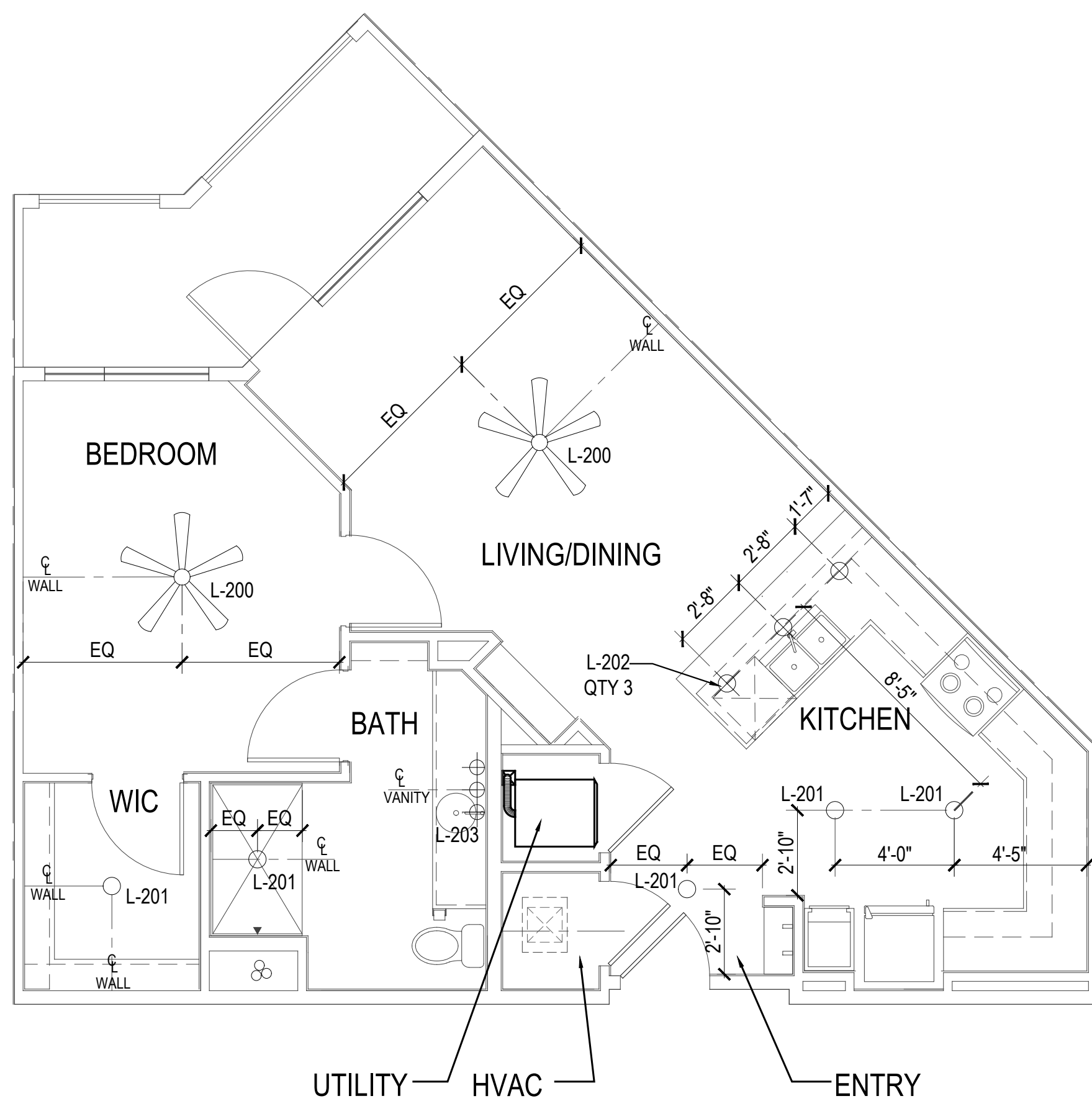
#	DATE	COMMENTS



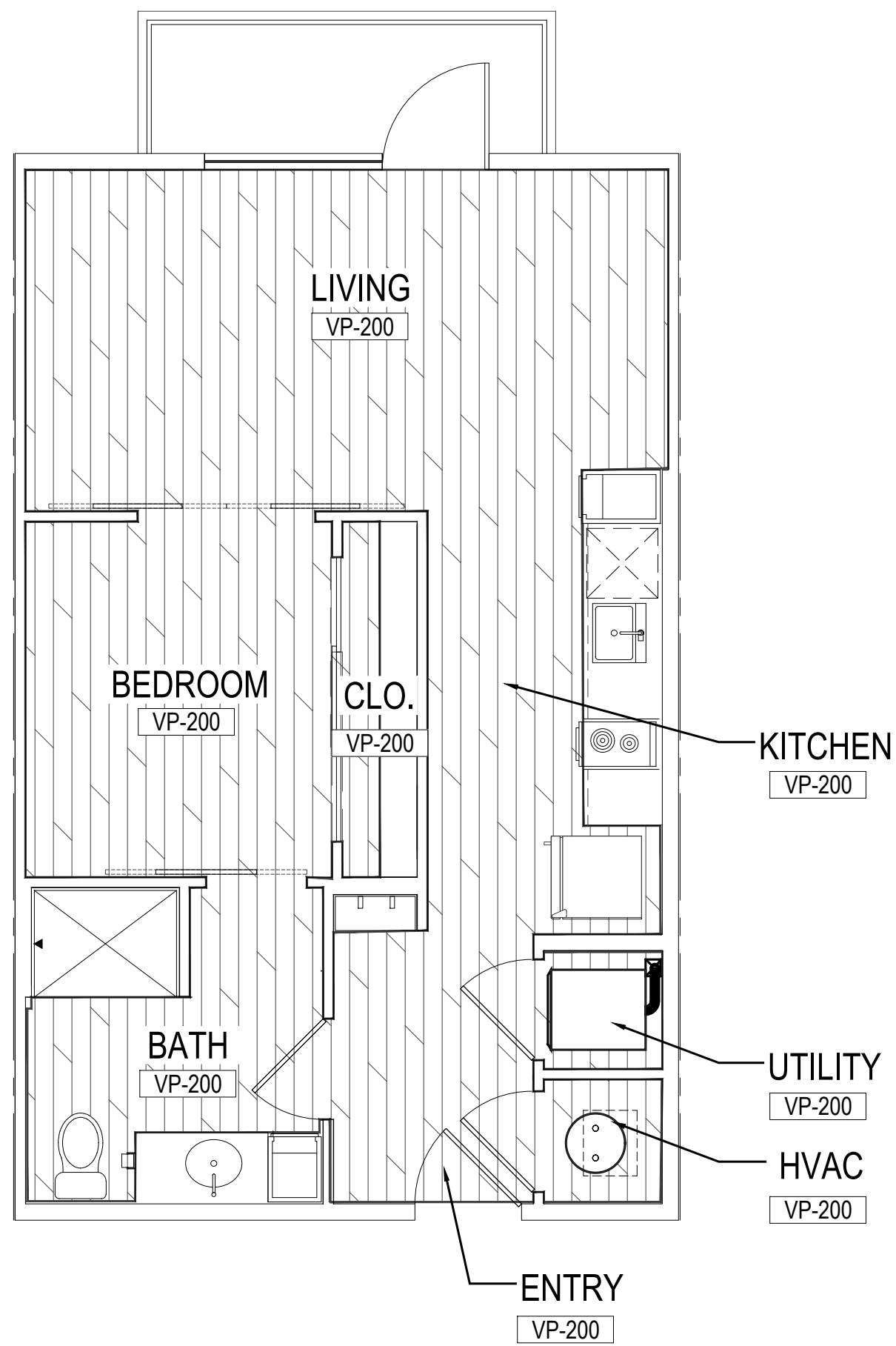
01 DRCP- UNIT B3

02 DRCP- UNIT B4

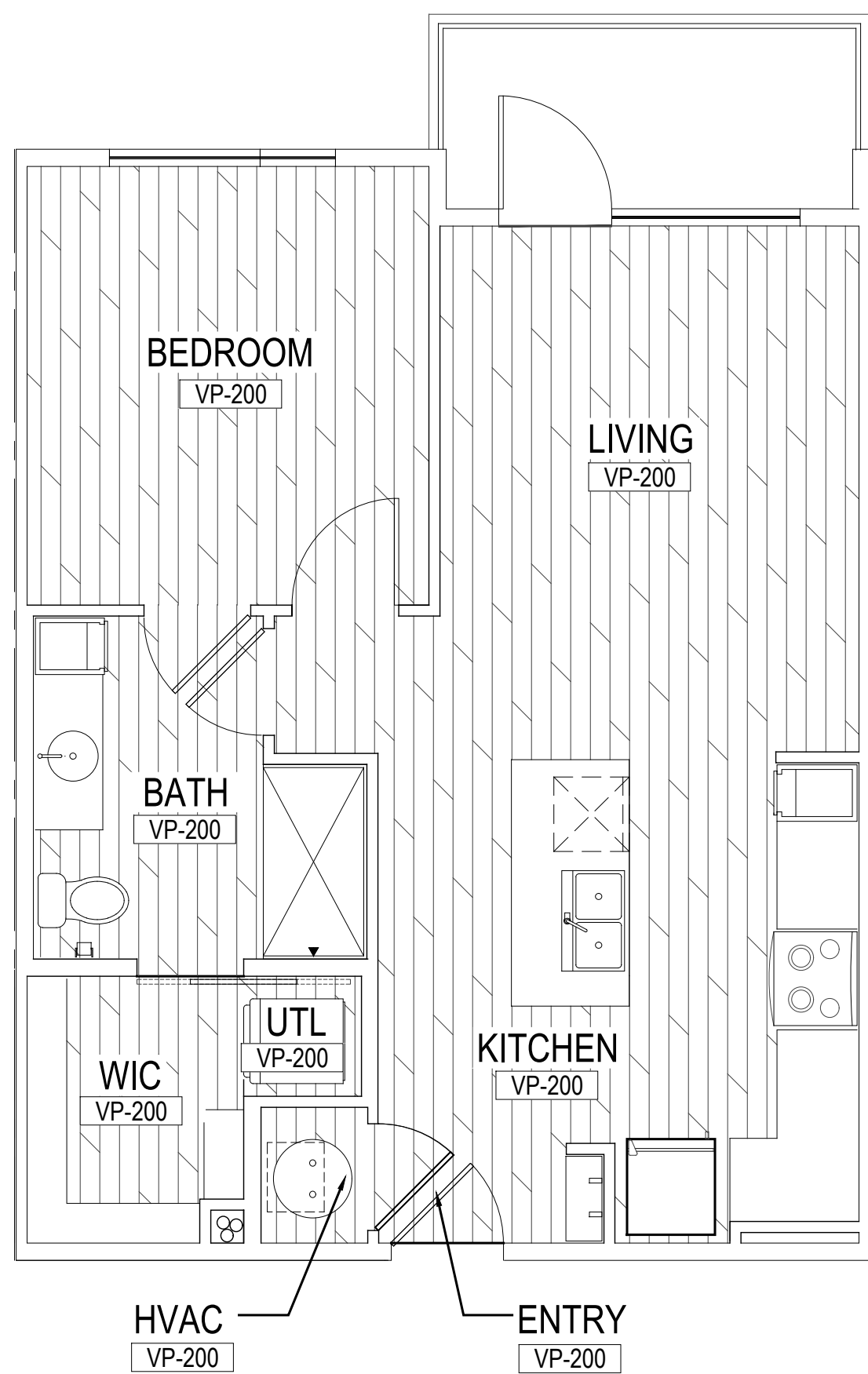
03 DRCP- UNIT B2 - ADA



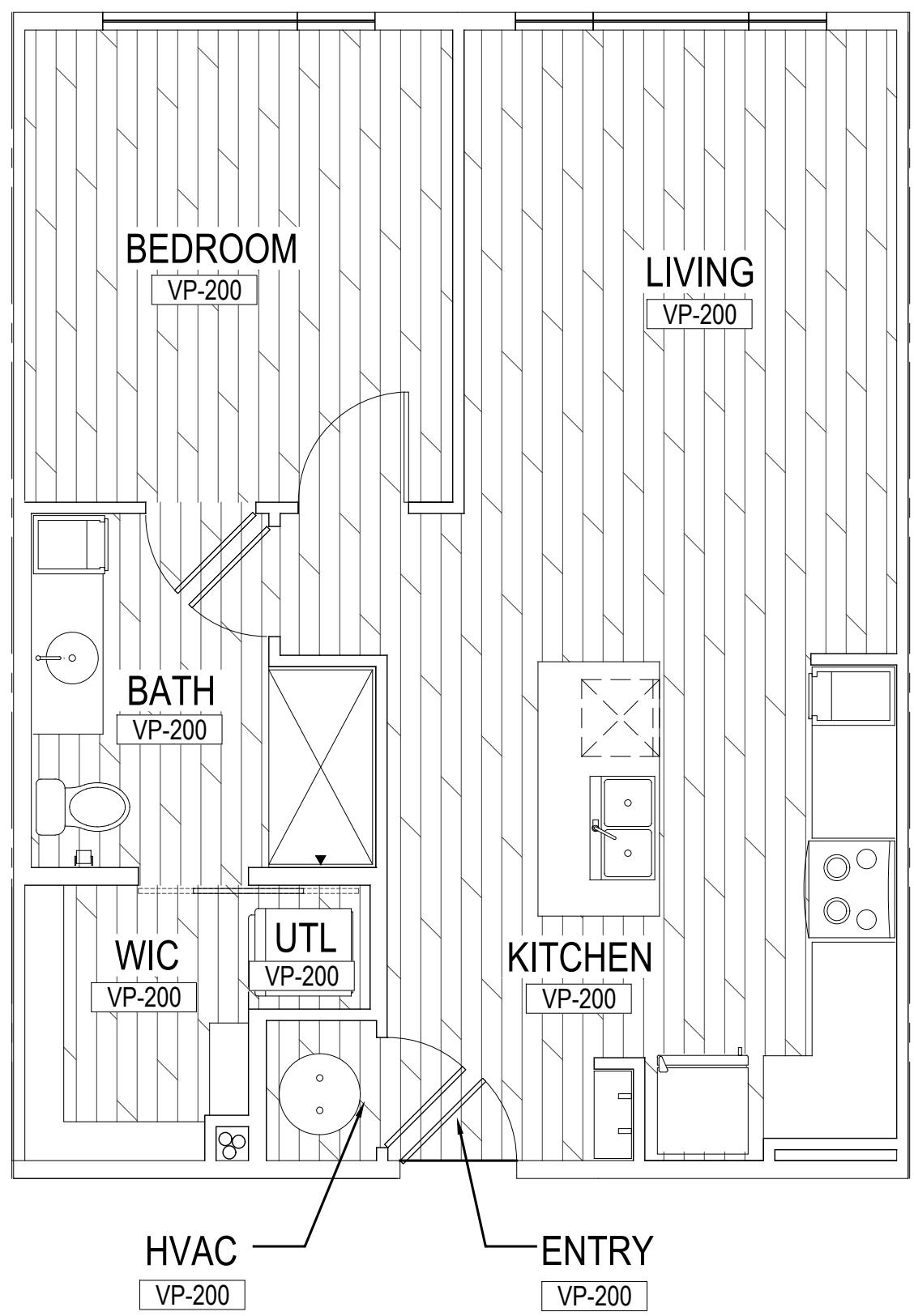
04 DRCP- UNIT A3 - ADA



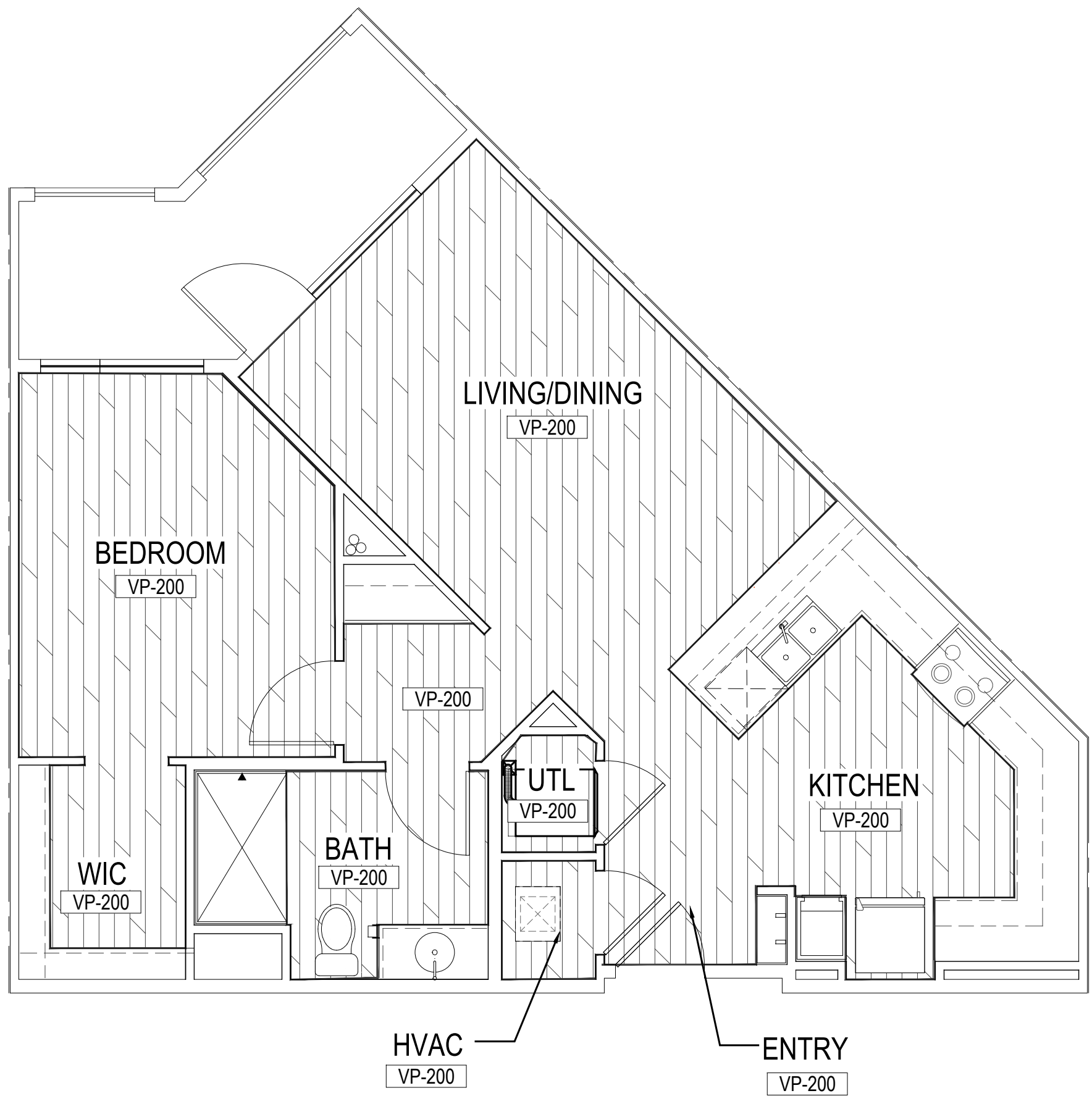
01 FFP- UNIT A0



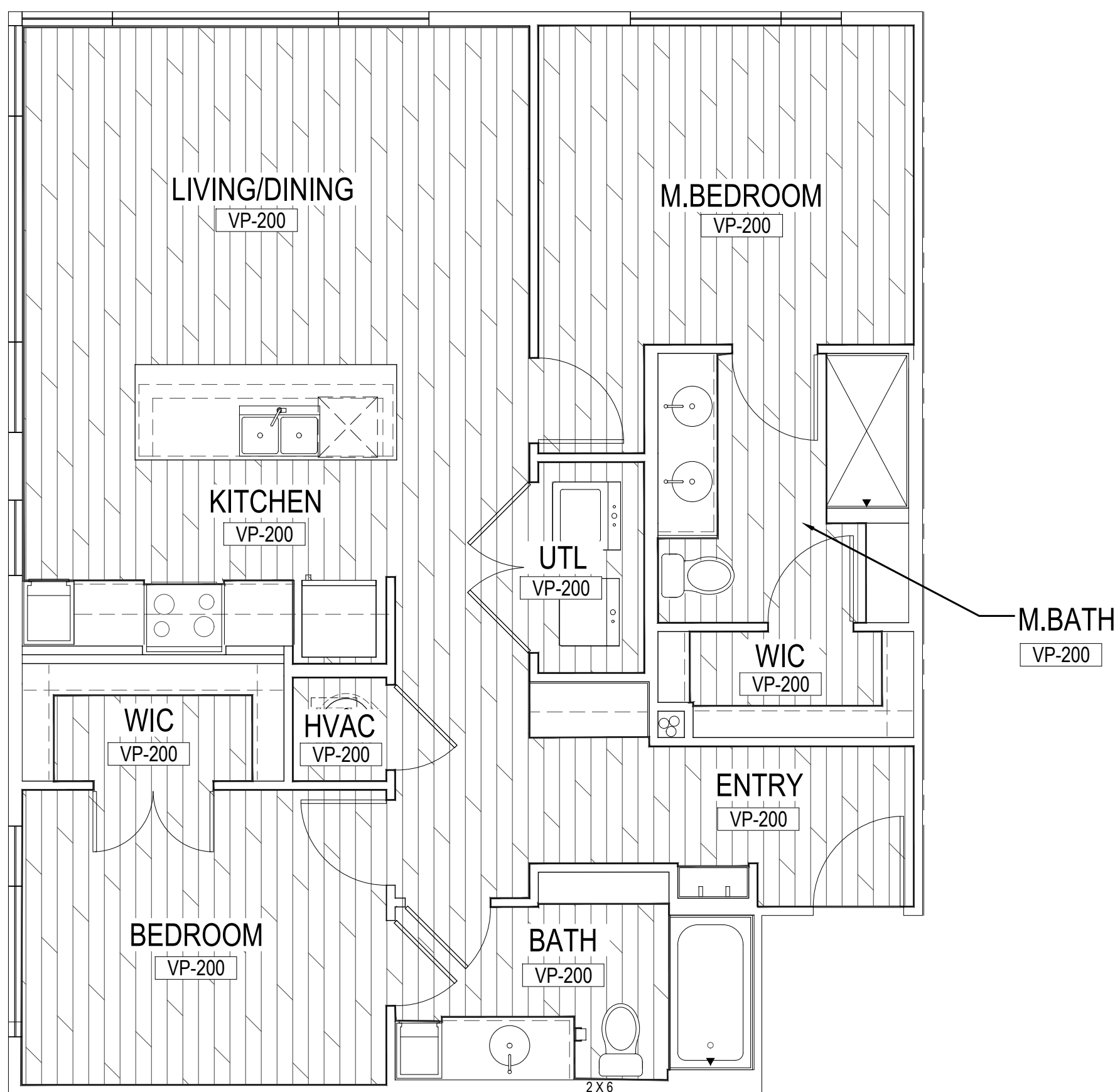
02 FFP- UNIT A1



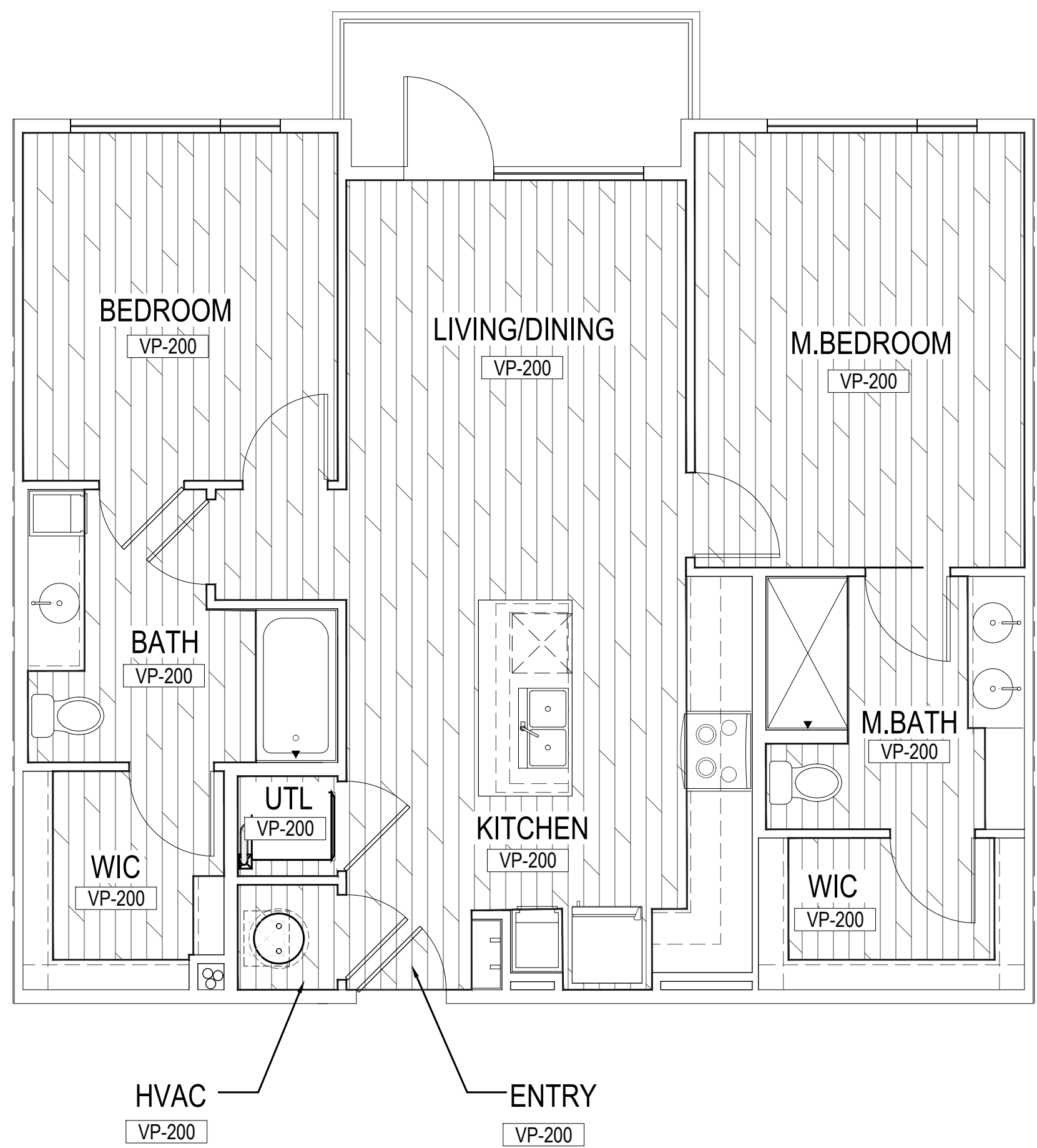
03 FFP- UNIT A2



04 FFP- UNIT A3

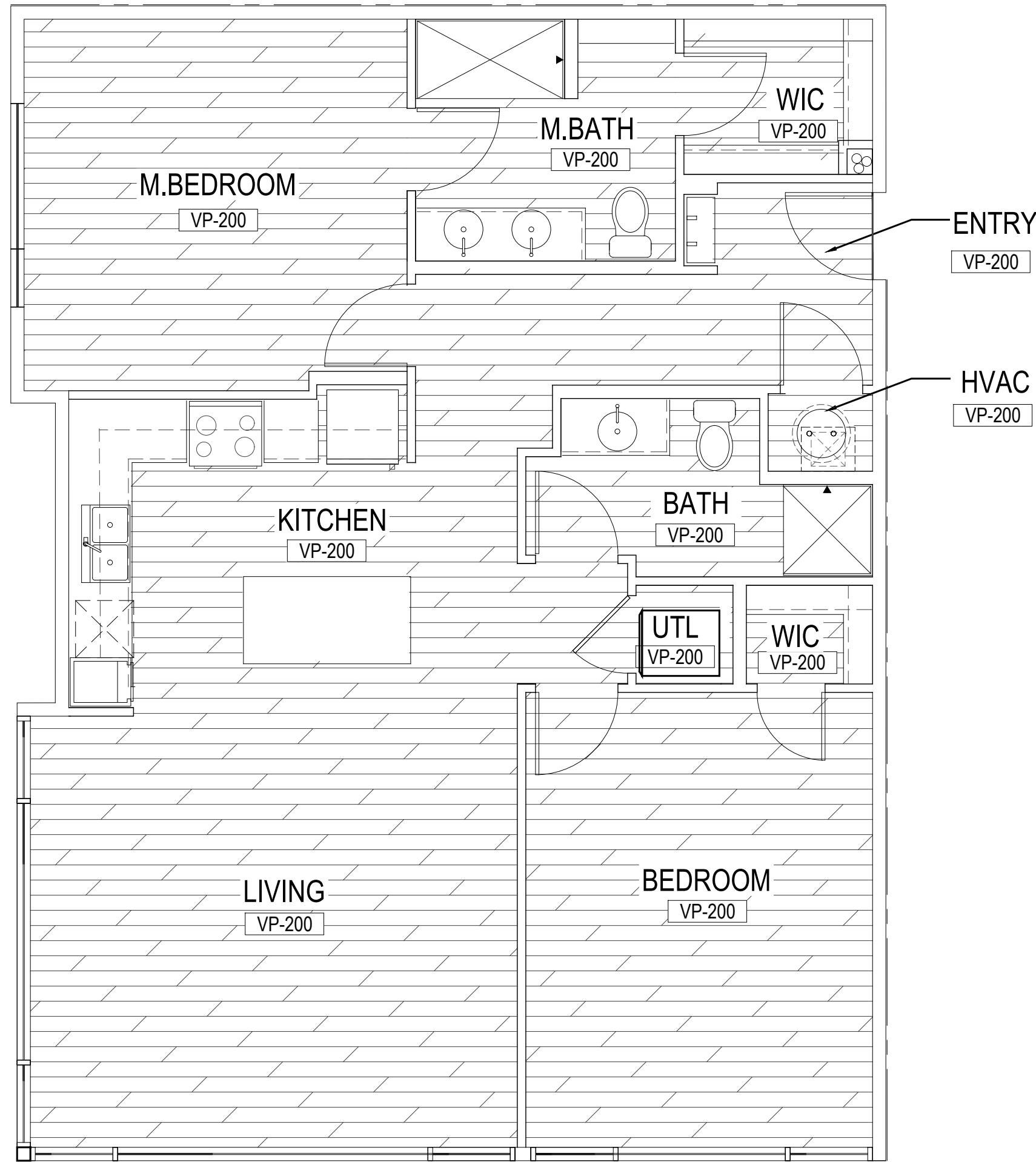


05 FFP- UNIT B1

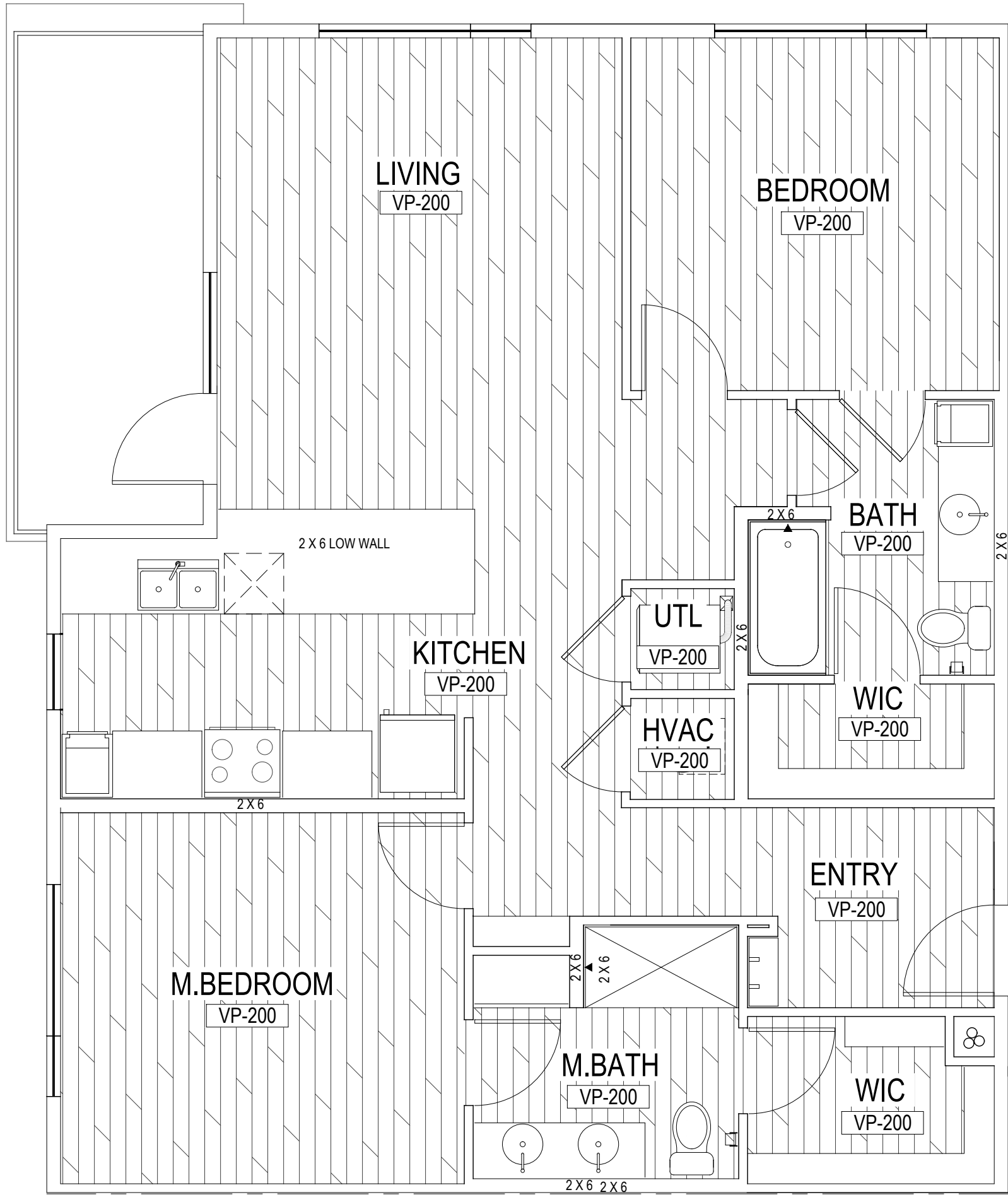


06 FFP- UNIT B2 ANSI

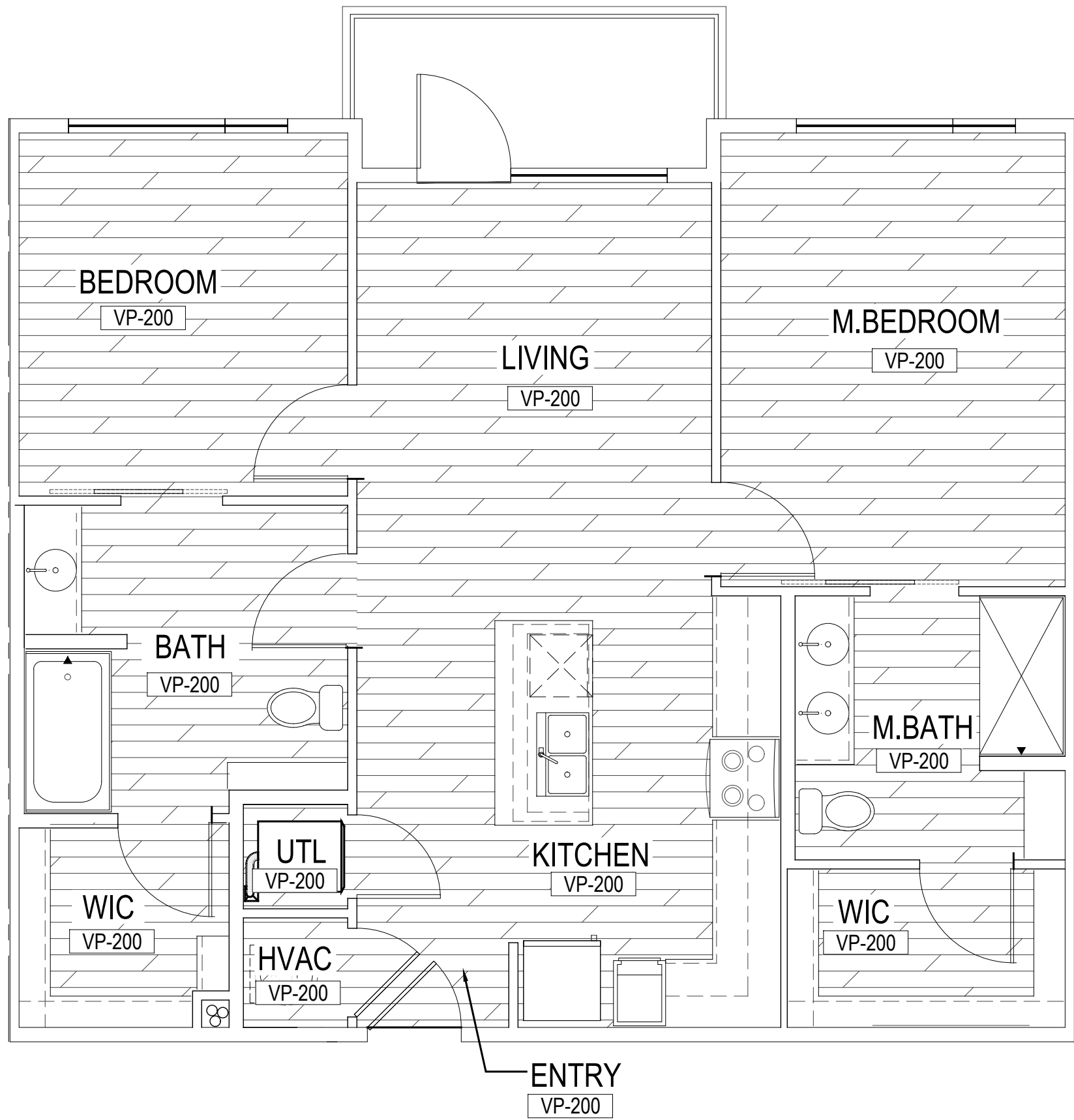
#	DATE	COMMENTS



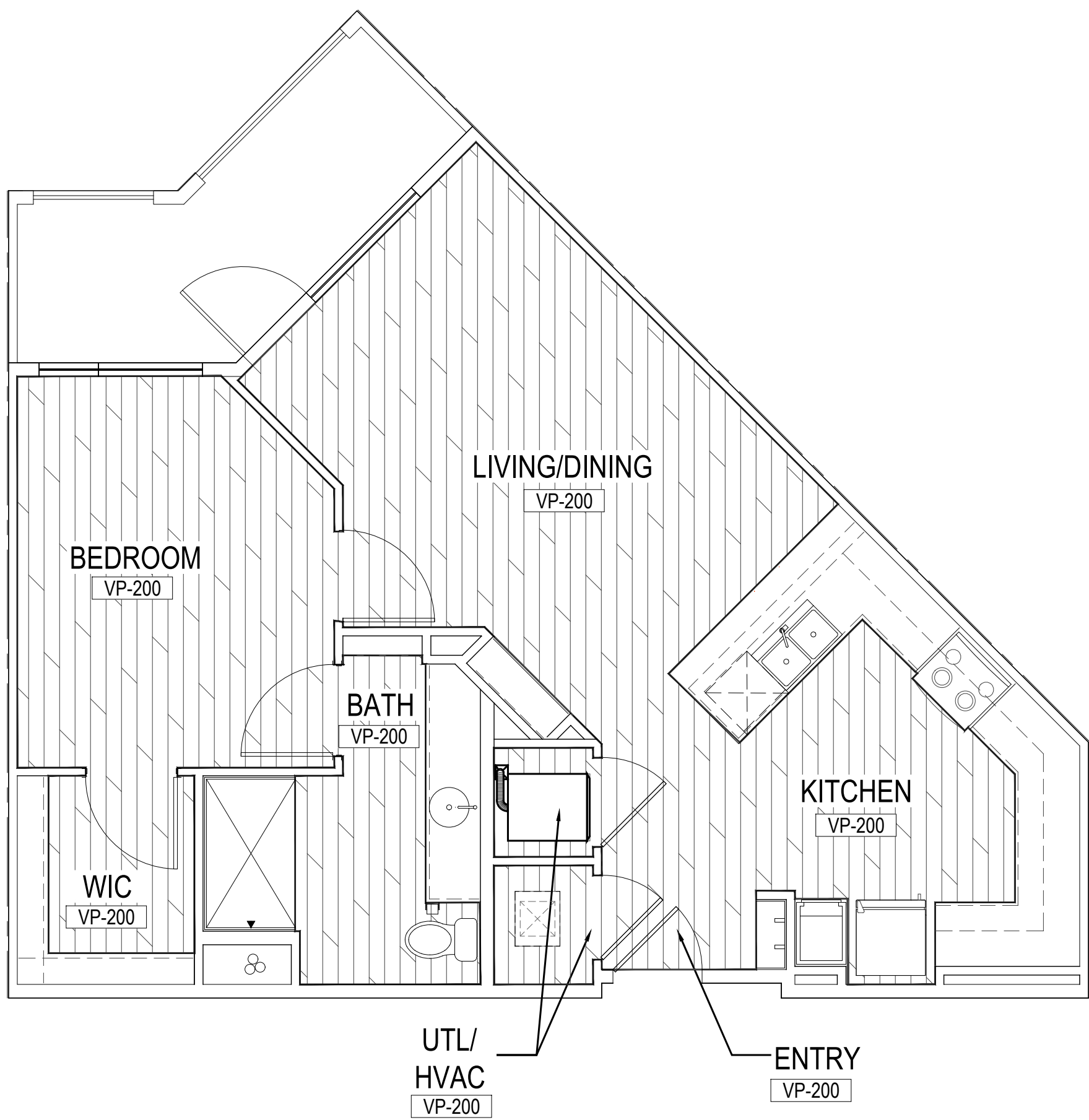
01 FFP- UNIT B3



02 FFP- UNIT B4



03 FFP- UNIT B2 - ADA



04 FFP- UNIT A3 - ADA

#	DATE	COMMENTS

HPA DESIGN GROUP
INTERIOR DESIGN

5339 ALPHA ROAD SUITE 250
DALLAS, TEXAS 75240
p: 972.596.1700 f: 972.596.1720

hpadesigngroup.com
©2014 by HPA Design Group, LP
All Rights Reserved

All design arrangements depicted herein are the
property of HPA Design Group, LP
and may not be reproduced in any form
without written permission.

[illegible]

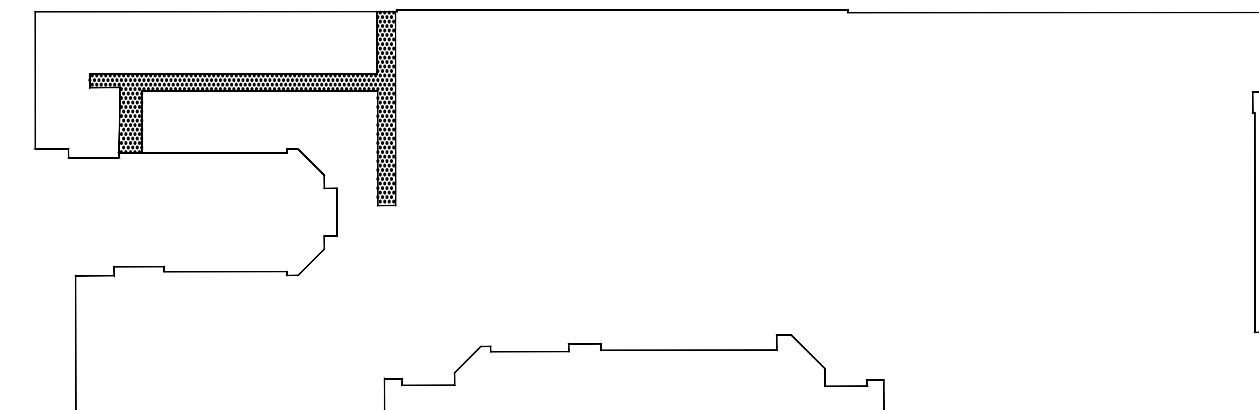
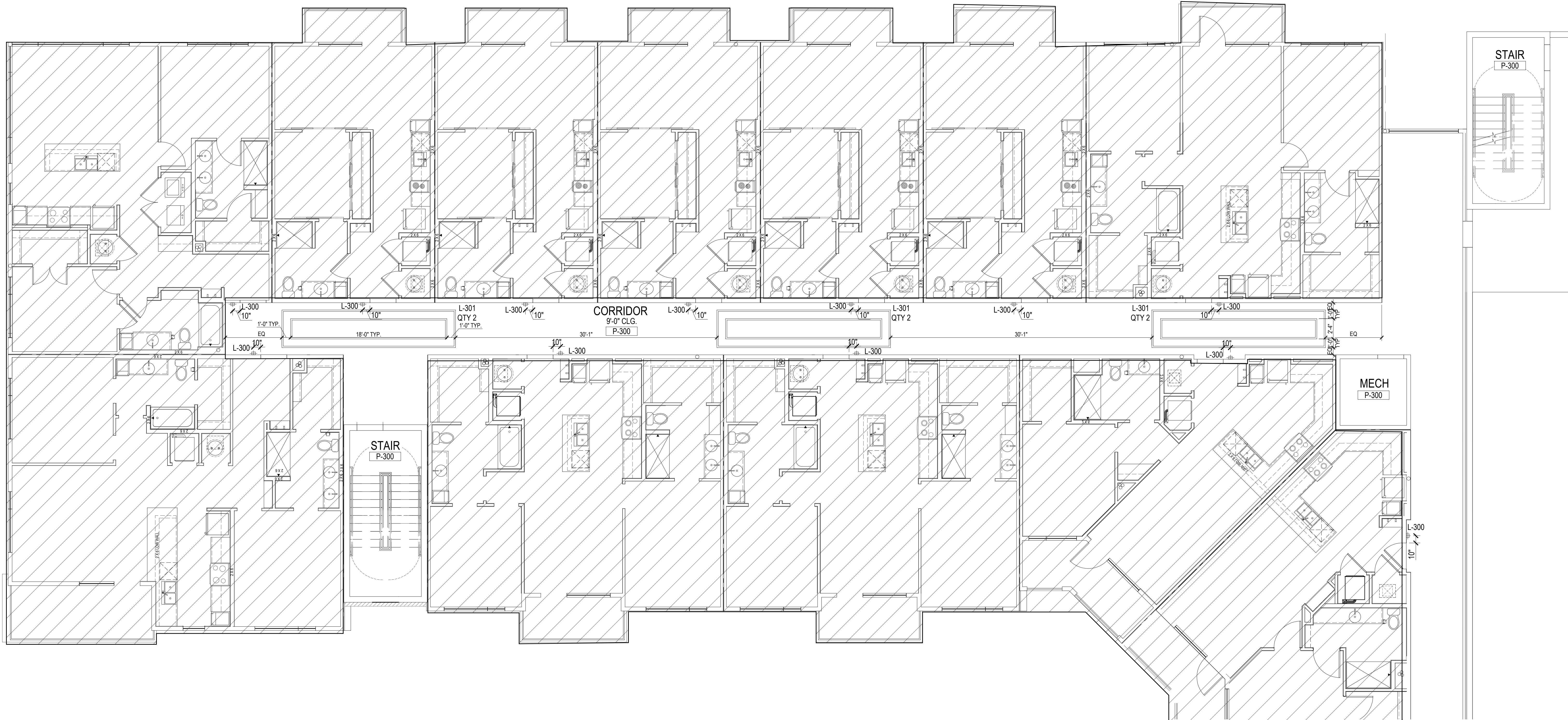
SHEET TITLE:
CONSTRUCTION AND
FINISH PLAN- CORRIDOR

SHEET NO.

22205

#	DATE	COMMENTS

- GENERAL NOTES:
1. REFER TO MEP PACKAGE FOR ALL GENERAL LIGHTING
 2. REFER TO SCHEDULE OF MATERIALS FOR DECORATIVE LIGHTING FIXTURE SPECIFICATIONS
 3. LOUDSPEAKERS, BAFFLES, AIR GRILLES, SLOT DIFFUSERS, ACCESS PANELS, COVER PLATES, SPRINKLER HEAD ESCUTCHEONS, AND VENTS ARE TO BE PAINTED TO MATCH ADJACENT SURFACE.
 4. PLAN SHOWN IS TYPICAL; APPLY FINISHES CONSISTENTLY THROUGHOUT PROJECT



#	DATE	COMMENTS

GENERAL NOTES:
1. REFER TO SCHEDULE OF MATERIALS FOR ALL FLOORING SPECIFICATIONS
2. ALL RATED DOOR TRANSITION AND THRESHOLDS PER ARCHITECT. GC TO VERIFY RATED ASSEMBLY.
3. PLAN SHOWN IS TYPICAL; APPLY FINISHES CONSISTENTLY THROUGHOUT PROJECT

ID CONSTRUCTION KEY NOTES:
① FLOOR TRANSITION PER ARCHITECT; GC TO VERIFY FIRE-RATED ASSEMBLY IF APPLICABLE
② FLOOR FINISH PER ARCHITECT

