



STYLISH. COMFORTABLE. DURABLE.

2026

Hello!

We're LuxCraft, makers of fine outdoor products, and we're pleased to meet you!

Founded in 1990, LuxCraft began as a small business in the corner of a barn, exclusively manufacturing outdoor wood furniture. In the years that followed, as LuxCraft's product line expanded to include outdoor structures and poly furniture, our facilities and dealer base grew. Flash forward to present day where you'll find our product manufactured and housed in over 410,000 square feet of building space before being distributed to hundreds of dealers throughout the U.S. and Canada. Though LuxCraft is now operating on a much larger scale, employing 60 plus people instead of two, our core values remain the same. Each transaction is handled with integrity and a focus on customer service. We build our products with emphasis on durability and longevity, then price it accordingly. Best of all, LuxCraft products are made right here in America (Ohio to be exact). So your purchase not only improves your outdoor space; it boosts the economy as well.



TABLE OF CONTENTS

2

THE LUXCRAFT
DIFFERENCE

5

WHAT IS
LUXCRAFT POLY?

7

LUXCRAFT POLY
COLORS

9

WARRANTY
INFORMATION

10

SWINGS

28

GLIDERS

84

BENCHES

98

DECK CHAIRS

122

DEEP SEATING

132

DINING

200

FIRE TABLES

212

ACCESSORIES

252

CUSHIONS

256

UMBRELLAS

The LuxCraft Difference

The difference is in the details. Learn more about what drives LuxCraft to be the best.



QUALITY | Quality is our highest priority, and it shows in the furniture we handcraft for you. We're constantly reevaluating product designs to ensure you're receiving nothing but the best.



LIFETIME WARRANTY | LuxCraft furniture comes with a limited lifetime warranty on residential use or a 5-year limited warranty on commercial use covering any defective product or part. All you need to do is sit back, relax, and enjoy your new backyard oasis.



CUSTOMER SERVICE | Our customer service and sales team is always on hand to answer questions or assist with orders. We believe the key to good business is a personal relationship with customers, and we strive to achieve that with every interaction.



MADE IN THE USA | LuxCraft products are made right here in America by skilled craftsmen in our 76,000-square-foot shop. Each product is handcrafted and inspected before it's allowed to leave the shop.



ATTENTION TO DETAIL | Our craftsmen don't cut corners when it comes to building furniture. We reinforce our swings, gliders, and benches with aluminum angle braces. Poly glider arms are used for a stronger, smoother glide, and we make our own heavy-duty swivels.



IMMEDIATE AVAILABILITY | With 250,000 square feet of warehouse space, we stock over 50,000 items for immediate pickup or shipment year round. Time is precious; why spend it waiting? At LuxCraft, we work hard to anticipate what you need before you need it.





What is LuxCraft Poly?

Our products are built to withstand the elements.



ENVIRONMENTALLY FRIENDLY | LuxCraft Poly is made of high-density polyethylene (HDPE), a recyclable plastic derived from post-industrial waste such as milk and detergent bottles. This material is cleaned in a decontamination process to a purity level of over 99% HDPE, then compounded into solid board stock material. The resulting product contains over 90% recycled post-industrial waste by weight.



ESSENTIALLY MAINTENANCE-FREE | Our furniture requires no waterproofing, staining, or other similar recurring maintenance other than an occasional washing with soap and water or our Poly Furniture Cleaning Kit.



EXCEPTIONALLY FADE-RESISTANT | We use only high color stability UV pigment systems, which minimize material breakdown from prolonged sun and weather exposure.



DURABLE AND LONG LASTING | LuxCraft Poly is exceptionally resistant to moisture, insects, splintering, warping, and other hazards of environmental exposure common to wood or wood fiber composite products.



ASSEMBLED WITH STAINLESS STEEL FASTENERS | All LuxCraft products are assembled with 316-grade stainless steel hardware for optimum durability. Stainless steel is corrosion and stain resistant, which ensures its brilliant shine will last for years to come with very little maintenance.



The LuxCraft logo plate on all of our furniture is a sign of enduring craftsmanship.



LuxCraft Poly Colors

Our maintenance-free poly furniture is made in 37 colors. Be sure to check each item for individual stock colors. Most items are available in non-stock colors for an upcharge.

Colors are shown to the best of our ability, but due to photographic lighting and limitations in printing, actual product colors may vary slightly from those shown on the next page.

EARTHTONE




BK
Black




W
White



WW
Weatherwood




WWB
Weatherwood &
Black




WWCBR
Weatherwood &
Chestnut Brown




CBR
Chestnut Brown




CHB
Cherrywood & Black




DGB
Dove Gray & Black




DGS
Dove Gray & Slate



CB
Cedar & Black




PBW
Patriot Blue & White



PBS
Patriot Blue & Slate

TROPICAL




R
Red



RB
Red & Black



RW
Red & White




T
Tangerine



TB
Tangerine & Black



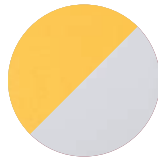
TW
Tangerine & White



Y
Yellow




YB
Yellow & Black



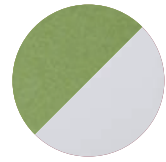
YW
Yellow & White




LG
Lime Green



LGB
Lime Green & Black




LGW
Lime Green & White




B
Blue



BB
Blue & Black



BW
Blue & White



AB
Aruba Blue


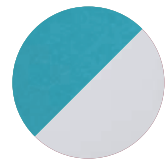


ABB
Aruba Blue & Black



ABW
Aruba Blue & White



PREMIUM WOODGRAIN




AM
Antique Mahogany



AMB
Antique Mahogany
& Black



BIW
Birch & White




CG
Coastal Gray



CGB
Coastal Gray
& Black



BZW
Brazilian Walnut



BZWB
Brazilian Walnut
& Black

Caring for Poly Furniture

LuxCraft Poly Furniture is made from high-density polyethylene (HDPE). It never requires painting or staining and will not splinter or rot. It is also not affected by most corrosive substances. In order to maintain the beauty of your furniture, we recommend the following care tips:

- Clean with LuxCraft Poly Brite cleaner and rinse with warm water monthly (though some colors, such as white, require more frequent cleanings). For certain stains, it may be necessary to scrub with a soft bristle brush.
- Fasteners are 316-grade stainless steel and, although this is a premium grade, it is still susceptible to corrosion in extreme conditions (e.g., coastal areas with continuous exposure to salt water). In those conditions, it is recommended to rinse the furniture weekly with fresh water and wipe the hardware with a soft cloth.
- Do not place hot items on the furniture as this could potentially melt the material.
- Certain flowerpots or containers left on the furniture over an extended period of time could cause staining.

By following these simple steps, you will enjoy the beauty and comfort of your LuxCraft Poly Furniture for many years!



PBCK Poly Brite Cleaning Kit



POLBRI Poly Brite (32oz.)

Shipping Options

USE THIS KEY THROUGHOUT OUR CATALOG TO DETERMINE HOW TO RECEIVE YOUR ITEMS.

Stocked

All items are available for pickup from our warehouse in Sugarcreek, OH.



Items with this symbol are available to drop ship via FedEx®.



Items with this symbol are available to drop ship via truck.



Warranty Information

LuxCraft products have a limited lifetime warranty on residential use or five (5) years on commercial use.

The warranty is effective starting on the date of purchase. At its option, LuxCraft will repair or replace the product without charge, providing our inspection indicates that an original defect exists. Should LuxCraft choose to replace the product, and the product is no longer available at the time warranty service is required, a substitution of similar performance and equal or greater value will be made. The poly material used in LuxCraft has UV stabilizers compounded into it, making it resistant, but not impervious, to fading. Change in color or staining caused by sunlight or other foreign substances is not covered under this warranty. Some expansion and contraction is to be expected during changes in humidity and temperature. The foregoing shall not be considered defects in materials or workmanship and are not covered under this warranty. Stainless steel fasteners are warranted not to fail structurally for the

applicable warranty period. Stainless steel may rust in certain extreme conditions (such as coastal areas) if not maintained. Polyethylene is a synthetic product and may scratch. This warranty also does not cover scratching of polyethylene.

Cushions are warranted to be free of original defects in workmanship and material for a period of one (1) year of residential use and are not warranted for commercial use. Compression of cushions shall not be considered a defect in materials and workmanship and is not covered under this warranty.

Your claim must explain the nature of the original defect and include your name, address, and telephone number. In the event of a non-warranty repair, you will receive a written estimate prior to any repair work being performed. This warranty gives you specific legal rights, and you may have other rights which vary from state to state. As defined by federal law, this is a limited warranty.

FOR AN OFFICIAL COPY OF THE WARRANTY, PLEASE CONTACT LUXCRAFT CUSTOMER SERVICE.

Swings

GO WITH THE FLOW

Create a private escape or a comfortable place for the whole family to relax with LuxCraft swings. Featuring timeless, elegant designs, these products use durable materials and reliable construction to deliver a lifetime of comfort.








5' Adirondack Swing

The iconic Adirondack design conjures up camping trips, lakeside cottages, and woodland lodges. Its recognizable shape, famous for both comfort and style, will be a welcome addition to any place you entertain guests or relax with family. The 5' option comes standard with a flip-down center console, perfect for holding your book or iced tea. When you're ready to seat three, a metal locking pin keeps the center console raised.

Details

Overall: 65"W x 27"D x 32.5"H | 96 lbs.
 Seat: 60"SW x 18"SD
 Standard with Stainless Steel Chain

AVAILABILITY

Stocked		Fully Assembled
	2 Pkgs.	Assembly Required

PAIRS WELL WITH

- 5' Cushion (p. 254)
- A-Frame or Classic Vinyl Swing Stand (p. 246; 248)

Shown with Classic Vinyl Swing Stand in White

EARTHTONE



5APSBK



5APSW



5APSWW



5APSWWB



5APSWWCBR



5APSCBR



5APSCHB



5APSDGB



5APSDGS



5APSCB



5APSPBW



5APSPBS

TROPICAL



5APSRB



5APSTB



5APSYB



5APSLGB



5APSBB



5APSABB



5APSABW

 PREMIUM WOODGRAIN



5APSAM




5APSAMB



5APSBW



5APSCG



5APSCGB



5APSBZW




5APSBZWB



4' Adirondack Swing

You'll love the appearance and quality of our durable 4' Adirondack Swing. Turn your porch into a gathering place for family and guests or cozy up and spend a quiet afternoon enjoying the view.

AVAILABILITY

Stocked		Fully Assembled
	2 Pkgs.	Assembly Required

PAIRS WELL WITH

- 4' Cushion** (p. 254)
- A-Frame or Classic Vinyl Swing Stand** (p. 246; 248)

Details

Overall: 53"W × 27"D × 32.5"H | 71 lbs.
 Seat: 48"SW × 18"SD
 Standard with Stainless Steel Chain

EARTHTONE



4APSBK



4APSW



4APSWW



4APSWWB



4APSWWCBR



4APSCBR



4APSCHB



4APSDGB




4APSDGS



4APSCB



4APSPBW



4APSPBS

TROPICAL



4APSRB



4APSTB



4APSYB



4APSLGB



4APSBB



4APSABB



4APSABW

 PREMIUM WOODGRAIN



4APSAM



4APSAMB



4APSIW




4APSCG



4APSCGB



4APSBZW



4APSBZWB




5' Contour Swing

The 5' Contour Swing combines graceful lines with a confident stance, offering a refined update to a familiar favorite. Its curved back and flowing silhouette bring depth and movement to the design, while the smooth swing motion invites you to slow down and take in the day. It comes standard with a flip-down center console and metal locking pin to keep the center console raised. Classic craftsmanship, reimagined with modern style.

Details

Overall: 66"W x 28.75"D x 32.5"H | 102 lbs.
 Seat: 60"SW x 18"SD
 Standard with Stainless Steel Chain

AVAILABILITY

Stocked		Fully Assembled
	2 Pkgs.	Assembly Required

PAIRS WELL WITH

- 5' Cushion (p. 254)
- A-Frame or Classic Vinyl Swing Stand (p. 246; 248)

EARTHTONE




5COPSBK



5COPSW



5COPSWW



5COPSWWB




5COPSWWCBR




5COPSCBR



5COPSCHB




5COPSDGB



5COPSDGS



5COPSCB




5COPSPBW



5COPSPBS

TROPICAL



5COPSAW

 PREMIUM WOODGRAIN



5COPSAM




5COPSAMB



5COPSBW



5COPSCG



5COPSCGB



5COPSBZW



5COPSBZWB



4' Contour Swing

Defined by its sculpted form and crisp detailing, the 4' Contour Swing blends structure with ease. The curved profile gives this compact piece a distinctive presence, creating a look that feels both fresh and enduring. Built to last and styled to complement, it turns simple moments outdoors into something special.

Details

Overall: 54"W x 28.75"D x 32.5"H | 86 lbs.
 Seat: 48"SW x 18"SD
 Standard with Stainless Steel Chain

AVAILABILITY

Stocked		Fully Assembled
	2 Pkgs.	Assembly Required

PAIRS WELL WITH

- 4' Cushion (p. 254)
- A-Frame or Classic Vinyl Swing Stand (p. 246; 248)

Shown with Classic Vinyl Swing Stand in Clay

EARTHTONE



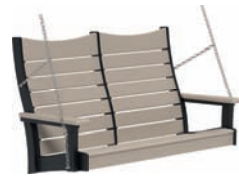
4COPSBK



4COPSW



4COPSWW




4COPSWWB




4COPSWWCBR




4COPSCBR



4COPSCHB



4COPSDGB



4COPSDGS



4COPSCB




4COPSPBW



4COPSPBS

TROPICAL




4COP SABW


 PREMIUM WOODGRAIN




4COP SAM




4COP SAMB



4COP SBIW




4COP SCG



4COP SCGB



4COP SBZW



4COP SBZWB




5' Classic Swing

Clean lines and an understated yet elegant profile ensure that the pieces in our Classic collection live up to their name. Pairing well with any design style, these timeless pieces look terrific alongside a Colonial gazebo or on the porch of an Arts & Crafts bungalow. Available in an array of colors, they literally work anywhere. The 5' option comes standard with a flip-down center console. When you're ready to seat three, a metal locking pin keeps the center console raised.

Details

Overall: 65"W x 27"D x 31.5"H | 83 lbs.
 Seat: 60"SW x 18"SD
 Standard with Stainless Steel Chain

AVAILABILITY

Stocked		Fully Assembled
	2 Pkgs.	Assembly Required

PAIRS WELL WITH

- 5' Cushion (p. 254)
- A-Frame or Classic
- Vinyl Swing Stand (p. 246; 248)

Shown with Lumbar Pillow in Logo Red

EARTHTONE



5CPSBK



5CPSW



5CPSWW



5CPSWWB




5CPSWWCBR



5CPSCBR



5CPSCHB




5CPSDGB



5CPSDGS



5CPSCB



5CPSPBS

 PREMIUM WOODGRAIN




5CPSAM




5CPSAMB



5CPSBIW



5CPSCG



5CPSCGB



5CPSBZW




5CPSBZWB



4' Classic Swing

The smaller version of our Classic Swing offers the same elegant style and color options in a more compact design. The comfort, beauty, and durability of this swing makes it a great fit for any outdoor space.

AVAILABILITY

Stocked		Fully Assembled
	2 Pkgs.	Assembly Required

PAIRS WELL WITH

- 4' Cushion** (p. 254)
- A-Frame or Classic Vinyl Swing Stand** (p. 246; 248)

Shown with A-Frame Vinyl Swing Stand in White, 15" Toss Pillow in Foster Metallic, and 4' Cushion in Spectrum Indigo

Details

Overall: 52.75"W × 27.25"D × 31.5"H | 64 lbs.
 Seat: 48"SW × 18"SD
 Standard with Stainless Steel Chain

EARTHTONE



4CPSBK



4CPSW



4CPSWW



4CPSWWB



4CPSWWCBR




4CPSCBR



4CPSCHB




4CPSDGB



4CPSDGS



4CPCSB



4CPSPBS



PREMIUM WOODGRAIN



4CPSAM



4CPSAMB



4CPSBIW



4CPCSG



4CPCGB



4CPSBZW



4CPSBZWB

SWINGS



5' Plain Swing

It's simple. It's beautiful. And it's ready to play a central part in your outdoor living space. Our 5' Plain Swing is perfect when you want a piece that will blend in with its surroundings. The 5' option comes standard with a flip-down center console. When you're ready to seat three, a metal locking pin keeps the center console raised.


Details

Overall: 64.5"W × 26"D × 24.5"H | 85 lbs.

Seat: 60"SW × 17"SD

Standard with Stainless Steel Chain

AVAILABILITY

Stocked		Fully Assembled
	2 Pkgs.	Assembly Required

PAIRS WELL WITH

5' Cushion (p. 254)

A-Frame or Classic


Vinyl Swing Stand (p. 246; 248)

Shown with 5' Cushion in Buttercup

EARTHTONE



5PPSBK



5PPSW



5PPSWW



5PPSWWB



5PPSWWCBR




5PPSCBR



5PPSCHB



5PPSDGB



5PPSDGS



5PPSCB



5PPSPBS




PREMIUM WOODGRAIN




5PPSAM




5PPSAMB



5PPSBIW



5PPSCG



5PPSCGB



5PPSBZW




5PPSBZWB



4' Plain Swing

The beauty of this swing is in its simplicity. On the porch or in the yard, it offers understated elegance and versatile style. This makes it a perfect addition to any space where you want to unwind and immerse yourself in the great outdoors.

AVAILABILITY

Stocked		Fully Assembled
	1 Pkg.	Assembly Required

PAIRS WELL WITH

- 4' Cushion (p. 254)
- A-Frame or Classic Vinyl Swing Stand (p. 246; 248)

Shown with A-Frame Vinyl Swing Stand in White and 4' Cushion in Spectrum Indigo

Details

Overall: 52.5"W × 26.5"D × 24.5"H | 63 lbs.
 Seat: 48"SW × 17"SD
 Standard with Stainless Steel Chain

EARTHTONE



4PPSBK



4PPSW



4PPSWW



4PPSWWB



4PPSWWCBR



4PPSCBR



4PPSCHB



4PPSDGB



4PPSDGS



4PPSCB



4PPSPBS

 PREMIUM WOODGRAIN



4PPSAM




4PPSAMB



4PPSBIW



4PPSCG



4PPSCGB



4PPSBZW



4PPSBZWB

GLIDERS

Gliders

REDEFINE OUTDOOR LIVING

Our versatile product line means that you can design your perfect outdoor space—from a small backyard seating area to the entire grounds of a country club to a poolside paradise.





GLIDERS




5' Adirondack Glider

Whether conversing with friends or enjoying a summer siesta, you'll find that our Adirondack Glider invites you to while away the hours. The 5' option comes standard with a flip-down center console, perfect for holding your book or iced tea. And when the console is folded up, the glider seats three comfortably.

Details

Overall: 67"W × 30"D × 43"H | 140 lbs.
Seat: 60"SW × 18"SD × 18"SH

AVAILABILITY

Stocked		Fully Assembled
	3 Pkgs.	Assembly Required

PAIRS WELL WITH

- 5' Cushion** (p. 254)
- Slideout Cup Holder** (p. 236)
- Island End Table, End Table, or Deluxe End Table** (p. 214; 216; 218)

EARTHTONE



5APGBK



5APGW



5APGWW



5APGWWB



5APGWCBR



5APGCBR



5APGCHB



5APGDGB



5APGDGS



5APGCB



5APGPBW



5APGPBS

TROPICAL



5APGRB



5APGTB



5APGYB



5APGLGB



5APGBB



5APGABB



5APGABW

 PREMIUM WOODGRAIN



5APGAM



5APGAMB



5APGBIW



5APGCG



5APGCGB



5APGBZW



5APGBZWB



5' Adirondack Balcony Glider

The definition of high style, our 5' Adirondack Balcony Glider provides a smooth gliding motion at a raised height. Enjoy a raised seat for easier sitting and standing and a footrest for extra comfort. When you're ready to seat three, a metal locking pin keeps the center console raised.

AVAILABILITY

Stocked	2 Pkgs.	Assembly Required
	4 Pkgs.	Assembly Required

PAIRS WELL WITH

- 5' Cushion** (p. 254)
- Slideout Cup Holder** (p. 236)
- Deluxe End Table 28"** (p. 220)

Details

Overall: 67"W × 40.25"D × 48.5"H | 177 lbs.
 Seat: 60"SW × 18"SD × 23.5"SH

EARTHTONE



5APBAGBK



5APBAGW



5APBAGWW



5APBAGWWB



5APBAGWWCBR



5APBAGCBR



5APBAGCHB



5APBAGDGB



5APBAGDGS



5APBAGCB



5APBAGPBW



5APBAGPBS

TROPICAL



5APBAGRB



5APBAGTB



5APBAGYB



5APBAGLGB



5APBAGBB



5APBAGABB



5APBAGABW

 PREMIUM WOODGRAIN



5APBAGAM



5APBAGAMB



5APBAGBIW



5APBAGCG



5APBAGCGB



5APBAGBZW



5APBAGBZWB




4' Adirondack Glider

Enjoy the company of a friend as you both relax with the simple luxury of this cozy Adirondack Glider. With colors to match any decor, it's a beautiful addition to the porch of a rustic cottage, a backyard escape, or any place you want to unwind.

Details

Overall: 55.5"W x 30"D x 43"H | 106 lbs.
 Seat: 48"SW x 18"SD x 18"SH

AVAILABILITY

Stocked		Fully Assembled
	2 Pkgs.	Assembly Required

PAIRS WELL WITH

- 4' Cushion** (p. 254)
- Slideout Cup Holder** (p. 236)
- Island End Table, End Table, or Deluxe End Table** (p. 214; 216; 218)

Shown with Stationary Cup Holder in Black

EARTHTONE



4APGBK



4APGW



4APGWW



4APGWWB



4APGWWCBR



4APGCBR



4APGCHB



4APGDGB



4APGDGS



4APGCB



4APGPBW



4APGPBS

TROPICAL



4APGRB



4APGTB



4APGYB



4APGLGB



4APGBB



4APGABB



4APGABW

 PREMIUM WOODGRAIN



4APGAM



4APGAMB



4APGBIW



4APGCG



4APGCGB



4APGBZW



4APGBZWB



4' Adirondack Balcony Glider

Bring the height of style to your outdoor living area. Our 4' Adirondack Balcony Glider will help you ease into a weekend of total relaxation with a raised seat that offers room for two and a footrest for added comfort.

AVAILABILITY

Stocked	2 Pkgs.	Assembly Required
	3 Pkgs.	Assembly Required

PAIRS WELL WITH

- 4' Cushion** (p. 254)
- Slideout Cup Holder** (p. 236)
- Deluxe End Table 28"** (p. 220)

Shown with Deluxe End Table 28" in Cherrywood & Black

Details

Overall: 55.5"W × 40.25"D × 48.5"H | 140 lbs.
 Seat: 48"SW × 18"SD × 23.5"SH

EARTHTONE



4APBAGBK



4APBAGW



4APBAGWW



4APBAGWWB



4APBAGWWCBR



4APBAGCBR



4APBAGCHB



4APBAGDGB



4APBAGDGS



4APBAGCB



4APBAGPBW



4APBAGPBS

TROPICAL



4APBAGRB



4APBAGTB



4APBAGYB



4APBAGLGB



4APBAGBB



4APBAGABB



4APBAGABW

 PREMIUM WOODGRAIN



4APBAGAM



4APBAGAMB



4APBAGBIW



4APBAGCG



4APBAGCGB



4APBAGBZW



4APBAGBZWB


GLIDERS



2' Adirondack Glider Chair

The Adirondack Glider Chair delivers unmatched comfort for a peaceful morning reading your favorite novel or an afternoon nap. With this great addition to any porch, patio, or backyard, you'll be resting easy.

AVAILABILITY

Stocked		Fully Assembled
	2 Pkgs.	Assembly Required

PAIRS WELL WITH

- 2' Cushion** (p. 255)
- Neck Pillow** (p. 254)
- Slideout Cup Holder** (p. 236)
- Glider Footrest** (p. 230)

Shown with 4' Adirondack Glider in Birch & White.

Details

Overall: 30"W × 30"D × 43"H | 69 lbs.
Seat: 23"SW × 18"SD × 18"SH

EARTHTONE



2APGBK



2APGW



2APGWW



2APGWWB



2APGWCBR



2APGCBR



2APGCHB



2APGDGB



2APGDGS



2APGCB



2APGPBW



2APGPBS

TROPICAL



2APGRB



2APGTB



2APGYB



2APGLGB



2APGBB



2APGABB



2APGABW

 PREMIUM WOODGRAIN



2APGAM



2APGAMB



2APGBIW



2APGCG



2APGCGB



2APGBZW



2APGBZWB



2' Adirondack Balcony Glider Chair

The elevated design of our 2' Adirondack Balcony Glider Chair makes enjoying your backyard space a breeze. This ergonomic piece features a footrest that takes comfort to a new level.

AVAILABILITY

Stocked	2 Pkgs.	Assembly Required
	3 Pkgs.	Assembly Required

PAIRS WELL WITH

- 2' Cushion** (p. 255)
- Neck Pillow** (p. 254)
- Slideout Cup Holder** (p. 236)
- Deluxe End Table 28"** (p. 220)

Shown with Deluxe End Table 28" in Birch & White

Details

Overall: 30"W × 40.25"D × 48.5"H | 89 lbs.
 Seat: 23"SW × 18"SD × 23.5"SH

EARTHTONE



2APBAGBK



2APBAGW



2APBAGWW



2APBAGWWB



2APBAGWWCBR



2APBAGCBR



2APBAGCHB



2APBAGDGB



2APBAGDGS



2APBAGCB



2APBAGPBW



2APBAGPBS

TROPICAL



2APBAGRB



2APBAGTB



2APBAGYB



2APBAGLGB



2APBAGBB



2APBAGABB



2APBAGABW

 PREMIUM WOODGRAIN



2APBAGAM



2APBAGAMB



2APBAGBIW



2APBAGCG



2APBAGCGB



2APBAGBZW




2APBAGBZWB



2' Adirondack Swivel Glider

Experience the luxury and relaxation of our Adirondack Glider Chair with a twist. A heavy-duty swivel base allows you to turn a full 360°, perfect for days when you want to kick back and also keep an eye on the grandkids.

AVAILABILITY

Stocked		Fully Assembled
	2 Pkgs.	Assembly Required

PAIRS WELL WITH

- 2' Cushion** (p. 255)
- Neck Pillow** (p. 254)
- Slideout Cup Holder** (p. 236)
- Glider Footrest** (p. 230)

Shown with End Table in Coastal Gray & Black and 15" Toss Pillow in Canvas

Details

Overall: 30"W × 28"D × 44"H | 94 lbs.
Seat: 23"SW × 18"SD × 18.5"SH

EARTHTONE



2SAPGBK



2SAPGW



2SAPGWW



2SAPGWWB



2SAPGWWCBR



2SAPGCBR



2SAPGCHB



2SAPGDGB



2SAPGDGS



2SAPGCB



2SAPGPBW



2SAPGPBS

TROPICAL



2SAPGABW

 PREMIUM WOODGRAIN



2SAPGAM



2SAPGAMB



2SAPGBIW



2SAPGCG



2SAPGCGB



2SAPGBZW



2SAPGBZWB




5' Contour Glider

The 5' Contour Glider introduces fluid lines and a graceful shape to a beloved design. Its balanced proportions and seamless motion create an effortless sense of calm. With room to share and craftsmanship that endures, it's a statement of understated sophistication. The 5' Contour Glider comes standard with a flip-down center console and metal locking pin.

Details

Overall: 66"W x 31.5"D x 42.5"H | 145 lbs.
Seat: 60"SW x 18"SD x 18.75"SH

AVAILABILITY

Stocked		Fully Assembled
	3 Pkgs.	Assembly Required

PAIRS WELL WITH


- 5' Cushion** (p. 254)
- Slideout Cup Holder** (p. 236)
- Island End Table, End Table, or Deluxe End Table** (p. 214; 216; 218)

Shown with 4' Contour Glider, 2' Contour Glider Chair, and Deluxe Conversation Table in Coastal Gray

EARTHTONE



5COPGBK



5COPGW



5COPGWW



5COPGWWB



5COPGWWCBR



5COPGCBR



5COPGCHB



5COPGDGB



5COPGDGS



5COPGCB



5COPGPBW



5COPGPBS

TROPICAL



5COPGABW

 PREMIUM WOODGRAIN



5COPGAM



5COPGAMB



5COPGBIW



5COPGCG



5COPGCBG



5COPGBZW



5COPGBZWB



5' Contour Balcony Glider

Elevated in posture and design, the 5' Contour Balcony Glider brings a sculpted aesthetic to higher seating. The smooth gliding action pairs with a refined, contoured profile that adds dimension and style. With its raised seat and generous span, it delivers an easy elegance fit for every gathering. The 5' Contour Balcony Glider comes standard with a flip-down center console and metal locking pin.

Details

Overall: 66"W x 40.25"D x 50.5"H | 182 lbs.
 Seat: 60"SW x 18"SD x 26.75"SH

AVAILABILITY

Stocked	2 Pkgs.	Assembly Required
	4 Pkgs.	Assembly Required

PAIRS WELL WITH


- 5' Cushion** (p. 254)
- Slideout Cup Holder** (p. 236)
- Deluxe End Table 28"** (p. 220)

Shown with Deluxe End Table 28" in Cherrywood & Black

EARTHTONE



5COPBAGBK



5COPBAGW



5COPBAGWW



5COPBAGWWB



5COPBAGWWCBB



5COPBAGCBB



5COPBAGCHB




5COPBAGDGB



5COPBAGDGS



5COPBAGCB



5COPBAGPBW



5COPBAGPBS

TROPICAL



5COPBAGABW

 PREMIUM WOODGRAIN



5COPBAGAM



5COPBAGAMB



5COPBAGBIW



5COPBAGCG



5COPBAGCGB



5COPBAGBZW



5COPBAGBZWB




4' Contour Glider

A fresh take on a timeless favorite, the 4' Contour Glider stands out with its gently arched profile and clean, continuous lines. The flowing design adds visual rhythm while preserving the smooth, steady motion LuxCraft gliders are known for. Simple, balanced, and quietly elegant, it's built to bring ease and style to the outdoors.

Details

Overall: 54"W x 31.5"D x 42.5"H | 124 lbs.
 Seat: 48"SW x 18"SD x 18.75"SH

AVAILABILITY

Stocked		Fully Assembled
	2 Pkgs.	Assembly Required

PAIRS WELL WITH

- 4' Cushion** (p. 254)
- Slideout Cup Holder** (p. 236)
- Island End Table, End Table, or Deluxe End Table** (p. 214; 216; 218)

Shown with 2' Contour Glider Chair and Deluxe Conversation Table in Coastal Gray

EARTHTONE



4COPGBK



4COPGW



4COPGWW



4COPGWWB



4COPGWCBR



4COPGCBR



4COPGCHB



4COPGDGB



4COPGDGS



4COPGCB



4COPGBW



4COPGBS

TROPICAL



4COPGABW

 PREMIUM WOODGRAIN



4COPGAM



4COPGAMB



4COPGBIW



4COPGCG



4COPGCB



4COPGBZW



4COPGBZWB



4' Contour Balcony Glider

Raised for a better view and shaped for complete comfort, the 4' Contour Balcony Glider combines graceful motion with a sculpted back that follows the body's natural curve. The elevated seat and built-in footrest make it easy to settle in, while its smooth glide and refined form create a place made for lingering.

AVAILABILITY

Stocked	2 Pkgs.	Assembly Required
	3 Pkgs.	Assembly Required

PAIRS WELL WITH

- 4' Cushion** (p. 254)
- Slideout Cup Holder** (p. 236)
- Deluxe End Table 28"** (p. 220)

Shown with Deluxe End Table 28" in Cherrywood & Black and 15" Toss Pillow in Flax

Details

Overall: 54"W x 40.25"D x 50.5"H | 158 lbs.
 Seat: 48"SW x 18"SD x 26.75"SH

EARTHTONE



4COPBAGBK



4COPBAGW



4COPBAGWW



4COPBAGWWB



4COPBAGWWCBR



4COPBAGCBR



4COPBAGCHB



4COPBAGDGB



4COPBAGDGS



4COPBAGCB



4COPBAGPBW



4COPBAGPBS

TROPICAL



4COPBAGABW

 PREMIUM WOODGRAIN



4COPBAGAM



4COPBAGAMB



4COPBAGBIW



4COPBAGCG



4COPBAGCGB



4COPBAGBZW



4COPBAGBZWB




2' Contour Glider Chair

Designed with a gently curved back and supportive seat, the 2' Contour Glider Chair brings a new level of ease to outdoor living. The refined shape follows the body's natural lines, offering comfort that feels effortless and steady. Built with durable materials and crafted for year-round use, it's a graceful update to a LuxCraft favorite.

Details

Overall: 29"W x 30.5"D x 42"H | 78 lbs.
 Seat: 23"SW x 18"SD x 18.75"SH

AVAILABILITY

Stocked		Fully Assembled
	2 Pkgs.	Assembly Required

PAIRS WELL WITH

- 2' Cushion** (p. 255)
- Neck Pillow** (p. 254)
- Slideout Cup Holder** (p. 236)
- Glider Footrest** (p. 230)

Shown with 5' Contour Glider and Deluxe Conversation Table in Coastal Gray

EARTHTONE



2COPGBK



2COPGW



2COPGWW



2COPGWWB



2COPGWWCBR



2COPGCBR



2COPGCHB



2COPGDGB



2COPGDGS



2COPGCB



2COPGPBW



2COPGPBS

TROPICAL



2COPGABW

 PREMIUM WOODGRAIN



2COPGAM



2COPGAMB



2COPGBIW



2COPGCG



2COPGCB



2COPGBZW



2COPGBZWB



2' Contour Balcony Glider Chair

Elevated in both height and design, the 2' Contour Balcony Glider Chair combines smooth motion with a naturally supportive shape. The curved back enhances comfort while maintaining a clean, tailored look. With its raised seat and integrated footrest, this piece offers relaxed elegance and everyday function in perfect balance.

Details

Overall: 29"W x 40.25"D x 50"H | 98 lbs.
 Seat: 23"SW x 18"SD x 26.75"SH

AVAILABILITY

Stocked	2 Pkgs.	Assembly Required
	3 Pkgs.	Assembly Required

PAIRS WELL WITH

- 2' Cushion** (p. 255)
- Neck Pillow** (p. 254)
- Slideout Cup Holder** (p. 236)
- Deluxe End Table 28"** (p. 220)

Shown with Deluxe End Table 28" in Cherrywood & Black

EARTHTONE



2COPBAGBK



2COPBAGW



2COPBAGWW



2COPBAGWWB



2COPBAGWWCBR



2COPBAGCBR



2COPBAGCHB



2COPBAGDGB



2COPBAGDGS



2COPBAGCB



2COPBAGPBW



2COPBAGPBS

TROPICAL



2COPBAGABW

 PREMIUM WOODGRAIN



2COPBAGAM



2COPBAGAMB



2COPBAGBIW



2COPBAGCG



2COPBAGCGB



2COPBAGBZW



2COPBAGBZWB

GLIDERS




2' Contour Swivel Glider

Crafted for comfort and movement, the 2' Contour Swivel Glider brings a sculpted profile to a classic favorite. The curved backrest provides ergonomic support, while the heavy-duty base allows a full, fluid range of motion. Built for durability and ease, it offers a refined way to unwind from any angle.

Details

Overall: 29"W x 32.5"D x 42.75"H | 96 lbs.
Seat: 23"SW x 18"SD x 19.5"SH

AVAILABILITY

Stocked		Fully Assembled
	2 Pkgs.	Assembly Required

PAIRS WELL WITH

- 2' Cushion** (p. 255)
- Neck Pillow** (p. 254)
- Slideout Cup Holder** (p. 236)
- Glider Footrest** (p. 230)

Shown with Island End Table in Antique Mahogany and 2' Cushions in Mineral Blue

EARTHTONE



2SCOPGBK



2SCOPGW



2SCOPGWW



2SCOPGWWB



2SCOPGWWCBR



2SCOPGCBR



2SCOPGCHB



2SCOPGDGB



2SCOPGDGS



2SCOPGCB



2SCOPGBW



2SCOPGPBS

TROPICAL



2SCOPGABW

 PREMIUM WOODGRAIN



2SCOPGAM



2SCOPGAMB



2SCOPGBIW



2SCOPGCG



2SCOPGGB



2SCOPGBZW




2SCOPGBZWB



5' Classic Glider

When you can't get away for a weekend vacation, our Classic Glider lets you create your own backyard getaway. The 5' option comes standard with a flip-down center console, ready for a game of solitaire or an afternoon snack.

AVAILABILITY

Stocked		Fully Assembled
	3 Pkgs.	Assembly Required

PAIRS WELL WITH

- 5' Cushion** (p. 254)
- Slideout Cup Holder** (p. 236)
- Island End Table, End Table, or Deluxe End Table** (p. 214; 216; 218)

Shown with Island End Tables in Black

Details

Overall: 67"W × 30"D × 43"H | 124 lbs.
 Seat: 60"SW × 18"SD × 18"SH

EARTHTONE



5CPGBK



5CPGW



5CPGWW



5CPGWWB



5CPGWWCBR



5CPGCBR



5CPGCHB



5CPGDGB



5CPGDGS



5CPGCB



5CPGPBS



PREMIUM WOODGRAIN



5CPGAM



5CPGAMB



5CPGBIW



5CPGCG



5CPGCBG



5CPGBZW



5CPGBZWB



5' Classic Balcony Glider

Featuring the high back and sturdy support of our Classic line, LuxCraft's 5' Classic Balcony Glider takes the time spent with family and friends to new heights. Enjoy a raised seat for easier sitting and standing and a footrest for extra comfort. To seat three, simply use the metal locking pin to keep the center console raised.

Details

Overall: 67"W x 40.25"D x 48.5"H | 161 lbs.
 Seat: 60"SW x 18"SD x 23.5"SH

AVAILABILITY

Stocked	2 Pkgs.	Assembly Required
	4 Pkgs.	Assembly Required

PAIRS WELL WITH

- 5' Cushion** (p. 254)
- Slideout Cup Holder** (p. 236)
- Deluxe End Table 28"** (p. 220)

Shown with 19" Throw Pillow in Buttercup

EARTHTONE



5CPBAGBK



5CPBAGW



5CPBAGWW



5CPBAGWWB



5CPBAGWWCBR



5CPBAGCBR



5CPBAGCHB



5CPBAGDGB



5CPBAGDGS



5CPBAGCB



5CPBAGPBS

 PREMIUM WOODGRAIN



5CPBAGAM



5CPBAGAMB



5CPBAGBIW



5CPBAGCG



5CPBAGCGB



5CPBAGBZW



5CPBAGBZWB




4' Classic Glider

Our 4' Classic Glider is available in many colors and features clean lines that allow it to pair with any architectural style. This design comfortably seats two with room to spare and will bring simple elegance to your deck or patio.

Details

Overall: 55.5"W x 30"D x 43"H | 99 lbs.
 Seat: 48"SW x 18"SD x 18"SH

AVAILABILITY

Stocked		Fully Assembled
	2 Pkgs.	Assembly Required

PAIRS WELL WITH

- 4' Cushion** (p. 254)
- Slideout Cup Holder** (p. 236)
- Island End Table, End Table, or Deluxe End Table** (p. 214; 216; 218)

Shown with Deluxe End Table in Coastal Gray & Black.

EARTHTONE



4CPGBK



4CPGW



4CPGWW



4CPGWBB



4CPGWCBR



4CPGCBR



4CPGCHB



4CPGDGB



4CPGDGS



4CPGCB



4CPGPBS

 PREMIUM WOODGRAIN



4CPGAM



4CPGAMB



4CPGBIW



4CPGCG



4CPGCB



4CPGBZW



4CPGBZWB



4' Classic Balcony Glider

Experience a new level of comfort with the raised design of our 4' Classic Balcony Glider. Sway away the afternoon as you let the gentle gliding motion calm your body and mind. You'll love the footrest on this elegant piece that offers plenty of room for two.

Details

Overall: 55.5"W x 40.25"D x 48.5"H | 133 lbs.
 Seat: 48"SW x 18"SD x 23.5"SH

AVAILABILITY

Stocked	2 Pkgs.	Assembly Required
	3 Pkgs.	Assembly Required

PAIRS WELL WITH

- 4' Cushion** (p. 254)
- Slideout Cup Holder** (p. 236)
- Deluxe End Table 28"** (p. 220)

Shown with Elite Planter (22") in Black

EARTHTONE



4CPBAGBK



4CPBAGW



4CPBAGWW



4CPBAGWWB



4CPBAGWWCBR



4CPBAGCBR



4CPBAGCHB



4CPBAGDGB



4CPBAGDGS



4CPBAGCB



4CPBAGPBS

 PREMIUM WOODGRAIN



4CPBAGAM



4CPBAGAMB



4CPBAGBIW



4CPBAGCG



4CPBAGCGB



4CPBAGBZW



4CPBAGBZWB

GLIDERS




2' Classic Glider Chair

Create a backyard escape that will make time spent at home even more special. Our Classic Glider Chair is a simple way to bring elegant style and unparalleled comfort to your space. Choose from a wide range of colors to match any design.

Details

Overall: 30"W × 30"D × 43"H | 66 lbs.
Seat: 23"SW × 18"SD × 18"SH

AVAILABILITY

Stocked		Fully Assembled
	2 Pkgs.	Assembly Required

PAIRS WELL WITH

- 2' Cushion** (p. 255)
- Neck Pillow** (p. 254)
- Slideout Cup Holder** (p. 236)
- Glider Footrest** (p. 230)

Shown with Island End Table in Black

EARTHTONE



2CPGBK



2CPGW



2CPGWW



2CPGWWB



2CPGWWCBR



2CPGCBR



2CPGCHB



2CPGDGB



2CPGDGS



2CPGCB



2CPGPBS

 PREMIUM WOODGRAIN



2CPGAM



2CPGAMB



2CPGBIW



2CPGCG



2CPGCGB



2CPGBZW



2CPGBZWB



2' Classic Balcony Glider Chair

The simple yet durable design of our 2' Classic Balcony Glider Chairs will be a great addition to your porch, deck or patio for years to come. The raised seat makes sitting and standing easier and the footrest offers an added level of comfort.

AVAILABILITY

Stocked	2 Pkgs.	Assembly Required
	3 Pkgs.	Assembly Required

PAIRS WELL WITH

- 2' Cushion** (p. 255)
- Neck Pillow** (p. 254)
- Slideout Cup Holder** (p. 236)
- Deluxe End Table 28"** (p. 220)

Shown with Deluxe End Table 28" in Weatherwood & Chestnut Brown

Details

Overall: 30"W × 40.25"D × 48.5"H | 86 lbs.
Seat: 23"SW × 18"SD × 23.5"SH

EARTHTONE



2CPBAGBK



2CPBAGW



2CPBAGWW



2CPBAGWWB



2CPBAGWWCBR



2CPBAGCBR



2CPBAGCHB



2CPBAGDGB



2CPBAGDGS



2CPBAGCB



2CPBAGPBS

 PREMIUM WOODGRAIN



2CPBAGAM



2CPBAGAMB



2CPBAGBIW



2CPBAGCG



2CPBAGCGB



2CPBAGBZW



2CPBAGBZWB


GLIDERS



2' Classic Swivel Glider

Take a turn on our 2' Classic Swivel Glider and you'll be sold on its comfort and functionality. The heavy-duty swivel base offers 360° views, allowing you to keep an eye on the kids or soak up the sun.

AVAILABILITY

Stocked		Fully Assembled
	2 Pkgs.	Assembly Required

PAIRS WELL WITH

- 2' Cushion** (p. 255)
- Neck Pillow** (p. 254)
- Slideout Cup Holder** (p. 236)
- Glider Footrest** (p. 230)

Shown with 2' Cushion in Brannon Redwood

Details

Overall: 30"W × 28"D × 43"H | 88 lbs.
Seat: 23"SW × 18"SD × 18.5"SH

EARTHTONE



2SCPGBK



2SCPGW



2SCPGWW



2SCPGWWB



2SCPGWWCBB



2SCPGCBR



2SCPGCHB



2SCPGDGB



2SCPGDGS



2SCPGCB



2SCPGPBS

 PREMIUM WOODGRAIN



2SCPGAM



2SCPGAMB



2SCPGBIW



2SCPGCG



2SCPGCGB



2SCPGBZW



2SCPGBZWB




5' Plain Glider

Whether you're enjoying the quiet sunrise or watching family fireworks on the Fourth of July, savor the moment from the comfort of our Plain Glider. The 5' option comes standard with a flip-down center console with room for drinks, snacks, or your bird-watching binoculars. When the console is folded up, the glider seats three comfortably.

Details

Overall: 67"W x 30"D x 36"H | 125 lbs.
 Seat: 60"SW x 17"SD x 18"SH

AVAILABILITY

Stocked		Fully Assembled
	3 Pkgs.	Assembly Required


PAIRS WELL WITH

- 5' Cushion** (p. 254)
- Slideout Cup Holder** (p. 236)
- Island End Table, End Table, or Deluxe End Table** (p. 214; 216; 218)

EARTHTONE



5PPGBK



5PPGW



5PPGWW



5PPGWWB



5PPGWWCBR



5PPGCBR



5PPGCHB



5PPGDGB



5PPGDGS



5PPGCB



5PPGPBS

 PREMIUM WOODGRAIN



5PPGAM



5PPGAMB



5PPGBIW



5PPGCG



5PPGCGB



5PPGBZW



5PPGBZWB



5' Plain Balcony Glider

We've taken the simple, rollback style you love and elevated it! Choose our 5' Plain Balcony Glider for down-to-earth decor that is sure to give your spirit a lift. Enjoy a raised seat for easier sitting and standing and a footrest for extra comfort. When you're ready to seat three, a metal locking pin keeps the center console raised.

AVAILABILITY

Stocked	2 Pkgs.	Assembly Required
	4 Pkgs.	Assembly Required

PAIRS WELL WITH

- 5' Cushion** (p. 254)
- Slideout Cup Holder** (p. 236)
- Deluxe End Table 28"** (p. 220)

Details

Overall: 67"W x 40.25"D x 41.5"H | 162 lbs.
 Seat: 60"SW x 17"SD x 23.5"SH

EARTHTONE



5PPBAGBK



5PPBAGW



5PPBAGWW



5PPBAGWWB



5PPBAGWWCBR



5PPBAGCBR



5PPBAGCHB



5PPBAGDGB



5PPBAGDGS



5PPBAGCB



5PPBAGPBS

 PREMIUM WOODGRAIN



5PPBAGAM



5PPBAGAMB



5PPBAGBIW



5PPBAGCG



5PPBAGCGB



5PPBAGBZW



5PPBAGBZWB

GLIDERS




4' Plain Glider

The simple, timeless design of our Plain Glider makes it the perfect seating choice for any outdoor occasion. Dress it up with a soft throw or a few of our cushions to create a style all your own. Our 4' Plain Glider can comfortably seat two with room to spare.

Details

Overall: 55.5"W × 30"D × 36"H | 101 lbs.
Seat: 48"SW × 17"SD × 18"SH

AVAILABILITY

Stocked		Fully Assembled
	2 Pkgs.	Assembly Required

PAIRS WELL WITH

- 4' Cushion** (p. 254)
- Slideout Cup Holder** (p. 236)
- Island End Table, End Table, or Deluxe End Table** (p. 214; 216; 218)

Shown with 15" Toss Pillows in Logo Red and Solana Seagull and Slideout Cup Holder in Dove Gray & Black

EARTHTONE



4PPGBK



4PPGW



4PPGWW



4PPGWWB



4PPGWCBR



4PPGCBR



4PPGCHB



4PPGDGB



4PPGDGS



4PPGCB



4PPGPBS

 PREMIUM WOODGRAIN



4PPGAM



4PPGAMB



4PPGBIW



4PPGCG



4PPGCGB



4PPGBZW



4PPGBZWB



4' Plain Balcony Glider

With plenty of room for two, our 4' Plain Balcony Glider is a great fit for any space. The elegant, understated design will blend seamlessly with your decor. Enjoy a raised seat for easier sitting and standing and a footrest for extra comfort.

AVAILABILITY

Stocked	2 Pkgs.	Assembly Required
	3 Pkgs.	Assembly Required

PAIRS WELL WITH

- 4' Cushion** (p. 254)
- Slideout Cup Holder** (p. 236)
- Deluxe End Table 28"** (p. 220)

Details

Overall: 55.5"W x 40.25"D x 41.5"H | 135 lbs.
 Seat: 48"SW x 17"SD x 23.5"SH

EARTHTONE



4PPBAGBK



4PPBAGW



4PPBAGWW



4PPBAGWWB



4PPBAGWWCBR



4PPBAGCBR



4PPBAGCHB



4PPBAGDGB



4PPBAGDGS



4PPBAGCB



4PPBAGPBS

 PREMIUM WOODGRAIN



4PPBAGAM



4PPBAGAMB



4PPBAGBIW



4PPBAGCG



4PPBAGCGB



4PPBAGBZW



4PPBAGBZW




2' Plain Glider Chair

Featuring durable materials and a timeless design, our 2' Plain Glider Chair offers unmatched comfort throughout the seasons. Spring, summer, or fall, this is the way to relax in style and enjoy all that the outdoors have to offer.

Details

Overall: 30"W x 30"D x 36"H | 70 lbs.
 Seat: 23"SW x 17"SD x 18"SH

AVAILABILITY

Stocked		Fully Assembled
	2 Pkgs.	Assembly Required

PAIRS WELL WITH

- 2' Cushion** (p. 255)
- Slideout Cup Holder** (p. 236)
- Island End Table, End Table, or Deluxe End Table** (p. 214; 216; 218)
- Glider Footrest** (p. 230)

Shown with Coffee Table, 5' Plain Glider and Slideout Cup Holder in Antique Mahogany

EARTHTONE



2PPGBK



2PPGW



2PPGWW



2PPGWWB



2PPGWWCBR



2PPGCBR



2PPGCHB



2PPGDGB



2PPGDGS



2PPGCB



2PPGPBS

 PREMIUM WOODGRAIN



2PPGAM



2PPGAMB



2PPGBIW



2PPGCG



2PPGCGB



2PPGBZW



2PPGBZWB



2' Plain Balcony Glider Chair

We've taken the simple, rollback style you love and elevated it! The 2' Plain Balcony Glider Chair is sure to give your spirit a lift while keeping your decor down to earth. Enjoy a raised seat for easier sitting and standing and a footrest for extra comfort.

AVAILABILITY

Stocked	2 Pkgs.	Assembly Required
	3 Pkgs.	Assembly Required

PAIRS WELL WITH

- 2' Cushion** (p. 255)
- Slideout Cup Holder** (p. 236)
- Deluxe End Table 28"** (p. 220)

Shown with Balcony Table in Weatherwood & Black

Details

Overall: 30"W x 40.25"D x 41.5"H | 90 lbs.
 Seat: 23"SW x 17"SD x 23.5"SH

EARTHTONE



2PPBAGBK



2PPBAGW



2PPBAGWW



2PPBAGWWB



2PPBAGWWCBR



2PPBAGCBR



2PPBAGCHB



2PPBAGDGB



2PPBAGDGS



2PPBAGCB



2PPBAGPBS

 PREMIUM WOODGRAIN



2PPBAGAM



2PPBAGAMB



2PPBAGBIW



2PPBAGCG



2PPBAGCGB



2PPBAGBZW



2PPBAGBZWB

BENCHES

Benches

SHARE IN ELEGANCE & COMFORT

Available in an array of colors, LuxCraft benches look great in any setting. Our timeless designs and durable materials will let you bring stylish, functional decor to your garden, firepit or outdoor seating area. Add an end table, and you'll have the perfect place to enjoy a cold drink or get lost in your favorite book.

BENCHES







4' Contour Bench

The 4' Contour Bench blends timeless form with a refined sense of comfort. Its curved backrest and gently angled seat create an inviting place to sit and stay awhile, whether along a garden path or on the porch. Strong, graceful, and built to last, it elevates everyday moments outdoors.

Details

Overall: 54"W x 29.75"D x 42.25"H | 86 lbs.
 Seat: 48"SW x 18"SD x 18"SH

AVAILABILITY

Stocked	1 Pkg.	Assembly Required
	1 Pkg.	Assembly Required

PAIRS WELL WITH

- 4' Cushion** (p. 254)
- Stationary Cup Holder** (p. 234)
- Island End Table, End Table, or Deluxe End Table** (p. 214; 216; 218)
- Island Coffee Table or Coffee Table** (p. 224; 226)

Shown with Deluxe End Table and 2' Contour Bench in Weatherwood & Chestnut Brown, and 15" Toss Pillows in Spectrum Indigo and Flax

EARTHTONE



4COPBBK



4COPBW



4COPBWW



4COPBWWB



4COPBWWCBB



4COPBCBR



4COPBCHB



4COPBDGB



4COPBDGS



4COPBCB



4COPBPBW



4COPBPBS

TROPICAL



4COPBABW

 PREMIUM WOODGRAIN



4COPBAM



4COPBAMB



4COPBBIW



4COPBCG



4COPBCGB



4COPBBZW



4COPBBZWB



2' Contour Bench

Compact and comfortable, the 2' Contour Bench is thoughtfully shaped to provide steady support in a smaller footprint. The curved back and smooth lines lend a touch of refinement, making it a versatile addition to porches, walkways, or garden corners. Durable and well-balanced, it pairs simple beauty with everyday comfort.

Details

Overall: 29"W x 29.75"D x 42.25"H | 64 lbs.
 Seat: 23"SW x 18"SD x 18"SH

AVAILABILITY

Stocked	1 Pkg.	Assembly Required
	1 Pkg.	Assembly Required

PAIRS WELL WITH

- 2' Cushion** (p. 255)
- Stationary Cup Holder** (p. 234)
- Island End Table, End Table, or Deluxe End Table** (p. 214; 216; 218)
- Island Coffee Table or Coffee Table** (p. 224; 226)

Shown with 4' Contour Bench and Deluxe End Table in Weatherwood & Chestnut Brown, and 15" Toss Pillows in Spectrum Indigo and Flax

EARTHTONE



2COPBBK



2COPBW



2COPBWW



2COPBWWB



2COPBWWCBR



2COPBCBR



2COPBCHB



2COPBDGB



2COPBDGS



2COPBCB



2COPBPBW



2COPBPBS

TROPICAL



2COPBABW

 PREMIUM WOODGRAIN



2COPBAM



2COPBAMB



2COPBBIW



2COPBCG



2COPBCGB



2COPBBZW



2COPBBZWB

BENCHES




4' Classic Bench

Clean lines and an elegant profile ensure that the pieces in our Classic collection live up to their name. Pairing well with any design style, these timeless benches look terrific alongside a Colonial gazebo or on the porch of an Arts & Crafts bungalow. Available in a variety of colors, they can complement any decor.

Details

Overall: 55"W x 29"D x 43"H | 69 lbs.
Seat: 48"SW x 18"SD x 18"SH

AVAILABILITY

Stocked		Fully Assembled
	2 Pkgs.	Assembly Required

PAIRS WELL WITH

- 4' Cushion** (p. 254)
- Stationary Cup Holder** (p. 234)
- Island End Table, End Table, or Deluxe End Table** (p. 214; 216; 218)
- Island Coffee Table or Coffee Table** (p. 224; 226)

Shown with 15" Toss Pillows in Milano Charcoal and Spectrum Carbon

EARTHTONE



4CPBBK



4CPBW



4CPBWW



4CPBWWB



4CPBWWCBR



4CPBCBR



4CPBCHB



4CPBDGB



4CPBDGS



4CPBCB



4CPBPBS

 PREMIUM WOODGRAIN



4CPBAM



4CPBAMB



4CPBBIW



4CPBCG



4CPBCGB



4CPBBZW



4CPBBZWB



2' Classic Bench

Featuring an understated and timeless design, this Classic Bench invites you to sit back and simply enjoy the view. Pair with our 2' cushion for added comfort or add a matching table to complete your space.

Details

Overall: 30"W x 29"D x 43.5"H | 43 lbs.
 Seat: 23"SW x 18"SD x 18"SH

AVAILABILITY

Stocked	1 Pkg.	Assembly Required
	1 Pkg.	Assembly Required

PAIRS WELL WITH

- 2' Cushion** (p. 255)
- Stationary Cup Holder** (p. 234)
- Island End Table, End Table, or Deluxe End Table** (p. 214; 216; 218)
- Island Coffee Table or Coffee Table** (p. 224; 226)

Shown with Elite Planter (26") in Black

EARTHTONE



2CPBBK



2CPBW



2CPBWW



2CPBWWB



2CPBWWCBR



2CPBCBR



2CPBCHB



2CPBDGB



2CPBDGS



2CPBCB



2CPBPBS

 PREMIUM WOODGRAIN



2CPBAM



2CPBAMB



2CPBBIW



2CPBCG



2CPBCGB



2CPBBZW



2CPBBZWB

BENCHES




4' Plain Bench

Simple, elegant and effortlessly beautiful, our 4' Plain Bench will blend into any outdoor living space. When you want to create a getaway with decor that does not call attention to itself, this is the perfect way to sit back, relax and enjoy all that Mother Nature has to offer.

Details

Overall: 55"W x 29"D x 36"H | 70 lbs.
Seat: 48"SW x 17"SD x 18"SH

AVAILABILITY

Stocked		Fully Assembled
	2 Pkgs.	Assembly Required

PAIRS WELL WITH

- 4' Cushion** (p. 254)
- Stationary Cup Holder** (p. 234)
- Island End Table, End Table, or Deluxe End Table** (p. 214; 216; 218)
- Island Coffee Table or Coffee Table** (p. 224; 226)

Shown with 2' Plain Bench and Island Coffee Table in Weatherwood and Black

EARTHTONE



4PPBBK



4PPBW



4PPBWW



4PPBWWB



4PPBWWCBR



4PPBCBR



4PPBCHB



4PPBDGB



4PPBDGS



4PPBCB



4PPBPBS

 PREMIUM WOODGRAIN



4PPBAM



4PPBAMB



4PPBBIW



4PPBCG



4PPBCGB



4PPBBZW



4PPBBZWB



2' Plain Bench

Our 2' Plain Bench is perfect when you want to lose yourself in the views of your backyard getaway. Enjoy a well-deserved rest with a simply luxurious design that harmonizes with the natural beauty of the great outdoors.

Details

Overall: 30"W x 29"D x 36"H | 43 lbs.
 Seat: 23"SW x 17"SD x 18"SH

AVAILABILITY

Stocked	1 Pkg.	Assembly Required
	1 Pkg.	Assembly Required

PAIRS WELL WITH

- 2' Cushion** (p. 255)
- Stationary Cup Holder** (p. 234)
- Island End Table, End Table, or Deluxe End Table** (p. 214; 216; 218)
- Island Coffee Table or Coffee Table** (p. 224; 226)

Shown with Island End Table in Coastal Gray

EARTHTONE



2PPBBK



2PPBW



2PPBWW



2PPBWWB



2PPBWWCBR



2PPBCBR



2PPBCHB



2PPBDGB



2PPBDGS



2PPBCB



2PPBPBS



PREMIUM WOODGRAIN



2PPBAM



2PPBAMB



2PPBBIW



2PPBCG



2PPBCGB



2PPBBZW



2PPBBZWB

Deck Chairs

RELAX IN THE LAP OF LUXURY

Whether you're enjoying good company or some time to yourself, our deck chairs offer style and comfort through every season. Choose from our wide selection of colors and designs to create a space that fits your lifestyle.

DECK CHAIRS








Urban Chat Chair

Contemporary design meets unmatched comfort to create a deck chair that feels equally at home in rustic or modern settings. Whether you're unwinding on a bustling city balcony or soaking up the sun on a backyard deck, the Urban Chat Chair redefines relaxation with style and sophistication.

Details

Overall: 31.75"W x 26"D x 34.5"H | 48 lbs.
 Seat: 26.75"SW x 18"SD x 17"SH

AVAILABILITY

Stocked	1 Pkg.	Assembly Required
	1 Pkg.	Assembly Required

PAIRS WELL WITH

- Stationary Cup Holder** (p. 234)
- Lumin Fire Pit 51" Rectangular** (p. 204)
- Lumin Fire Pit 46" Round** (p. 202)
- Deluxe Conversation Table** (p. 228)
- Island End Table, End Table, or Deluxe End Table** (p. 214; 216; 218)

Shown with Deluxe End Table in Tangerine

EARTHTONE



UCCBK



UCCW



UCCWW



UCCWWB



UCCWWCBB



UCCCB



UCCCHB



UCCDGB



UCCDGS



UCCCB



UCCPBW



UCCPBS

TROPICAL



UCCR



UCCRB



UCCRW



UCCT



UCCTB



UCCTW



UCCY



UCCYB



UCCYW



UCCLG



UCCLGB



UCCLGW



UCCB



UCCBB



UCCBW



UCCAB



UCCABB



UCCABW

 PREMIUM WOODGRAIN



UCCAM



UCCAMB



UCCBIW



UCCCG



UCCCB



UCCBZW



UCCBZWB



Urban Adirondack Chair

Our Adirondack collection gets a modern look with our Urban Adirondack Chairs. Keep your mug and book at hand while you enjoy the cool morning air or the evening sunset. The clean design is sure to turn heads when your guests arrive for a day of lawn games or a night of fireworks.

Details

Overall: 32.5"W × 37.75"D × 37"H | 50 lbs.
 Seat: 23.25"SW × 19.5"SD × 14.75"SH

AVAILABILITY

Stocked	1 Pkg.	Assembly Required
	1 Pkg.	Assembly Required

PAIRS WELL WITH

- 2' Cushion** (p. 255)
- Stationary Cup Holder** (p. 234)
- Deluxe Conversation Table** (p. 228)
- Island End Table, End Table, or Deluxe End Table** (p. 214; 216; 218)

Shown with Deluxe End Table in Antique Mahogany

EARTHTONE



UACBK



UACW



UACWW



UACWWB



UACWWCBB



UACCBR



UACCHB



UACDGB



UACDGS



UACCB



UACPBW



UACPBS

TROPICAL



UACR



UACRB



UACRW



UACT



UACTB



UACTW



UACY



UACYB



UACYW



UACLG



UACLGB



UACLGW



UACB



UACBB



UACBW



UACAB



UACABB



UACABW

 PREMIUM WOODGRAIN



UACAM



UACAMB



UACBIW



UACCG



UACCGB



UACBZW



UACBZWB



Deluxe Adirondack Chair

Deluxe Adirondack Chairs are designed for superior comfort and durability. Available in earthy or tropical colors, they look good anywhere — on your patio, in a gazebo, or under the shade of your favorite tree. If you're looking for the top of the line in comfort, this is the gold standard of Adirondack chairs.

Details

Overall: 31"W × 36.5"D × 38"H | 52 lbs.
 Seat: 23.25"SW × 19.5"SD × 15.5"SH

AVAILABILITY

Stocked	1 Pkg.	Assembly Required
	1 Pkg.	Assembly Required

PAIRS WELL WITH

- 2' Cushion** (p. 255)
- Stationary Cup Holder** (p. 234)
- Deluxe Adirondack Footrest** (p. 232)
- Deluxe Conversation Table** (p. 228)
- Island End Table, End Table, or Deluxe End Table** (p. 214; 216; 218)

EARTHTONE



PDACBK



PDACW



PDACWW



PDACWWB



PDACWWCBR



PDACCBR



PDACCHB



PDACDGB



PDACDGS



PDACCB



PDACPBW



PDACPBS

TROPICAL



PDACR



PDACRB



PDACRW



PDACT



PDACTB



PDACTW



PDACY



PDACYB



PDACYW



PDACLG



PDACLGB



PDACLGW



PDACB



PDACBB



PDACBW



PDACAB



PDACABB



PDACABW

 PREMIUM WOODGRAIN



PDACAM



PDACAMB



PDACBIW



PDACCG



PDACCGB



PDACBZW



PDACBZWB




Royal Adirondack Chair

If you love the look of the Deluxe Adirondack Chair, but need the support of a bench, then the hybrid Royal Adirondack Chair is for you. Enjoy the iconic design of the Adirondack style with the elevated seat of a bench for easier sitting and rising. A perfect mix of both style and comfort!

Details

Overall: 31"W x 31.5"D x 44.5"H | 59 lbs.
 Seat: 23.25"SW x 19.5"SD x 17"SH

AVAILABILITY

Stocked	1 Pkg.	Assembly Required
	1 Pkg.	Assembly Required

PAIRS WELL WITH

- 2' Cushion** (p. 255)
- Stationary Cup Holder** (p. 234)
- Deluxe Conversation Table** (p. 228)
- Island End Table, End Table, or Deluxe End Table** (p. 214; 216; 218)

EARTHTONE



RACBK



RACW



RACWW



RACWWB



RACWWCBB



RACCB



RACCHB



RACDGB



RACDGS



RACCB



RACPBW



RACPBS

TROPICAL



RACR



RACRB



RACRW



RACT



RACTB



RACTW



RACY



RACYB



RACYW



RACLG



RACLGB



RACLGW



RACB



RACBB



RACBW



RACAB



RACABB



RACABW

 PREMIUM WOODGRAIN



RACAM



RACAMB



RACBIW



RACCG



RACCBG



RACBZW



RACBZWB




Lakeside Adirondack Chair

The Lakeside Adirondack Chair is a smaller, more compact version of our Deluxe Adirondack Chair. Move it to your favorite location on your deck or patio, and then circle up around a bonfire to end the day.

Details

Overall: 25"W × 31.5"D × 35.5"H | 31 lbs.
 Seat: 20"SW × 15.5"SD × 13.75"SH

AVAILABILITY

Stocked	1 Pkg.	Assembly Required
	1 Pkg.	Assembly Required

PAIRS WELL WITH

- Dining Chair Cushion** (p. 255)
- Stationary Cup Holder** (p. 234)
- End Table** (p. 216)

Shown with Lumin Fire Pit 46" Round in Black and 20" Round Stainless Steel Burner Cover

EARTHTONE



LACBK



LACW



LACWW



LACWWB



LACWWCBR



LACCBR



LACCHB



LACDGB



LACDGS



LACCB



LACPBW



LACPBS

TROPICAL



LACR



LACRB



LACRW



LACT



LACTB



LACTW



LACY



LACYB



LACYW



LACLG



LACLGB



LACLGW



LACB



LACBB



LACBW



LACAB



LACABB



LACABW

 PREMIUM WOODGRAIN



LACAM



LACAMB



LACBIW



LACCG



LACCCB



LACBZW



LACBZWB



Folding Adirondack Chair

Our Folding Adirondack Chair is lighter and more versatile than its counterparts. It's perfect for stowing in the trunk to transport to your cabin, beach, or sporting event. If space is limited in your backyard or patio, you can bring these chairs out for a gathering and then put them away in storage until the next time you're ready to celebrate.


FOLDS TOGETHER FOR EASY STORAGE!



Details

Overall: 31.25"W x 38"D x 39"H | 45 lbs.
 Seat: 23"SW x 19"SD x 15"SH

AVAILABILITY

Stocked	1 Pkg.	Fully Assembled
	1 Pkg.	Fully Assembled

PAIRS WELL WITH

- 2' Cushion** (p. 255)
- Stationary Cup Holder** (p. 234)
- Deluxe Adirondack Footrest** (p. 232)
- Deluxe Conversation Table** (p. 228)
- Island End Table, End Table, or Deluxe End Table** (p. 214; 216; 218)

EARTHTONE



PFACBK



PFACW



PFACWW



PFACWWB



PFACWWCBB



PFACCBR



PFACCHB



PFACDGB



PFACDGS



PFACCB



PFACPBW



PFACPBS

TROPICAL



PFACR



PFACRB



PFACRW



PFACOT



PFACOTB



PFACOTW



PFACY



PFACYB



PFACYW



PFACLG



PFACLGB



PFACLGW



PFACB



PFACBB



PFACBW



PFACAB



PFACABB



PFACABW

 PREMIUM WOODGRAIN



PFACAM



PFACAMB



PFACBIW



PFACCG



PFACCGB



PFACBZW



PFACBZWB

DECK CHAIRS



Lounge Chair

Relax, recline, and soak up some sun. Lounge Chairs can easily be adjusted to your preferred position for reading a book, taking a nap, or simply sitting back and taking it easy. LuxCraft Lounge Chairs are easy to maneuver with wheels attached to the back legs.

Details

Overall: 33.25"W x 78"D x 44"H | 79 lbs.
Seat: 23.25"SW x 41"SD x 14.25"SH x 32"BH

AVAILABILITY

Stocked	1 Pkg.	Assembly Required
	2 Pkgs.	Assembly Required

PAIRS WELL WITH

- Lounge Cushion** (p. 255)
- Stationary Cup Holder** (p. 234)
- Island End Table, End Table, or Deluxe End Table** (p. 214; 216; 218)

Shown with 15" Toss Pillows in Tranquil Sage and Seasalt

EARTHTONE



PLCBK



PLCW



PLCWW



PLCWWB



PLCWWCBR



PLCCBR



PLCCHB



PLCDGB



PLCDGS



PLCCB



PLCPBW



PLCPBS

TROPICAL



PLCRB



PLCRW



PLCTB



PLCTW



PLCYB



PLCYW



PLCLGB



PLCLGW



PLCBB



PLCBW



PLCABB



PLCABW

 PREMIUM WOODGRAIN



PLCAM



PLCAMB



PLCBIW



PLCCG



PLCCGB



PLCBZW



PLCBZWB



Urban Chaise Lounge

The Urban Chaise Lounge transitions seamlessly from reclined to fully flat, offering refined symmetry and a serene, spa-like presence.

AVAILABILITY

Stocked	1 Pkg.	Assembly Required
	1 Pkg.	Assembly Required

PAIRS WELL WITH

- Lounge Cushion** (p. 255)
- Island End Table, End Table, or Deluxe End Table** (p. 214; 216; 218)

Shown with Island End Table in White and Umbrella in Spectrum Carbon



Details

Overall: 24.75"W x 96.5"D x 45.75"H | 105 lbs.
 Seat: 24.75"SW x 43"SD x 13.5"SH x 32"BH

EARTHTONE



UCLBK



UCLW



UCLWW



UCLWWB



UCLWWCBR



UCLCBR



UCLCHB



UCLDGB



UCLDGS



UCLCB



UCLPBW



UCLPBS

TROPICAL



UCLRB



UCLRW



UCLTB



UCLTW



UCLYB



UCLYW



UCLLGB



UCLLGW



UCLBB



UCLBW



UCLABB



UCLABW

 PREMIUM WOODGRAIN



UCLAM



UCLAMB



UCLBIW



UCLCG



UCLCGB



UCLBZW



UCLBZWB



Comfort Rocker

LuxCraft's most innovative rocker to date, the Comfort Rocker is both stylish and comfortable. Have you had a stressful day? Spend a few moments in this chair, and your cares will melt away in no time.

Details

Overall: 26.5"W x 33"D x 41.5"H | 44 lbs.
 Seat: 21"SW x 18"SD x 17"SH

AVAILABILITY

Stocked

Fully Assembled



Fully Assembled

PAIRS WELL WITH

- 2' Cushion (p. 255)
- Stationary Cup Holder (p. 234)
- Island End Table, End Table, or Deluxe End Table (p. 214; 216; 218)

Shown with End Table in Antique Mahogany

EARTHTONE



PCRBK



PCRW



PCRWW



PCRWWB



PCRWWCBB



PCRCBR



PCRCHB



PCRDGB



PCRDGS



PCRCB



PCRPBW



PCRPBS

TROPICAL



PCRABW

 PREMIUM WOODGRAIN



PCRAM



PCRAMB



PCRBIW



PCRCG



PCRCGB



PCRBZW



PCRBZWB



Grandpa's Rocker

Remember sitting on your grandparents' laps, listening to stories, and rocking in your favorite chair? Relive that experience with a chair designed like an old hickory rocker, but made with low-maintenance poly. Enjoy the style of classic heirloom furniture with a rocker that can be left out on your deck all year.

Details

Overall: 27"W × 33"D × 46"H | 37 lbs.
 Seat: 21"SW × 18"SD × 15.5"SH

AVAILABILITY

Stocked



Fully Assembled

Fully Assembled

PAIRS WELL WITH

2' Cushion (p. 255)
**Island End Table, End Table,
 or Deluxe End Table** (p. 214; 216; 218)

*Shown with 15" Toss Pillow in Canvas and
 Deluxe End Table in Antique Mahogany*

EARTHTONE



PGRBK



PGRW



PGRWW



PGRWWB



PGRWWCBB



PGRCBR



PGRCHB



PGRDGB



PGRDGS



PGRCB



PGRPBW



PGRPBS

TROPICAL



PGRABW

 PREMIUM WOODGRAIN



PGRAM



PGRAMB



PGRBIW



PGRCG



PGR BGB



PGRBZW



PGRBZWB



Porch Rocker

A rocking chair on the front porch brings to mind small towns, friendly waves, singing birds, and peaceful sunsets. The Porch Rocker, with its classic design and timeless beauty, will transport you to simpler times.

Details

Overall: 25.75"W × 34.75"D × 43.75"H | 48 lbs.
 Seat: 21"SW × 18"SD × 16.5"SH

AVAILABILITY

Stocked	1 Pkg.	Assembly Required
	1 Pkg.	Assembly Required

PAIRS WELL WITH

- 2' Cushion** (p. 255)
- Stationary Cup Holder** (p. 234)
- Island End Table, End Table, or Deluxe End Table** (p. 214; 216; 218)

EARTHTONE



PPRBK



PPRW



PPRWW



PPRWWB



PPRWCBR



PPRCBR



PPRCHB



PPRDGB



PPRDGS



PPRCB



PPRPBW



PPRPBS

TROPICAL



PPRABW

 PREMIUM WOODGRAIN



PPRAM



PPRAMB



PPRBIW



PPRCG



PPRCGB



PPRBZW



PPRBZWB

DEEP SEATING

Deep Seating

ENJOY EXCEPTIONAL COMFORT

Perfect for taking an afternoon nap or conversing with family, these pieces combine a variety of high-quality materials, such as low-maintenance poly, sling seat supports, and plush weather-resistant cushions to deliver next-level style, comfort, and durability.

DEEP SEATING





Many of our deep seating cushions are made with fabric from Sunbrella®, a leading supplier of fabric for outdoor use. The high-quality materials are specially manufactured to withstand the elements.

DEEP SEATING



Lanai Deep Seating

Bring luxurious living to the great outdoors with our Lanai Deep Seating collection. Featuring low-maintenance materials, our versatile designs put comfort, style, and acclaimed American craftsmanship at your fingertips.

Details

Chair: 34"W x 34"D x 36.5"H | 81 lbs.

Loveseat: 59"W x 34"D x 36.5"H | 129 lbs.

Sofa: 84"W x 34"D x 36.5"H | 177 lbs.

Sofa/Loveseat/Corner Unit: 113"W x 88"D x 36.5"H | 351 lbs.

Seat: 25"SW x 24"SD x 18.75"SH

AVAILABILITY

Stocked

Assembly Required



Assembly Required

PAIRS WELL WITH

■ **Lanai Deep Seating Ottoman** (p. 126)

Shown with Lanai Deep Seating Ottoman in Coastal Gray with Canvas Cushion, Deluxe Conversation Table and Deluxe End Table in Coastal Gray, Elite Planter (26") in Black, 19" Throw Pillows in Spectrum Carbon, Tranquil Sage, and Seasalt, and 15" Toss Pillows in Tranquil Sage and Seasalt

EARTHTONE



BK
Black




W
White



WW
Weatherwood



DG
Dove Gray



S
Slate



PREMIUM WOODGRAIN



AM
Antique Mahogany



BI
Birch



CG
Coastal Gray




BZW
Brazilian Walnut

CUSHION COLORS




C
Canvas



CB
Cast Breeze



SC
Spectrum Carbon



SD
Spectrum Dove

NEW for 2026



SI
Spectrum Indigo

NEW for 2026



MLAG
Marine Leatherette
Ash Gray

STANDARD PIECES

For ease of ordering, we have created 4 standard pieces as shown here. Configure your own custom set using the ordering guide below to create your ideal outdoor setting. The possibilities are endless!



Lanai Deep Seating Chair
LDSC



Lanai Deep Seating Loveseat
LDL



Lanai Deep Seating Sofa
LDSS



Lanai Deep Seating Sofa/Loveseat/Corner Unit
LDSSLCU

ORDERING GUIDE

1. Order Armrest/End Set
2. Specify number of Seat/Back Sections
3. Order Cushion Sets (Seat/Back)
4. Order Corner Section, if desired
5. Order Cushion Set (3 Piece Corner), if applicable
6. Specify number of Center Supports (order 1 between each section)




A. Armrest/End Set
LDSAES



B. Seat/Back Section
LDSSBS



C. Seat/Back Cushion Set
LDSCSSB



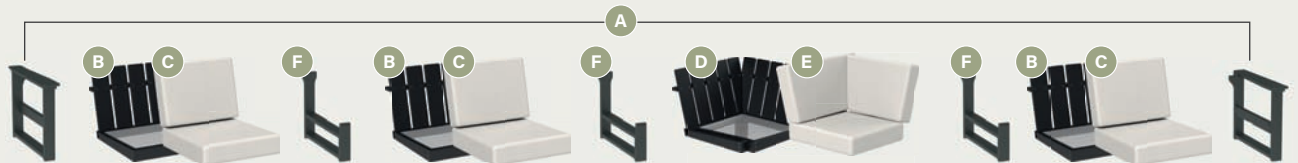
D. Corner Section
LDSCOS



E. Corner Cushion Set
LDSCCS



F. Center Support
LDSCS



DEEP SEATING



Lanai Deep Seating Ottoman

This chic and functional ottoman is designed to make your outdoor space truly feel like home. Rest your feet while you sip your morning coffee or use it as extra seating during summer cookouts. The weather-resistant fabric and maintenance-free poly materials will bring you comfort season after season.

Details

25.5"W x 28"D x 18.5"H | 36 lbs.

AVAILABILITY

Stocked	2 Pkgs.	Assembly Required
	1 Pkg.	Assembly Required

PAIRS WELL WITH

■ **Lanai Deep Seating** (p. 124)

Shown with Lanai Deep Seating Chair in Coastal Gray with Canvas Cushions, 19" Throw Pillow in Tranquil Sage, and Elite Planter (26") in Black

EARTHTONE



LDSOBK



LDSOW



LDSOWW



LDSODG



LDSOS

 PREMIUM WOODGRAIN



LDSOAM



LDSOBI



LDSOCG



LDSOBZW

CUSHION COLORS



CANVAS



CAST BREEZE



SPECTRUM
CARBON



SPECTRUM DOVE



SPECTRUM
INDIGO



MARINE
LEATHERETTE
ASH GRAY

DEEP SEATING



Lanai Deep Seating Swivel Rocker

Graceful movement and plush comfort define the Lanai Deep Seating Swivel Rocker. Designed for flexibility, it turns and rocks with a fluid motion that invites you to settle in and unwind. The broad arms, structured frame, and weather-ready cushions bring modern comfort to patios, porches, and open-air rooms alike.

Details

Overall: 34"W x 34"D x 36"H | 115 lbs.
Seat: 25"SW x 24"SD x 18.75"SH

AVAILABILITY

Stocked	3 Pkgs.	Assembly Required
	3 Pkgs.	Assembly Required

PAIRS WELL WITH

- 15" Toss Pillow** (p. 254)
- 19" Throw Pillow** (p. 254)
- Island End Table** (p. 214)

Shown with Island End Table in Black

EARTHTONE



LDSSRBK



LDSSRW



LDSSRWW



LDSSRDG



LDSSRS



PREMIUM WOODGRAIN



LDSSRAM



LDSSRBI



LDSSRCG



LDSSRBZW

CUSHION COLORS



CANVAS



CAST BREEZE



SPECTRUM
CARBON



SPECTRUM DOVE



SPECTRUM
INDIGO



MARINE
LEATHERETTE
ASH GRAY

DEEP SEATING



Lanai Deep Seating Loveseat Swing

Whether you're reading a book, enjoying a cool drink, or simply soaking in the natural beauty of your surroundings, this swing promises the ultimate in outdoor leisure. Durable materials make this swing the perfect addition to the porch, garden, or any place you want to unwind.

AVAILABILITY

Stocked	5 Pkgs.	Assembly Required
	4 Pkgs.	Assembly Required

PAIRS WELL WITH

- 15" Toss Pillow** (p. 254)
- 19" Throw Pillow** (p. 254)
- Island End Table** (p. 214)

Details

Overall: 59"W × 34"D × 29"H | 135 lbs.
Seat: 51"SW × 23.5"SD
Standard with Rope

EARTHTONE



LDLSBK



LDLSW



LDLSWW



LDLSDG



LDLSS

 PREMIUM WOODGRAIN



LDLSAM



LDLSBI



LDLSCG



LDLSBZW

CUSHION COLORS



CANVAS



CAST BREEZE



SPECTRUM
CARBON



SPECTRUM DOVE



SPECTRUM
INDIGO



MARINE
LEATHERETTE
ASH GRAY

Dining

LUXURIOUS OUTDOOR DINING MADE SIMPLE

Enjoy special meals with family and friends for many years to come. From chairs and benches to dining and picnic tables, we have everything you need to bring the comforts of home to the great outdoors.



DINING







Adirondack Balcony Chair

The Adirondack style translates well to this balcony height chair, making it a popular dining option. It has a sturdy built-in footrest for ease of use and added comfort. Although it's made specifically for the Balcony Table, the Adirondack Balcony Chair can be used with any Counter Height table.

Details

Overall: 30"W x 34"D x 49"H | 62 lbs.
 Seat: 23"SW x 18"SD x 23.5"SH

AVAILABILITY

Stocked	1 Pkg.	Assembly Required
	1 Pkg.	Assembly Required

PAIRS WELL WITH

- 2' Cushion** (p. 255)
- Stationary Cup Holder** (p. 234)
- Deluxe End Table 28"** (p. 220)
- Balcony Table** (p. 164)
- Balcony Tete-a-Tete Table** (p. 222)
- 30" Square Bistro Table** (p. 166)

Shown with Balcony Tete-a-Tete Table in Coastal Gray and 15" Toss Pillow in Tranquil Sage

EARTHTONE



PABCBK



PABCW



PABCWW



PABCWWB



PABCWWCBR



PABCCBR



PABCCHB



PABCDGB



PABCDGS



PABCCB



PABCPBW



PABCPBS

TROPICAL



PABCRB



PABCRW



PABCTB



PABCTW



PABCYB



PABCYW



PABCLGB



PABCLGW



PABCBB



PABCBW



PABCABB



PABCABW

 PREMIUM WOODGRAIN



PABCAM



PABCAMB



PABCBIW



PABCCG



PABCCGB



PABCZW



PABCZWB



Adirondack Swivel Chair

LuxCraft's Adirondack Swivel Chairs are designed with a heavy-duty 360° rotating base, so you can enjoy any view without ever having to leave your seat. Contoured seats and backs deliver the highest levels of comfort. Counter and Bar Height chairs come with a rounded footrest.

Details

Dining Height: 27.75"W × 28.5"D × 17.5"SH × 40.5"H | 59 lbs.
 Counter Height: 29.5"W × 31.25"D × 23.5"SH × 46.5"H | 64 lbs.
 Bar Height: 29.5"W × 31.25"D × 29.5"SH × 52.5"H | 66 lbs.
 Seat: 23"SW × 18"SD

AVAILABILITY

Stocked | **Fully Assembled**



Fully Assembled

PAIRS WELL WITH

2' Cushion (p. 255)

Dining Tables (p. 164; 166; 168; 170; 172; 174; 176; 178; 180; 182; 184; 186; 188; 190)

Lumin Fire Tables (p. 206; 208; 210)

Shown with 4' x 6' Rectangular Table at Counter Height and Island Buffet Table in Brazilian Walnut & Black

EARTHTONE



PASCBK



PASCW



PASCWW



PASCWWB



PASCWWCBR



PASCCBR



PASCCHB



PASCDGB



PASCDGS



PASCCB



PASCBBW



PASCBS

TROPICAL



PASCABW

 PREMIUM WOODGRAIN



PASCAM



PASCAMB



PASCBIW



PASCCG



PASCCGB



PASCBZW



PASCBZWB

AVAILABLE HEIGHTS



DINING HEIGHT



COUNTER HEIGHT



BAR HEIGHT



Adirondack Side Chair

The versatile color and height options of our Classic Side Chair are now available in a time-honored Adirondack design. Add a few Adirondack Side Chairs to the LuxCraft table of your choice and you have the makings of a marvelous outdoor experience.

Details

Dining Height: 20.25"W x 24.25"D x 17.75"SH x 41.25"H | 32 lbs.
 Counter Height: 20.25"W x 24.25"D x 23.75"SH x 47.25"H | 35 lbs.
 Bar Height: 20.25"W x 24.25"D x 29.75"SH x 53.25"H | 38 lbs.
 Seat: 19"SW x 17.25"SD

AVAILABILITY

Stocked | **Fully Assembled**



Fully Assembled

PAIRS WELL WITH

Dining Chair Cushion (p. 255)

Dining Tables (p. 164; 166; 168; 170; 172; 174; 176; 178; 180; 182; 184; 186; 188; 190)

Lumin Fire Tables (p. 206; 208; 210)

Shown with Island Dining Table (44" x 72" Rectangular) and Café Dining Benches (72") in Weatherwood & Chestnut Brown

EARTHTONE



ASCBK



ASCW



ASCWW



ASCWWB



ASCWWCBR



ASCCBR



ASCCHB



ASCDGB



ASCDGS



ASCCB



ASCPBW



ASCPBS

TROPICAL



ASCABW

 PREMIUM WOODGRAIN



ASCAM



ASCAMB



ASCBIW



ASCCG



ASCCGB



ASCBZW



ASCBZWB

AVAILABLE HEIGHTS



DINING HEIGHT



COUNTER HEIGHT



BAR HEIGHT



Adirondack Arm Chair

Enjoy the support and comfort of armrests with our Adirondack Arm Chair — available in three heights and an array of colors. Add a few dining cushions to make this chair suit your style and space.

Details

Dining Height: 23.25"W × 24.25"D × 17.75"SH × 41.25"H | 36 lbs.
 Counter Height: 23.25"W × 24.25"D × 23.75"SH × 47.25"H | 39 lbs.
 Bar Height: 23.25"W × 24.25"D × 29.75"SH × 53.25"H | 41 lbs.
 Seat: 19"SW × 17.25"SD

AVAILABILITY

Stocked | **Fully Assembled**



Fully Assembled

PAIRS WELL WITH

Dining Chair Cushion (p. 255)

Dining Tables (p. 164; 166; 168; 170; 172; 174; 176; 178; 180; 182; 184; 186; 188; 190)

Lumin Fire Tables (p. 206; 208; 210)

Shown with 4' x 6' Rectangular Table and Adirondack Side Chairs at Dining Height, and Café Dining Bench (72") in Birch & White

EARTHTONE



AACBK



AACW



AACWW



AACWWB



AACWWCBR



AACCBR



AACCHB



AACDGB



AACDGS



AACCB



AACPBW



AACPBS

TROPICAL



AACABW

 PREMIUM WOODGRAIN



AACAM



AACAMB



AACBIW



AACCG



AACCGB



AACBZW



AACBZWB

AVAILABLE HEIGHTS



DINING HEIGHT



COUNTER HEIGHT



BAR HEIGHT



Classic Side Chair

Available in three heights and a variety of colors, the Classic Side Chair is our most versatile seating option. Choose your favorite LuxCraft dining table, gather enough chairs for friends and family, and you've got all you need for a lovely dinner party.

Details

Dining Height: 21"W x 21.25"D x 17.5"SH x 44"H | 29 lbs.
 Counter Height: 21"W x 21.25"D x 23.5"SH x 50"H | 32 lbs.
 Bar Height: 21"W x 21.25"D x 29.5"SH x 56"H | 36 lbs.
 Seat: 19"SW x 17"SD

AVAILABILITY

Stocked	Fully Assembled
	Fully Assembled

PAIRS WELL WITH

- Dining Chair Cushion** (p. 255)
- Dining Tables** (p. 164; 166; 168; 170; 172; 174; 176; 178; 180; 182; 184; 186; 188; 190)
- Lumin Fire Tables** (p. 206; 208; 210)

EARTHTONE



CSCBK



CSCW



CSCWW



CSCWWB



CSCWWCBR



CSCCBR



CSCCHB



CSCDGB



CSCDGS



CSCCB



CSCPBW



CSCPBS

TROPICAL



CSCABW

 PREMIUM WOODGRAIN



CSCAM



CSCAMB



CSCBIW



CSCCG



CSCCGB



CSCBZW



CSCBZWB

AVAILABLE HEIGHTS



DINING HEIGHT



COUNTER HEIGHT



BAR HEIGHT



Classic Arm Chair

The Classic Arm Chair mimics everything you love about our Classic Side Chair with the added comfort of armrests. For your next get-together, use all Classic Arm Chairs or mix and match to create an elegant dining area. Complete the space with Dining Chair Cushions, and you're ready to host a memorable gathering!

Details

Dining Height: 24"W x 21.5"D x 17.5"SH x 44"H | 33 lbs.
 Counter Height: 24"W x 21.5"D x 23.5"SH x 50"H | 37 lbs.
 Bar Height: 24"W x 21.5"D x 29.5"SH x 56"H | 39 lbs.
 Seat: 19"SW x 17"SD

AVAILABILITY

Stocked | **Fully Assembled**



Fully Assembled

PAIRS WELL WITH

Dining Chair Cushion (p. 255)

Dining Tables (p. 164; 166; 168; 170; 172; 174; 176; 178; 180; 182; 184; 186; 188; 190)

Lumin Fire Tables (p. 206; 208; 210)

Shown with 4' x 6' Oval Table at Dining Height and 52" Table Benches in Cherrywood & Black

EARTHTONE



CACBK



CACW



CACWW



CACWWB



CACWWCBR



CACCBR



CACCHB



CACDGB



CACDGS



CACCB



CACPBW



CACPBS

TROPICAL



CACABW

 PREMIUM WOODGRAIN



CACAM



CACAMB



CACBIW



CACCG



CACCGB



CACBZW



CACBZWB

AVAILABLE HEIGHTS



DINING HEIGHT



COUNTER HEIGHT



BAR HEIGHT



Island Side Chair

The straight-line, low-back design of our Island Side Chair lends a contemporary and casual feel to any outdoor dining space. While it looks terrific with an Island Dining Table, it's versatile enough to pair with any of our LuxCraft tables. So pull up a chair, pour yourself a glass of lemonade, and relax in style.

Details

Dining Height: 19"W x 21.5"D x 17.75"SH x 33.25"H | 26 lbs.
 Counter Height: 19"W x 21.5"D x 23.75"SH x 39.25"H | 29 lbs.
 Bar Height: 19"W x 21.5"D x 29.25"SH x 45.25"H | 31 lbs.
 Seat: 19"SW x 16"SD

AVAILABILITY

Stocked	Fully Assembled
	Fully Assembled

PAIRS WELL WITH

- Dining Chair Cushion** (p. 255)
- Dining Tables** (p. 164; 166; 168; 170; 172; 174; 176; 178; 180; 182; 184; 186; 188; 190)
- Lumin Fire Tables** (p. 206; 208; 210)

Shown with Urban Dining Table (3' x 8' Rectangular) in Antique Mahogany at Dining Height

EARTHTONE



ISCBK



ISCW



ISCWW



ISCWWB



ISCWWCBR



ISCCBR



ISCHB



ISCDGB



ISCDGS



ISCCB



ISCPBW



ISCPBS

TROPICAL



ISCABW

 PREMIUM WOODGRAIN



ISCAM



ISCAMB



ISCBW



ISCCG



ISCCGB



ISCBZW



ISCBZWB

AVAILABLE HEIGHTS



DINING HEIGHT



COUNTER HEIGHT



BAR HEIGHT



Urban Swivel Chair

A study in balance and versatility, the Urban Swivel Chair combines clean lines with effortless motion. Its contoured seat and broad back provide steady comfort, while the smooth 360-degree swivel keeps every view within reach. Designed for both dining and conversation, it brings contemporary ease to any outdoor setting.

Details

Dining Height: 25.75"W x 23.75"D x 17.75"SH x 34.25"H | 45 lbs.
 Counter Height: 25.75"W x 23.75"D x 23.75"SH x 40.25"H | 50 lbs.
 Bar Height: 25.75"W x 23.75"D x 29.75"SH x 46.25"H | 54 lbs.
 Seat: 18.75"SW x 17.25"SD

AVAILABILITY

Stocked	Fully Assembled
	Fully Assembled

PAIRS WELL WITH

- Dining Chair Cushion** (p. 255)
- Dining Tables** (p. 164; 166; 168; 170; 172; 174; 176; 178; 180; 182; 184; 186; 188; 190)
- Lumin Fire Tables** (p. 206; 208; 210)

Shown with Urban Dining Table (4' x 6' Oval) in Birch & White at Dining Height

EARTHTONE



USWCBK



USWCW



USWCWW



USWCWWB



USWCWWCBR



USWCCBR



USWCCHB



USWCDGB



USWCDGS



USWCCB



USWCPBW



USWCPBS

TROPICAL



USWCABW

 PREMIUM WOODGRAIN



USWCAM



USWCAMB



USWCBIW



USWCCG



USWCCGB



USWCBZW



USWCBZWB

AVAILABLE HEIGHTS



DINING HEIGHT



COUNTER HEIGHT



BAR HEIGHT



Urban Side Chair

The squared form and clean lines of the Urban Side Chair provide grounded comfort in both traditional and contemporary spaces.

Details

Dining Height: 18.75"W x 23.75"D x 17.75"SH x 34.25"H | 31 lbs.
 Counter Height: 18.75"W x 23.75"D x 23.75"SH x 40.25"H | 35 lbs.
 Bar Height: 18.75"W x 23.75"D x 29.75"SH x 46.25"H | 38 lbs.
 Seat: 18.75"SW x 17.25"SD

AVAILABILITY

Stocked | **Fully Assembled**



Fully Assembled

PAIRS WELL WITH

Dining Chair Cushion (p. 255)

Dining Tables (p. 164; 166; 168; 170; 172; 174; 176; 178; 180; 182; 184; 186; 188; 190)

Lumin Fire Tables (p. 206; 208; 210)

Shown with Urban Dining Table (4' x 10' Oval) and Urban Arm Chairs in Brazilian Walnut & Black at Dining Height

EARTHTONE



USCBK



USCW



USCWW



USCWWB



USCWCBR



USCCBR



USCCHB



USCDGB



USCDGS



USCCB



USCPBW



USCPBS

TROPICAL



USCABW

 PREMIUM WOODGRAIN



USCAM



USCAMB



USCBIW



USCCG



USCCGB



USCBZW



USCBZWB

AVAILABLE HEIGHTS



DINING HEIGHT



COUNTER HEIGHT



BAR HEIGHT



Urban Arm Chair

The Urban Arm Chair combines precision design with a relaxed feel, thanks to its comfortable armrests and balanced proportions.

AVAILABILITY

Stocked	Fully Assembled
---------	-----------------



	Fully Assembled
--	-----------------

PAIRS WELL WITH

Dining Chair Cushion (p. 255)

Dining Tables (p. 164; 166; 168; 170; 172; 174; 176; 178; 180; 182; 184; 186; 188; 190)

Lumin Fire Tables (p. 206; 208; 210)

Shown with Urban Dining Table (4' x 10' Oval) in Coastal Gray & Black at Dining Height

Details

Dining Height: 25.75"W x 23.75"D x 17.75"SH x 34.25"H | 36 lbs.
 Counter Height: 25.75"W x 23.75"D x 23.75"SH x 40.25"H | 38 lbs.
 Bar Height: 25.75"W x 23.75"D x 29.75"SH x 46.25"H | 40 lbs.
 Seat: 18.75"SW x 17.25"SD

EARTHTONE



UARC BK



UARC W



UARC WW



UARC WWB



UARC WWCBR



UARC CBR



UARC CHB



UARC DGB



UARC DGS



UARC CB



UARC PBW



UARC PBS

TROPICAL



UARC ABW

 PREMIUM WOODGRAIN



UARC AM



UARC AMB



UARC BIW



UARC CG



UARC CGB



UARC BZW



UARC BZWB

AVAILABLE HEIGHTS



DINING HEIGHT



COUNTER HEIGHT



BAR HEIGHT



Café Dining Bench (41")

Inspired by the benches found at the communal tables of cozy coffee shops and bistros, our Café Dining Bench is the picture-perfect companion to any square or rectangular LuxCraft dining table. The 41" version easily seats two adults.

Details

Overall: 41"W × 18.5"D × 19"H | 31 lbs.
 Seat: 41"SW × 13"SD × 18"SH

AVAILABILITY

Stocked	1 Pkg.	Assembly Required
	1 Pkg.	Assembly Required

PAIRS WELL WITH

- 41" Café Bench Cushion** (p. 255)
- 41" Square Table** (p. 168)
- Island Dining Table (44" Square)** (p. 172)
- Island Dining Table (44" × 72" Rectangular)** (p. 174)
- 4' × 6' Rectangular Table** (p. 178)

Shown with 41" Square Table in Antique Mahogany & Black

EARTHTONE



CDB41BK



CDB41W



CDB41WW



CDB41WWB



CDB41WWCBR



CDB41CBR



CDB41CHB



CDB41DGB



CDB41DGS



CDB41CB



CDB41PBW



CDB41PBS

TROPICAL



CDB41ABW

 PREMIUM WOODGRAIN



CDB41AM



CDB41AMB



CDB41BIW



CDB41CG



CDB41CGB



CDB41BZW



CDB41BZWB



Café Dining Bench (72")

Bring the casual, comfortable feel of your favorite bistro to your backyard with the large version of our Café Dining Bench. The simple design pairs beautifully with any rectangular LuxCraft dining table. This 72" bench easily seats three adults.

Details

Overall: 72"W x 18.5"D x 19"H | 53 lbs.
 Seat: 72"SW x 13"SD x 18"SH

AVAILABILITY

Stocked	1 Pkg.	Assembly Required
	1 Pkg.	Assembly Required

PAIRS WELL WITH

- 72" Café Bench Cushion** (p. 255)
- Island Dining Table (44" x 72" Rectangular)** (p. 174)
- 4' x 6' Rectangular Table** (p. 178)
- Urban Dining Table (3' x 6' Rectangular)** (p. 180)

Shown with Island Dining Table (44" x 72" Rectangular) in Antique Mahogany & Black

EARTHTONE



CDB72BK



CDB72W



CDB72WW



CDB72WWB



CDB72WWCBR



CDB72CBR



CDB72CHB



CDB72DGB



CDB72DGS



CDB72CB



CDB72PBW



CDB72PBS

TROPICAL



CDB72ABW

 PREMIUM WOODGRAIN



CDB72AM



CDB72AMB



CDB72BIW



CDB72CG



CDB72CGB



CDB72BZW



CDB72BZWB



28" Table Bench

The LuxCraft 28" Table Bench is curved for comfortable seating with our Round or Oval Tables. These benches are sturdy, durable and easily moved, allowing you to create room for more guests. Invite a few friends and make your next cookout extra special.

AVAILABILITY

Stocked		Fully Assembled
	1 Pkg.	Fully Assembled

PAIRS WELL WITH

- 4' Round Table** (p. 170)
- 4' x 6' Oval Table** (p. 176)

*Shown with 4' Round Table
in Dove Gray & Slate*

Details

28"W x 15.5"D x 17"H | 16 lbs.

EARTHTONE



P28TBBK



P28TBW



P28TBWW



P28TBWWB



P28TBWWCBR



P28TBCBR



P28TBCHB



P28TBDGB



P28TBDGS



P28TBCB



P28TBPBW



P28TBPBS

TROPICAL



P28TBABW

 PREMIUM WOODGRAIN



P28TBAM



P28TBAMB



P28TBBIW



P28TBCG



P28TBCGB



P28TBBZW



P28TBBZWB



52" Table Bench

Host more guests with our 52" Table Bench, which is specially designed for our 4' x 6' Oval Table. This bench, though sturdy and durable, is easily moved to any location. The curved design will let you create a place at the table for more friends at your next backyard gathering.

AVAILABILITY

Stocked		Fully Assembled
	1 Pkg.	Fully Assembled

PAIRS WELL WITH

■ **4' x 6' Oval Table** (p. 176)

Shown with 4' x 6' Oval Table in Antique Mahogany

Details

52"W x 15.5"D x 17"H | 28 lbs.

EARTHTONE



P52TBBK



P52TBW



P52TBWW



P52TBWWB



P52TBWWCBR



P52TBCBR



P52TBCHB



P52TBDGB



P52TBDGS



P52TBCB



P52TBPBW



P52TBPBS

TROPICAL



P52TBABW

 PREMIUM WOODGRAIN



P52TBAM



P52TBAMB



P52TBBIW



P52TBCG



P52TBCGB



P52TBBZW



P52TBBZWB



Bar Stool

Designed to accompany the LuxCraft Serving Bar, these Bar Stools feature a heavy-duty 360° swivel that allows you to enjoy your drink or converse with others around the patio or deck. Experience comfort and convenience from every angle.

AVAILABILITY

Stocked		Fully Assembled
	1 Pkg.	Fully Assembled

PAIRS WELL WITH

- ▮ **Serving Bar** (p. 198)
- ▮ **Lumin Fire Tables** (p. 206; 208; 210)

Shown with Serving Bar and Lakeside Adirondack Chair in Birch & White

Details

15"W × 15"D × 29.75"H | 18 lbs.

EARTHTONE



PBSBK



PBSW



PBSWW



PBSWWB



PBSWWCBR



PBSCBR



PBSCHB



PBSDGB



PBSDGS



PBSCB



PBSPBW



PBSPBS

TROPICAL



PBSABW

 PREMIUM WOODGRAIN



PBSAM



PBSAMB



PBSBIW



PBSCG



PBSCGB



PBSBZW



PBSBZWB



Balcony Table

A perfect companion to our Adirondack Balcony Chairs, our Balcony Table is great for small decks, patios, or anywhere space is limited. Alternatively, place several table and chair sets in a larger area to create a lovely setting for outdoor gatherings.

Details

32.5"W x 32.5"D x 36"H | 71 lbs.
Standard without umbrella hole

AVAILABILITY

Stocked	1 Pkg.	Assembly Required
	1 Pkg.	Assembly Required

PAIRS WELL WITH

- Adirondack Balcony Chair** (p. 134)
- Balcony Gliders** (p. 32, 36, 40, 46, 50, 54, 60, 64, 68, 74, 78, 82)
- Any LuxCraft Counter Height Chair** (p. 136-152)

*Shown with Adirondack Balcony Chairs
in Antique Mahogany*

EARTHTONE



PBATBK



PBATW



PBATWW



PBATWWB



PBATWWCBB



PBATCBB



PBATCBB



PBATDGB



PBATDGS



PBATCB



PBATPBW



PBATPBS

TROPICAL



PBATRBB



PBATRW



PBATTB



PBATTW



PBATYB



PBATYW



PBATLGB



PBATLGW



PBATBB



PBATBW



PATABB



PATABW

 PREMIUM WOODGRAIN



PBATAM



PBATAMB



PBATBIW



PBATCG



PBATCGB



PBATBZW



PBATBZWB



30" Square Bistro Table

Compact and refined, the 30" Square Bistro Table brings balance to smaller outdoor spaces. Its clean lines and sturdy base create a solid presence without feeling heavy, while the smooth tabletop offers enough room for relaxed meals or morning coffee. Designed for lasting use, it blends durability with understated elegance.

Details

Dining Height: 30"W x 30"D x 30"H | 74 lbs.
 Counter Height: 30"W x 30"D x 36"H | 78 lbs.
 Bar Height: 30"W x 30"D x 42"H | 82 lbs.
 Standard without umbrella hole

AVAILABILITY

Stocked	1 Pkg.	Assembly Required
	1 Pkg.	Assembly Required

PAIRS WELL WITH

- Adirondack Balcony Chair** (p. 134)
- Balcony Gliders** (p. 32, 36, 40, 46, 50, 54, 60, 64, 68, 74, 78, 82)
- Any LuxCraft Dining Chair** (p. 136-152)

Shown with Urban Arm Chairs at Bar Height in Antique Mahogany & Black

EARTHTONE



30SBTBK



30SBTW



30SBTWW



30SBTWWB



30SBTWCBR



30SBTCBR



30SBTCHB



30SBTDGB



30SBTDGS



30SBTCB



30SBTPBW



30SBTPBS

TROPICAL



30SBTRW



30SBTTW



30SBTYW



30SBTLGW



30SBTABW



PREMIUM WOODGRAIN



30SBTAM



30SBTAMB



30SBTIW



30SBTCG



30SBTCGB



30SBTBZW



30SBTBZWB

AVAILABLE HEIGHTS



DINING HEIGHT



COUNTER HEIGHT



BAR HEIGHT



41" Square Table

Functional and attractive, the 41" Square Table adds the finishing touch to any outdoor dining space. Seating four comfortably, it's the perfect table for intimate gatherings, like meeting the new neighbors, celebrating a birthday, or getting together with the book club.



ALL DINING TABLES COME STANDARD WITH AN UMBRELLA HOLE, AN UMBRELLA STABILIZER, AND A HOLE PLUG.

Details

Dining Height: 41"W × 41"D × 30.25"H | 121 lbs.
 Counter Height: 41"W × 41"D × 36.5"H | 130 lbs.
 Bar Height: 41"W × 41"D × 42"H | 133 lbs.

AVAILABILITY

Stocked	2 Pkgs.	Assembly Required
	2 Pkgs.	Assembly Required

PAIRS WELL WITH

- Umbrella** (p. 256)
- Any LuxCraft Dining Chair** (p. 134-152)
- Café Dining Bench (41")** (p. 154)

Shown with Café Dining Benches (41") in Cedar & Black

EARTHTONE



P41STBK



P41STW



P41STWW



P41STWWB



P41STWWCBR



P41STCBR



P41STCHB



P41STDGB



P41STDGS



P41STCB



P41STPBW



P41STPBS

TROPICAL



P41STABW

 PREMIUM WOODGRAIN



P41STAM



P41STAMB



P41STBIW



P41STCG



P41STCGB



P41STBZW



P41STBZWB

AVAILABLE HEIGHTS



DINING HEIGHT



COUNTER HEIGHT



BAR HEIGHT



4' Round Table

The 4' Round Table is great for a small family or a group of friends. Mix and match with any LuxCraft dining chair or 28" Table Benches, and you've got the perfect spot to host your meals. This table seats four comfortably.



ALL DINING TABLES COME STANDARD WITH AN UMBRELLA HOLE, AN UMBRELLA STABILIZER, AND A HOLE PLUG.

Details

Dining Height: 48.25"W × 48.25"D × 30.25"H | 128 lbs.
 Counter Height: 48.25"W × 48.25"D × 36.25"H | 137 lbs.
 Bar Height: 48.25"W × 48.25"D × 42"H | 140 lbs.

AVAILABILITY

Stocked	2 Pkgs.	Assembly Required
	2 Pkgs.	Assembly Required

PAIRS WELL WITH

- Umbrella** (p. 256)
- Any LuxCraft Dining Chair** (p. 134-152)
- 28" Table Bench** (p. 158)

Shown with Island Side Chairs in Dove Gray & Black at Counter Height

EARTHTONE



P4RTBK



P4RTW



P4RTWW



P4RTWWB



P4RTWWCBR



P4RTCBR



P4RTCHB



P4RTDGB



P4RTDGS



P4RTCB



P4RTPBW



P4RTPBS

TROPICAL



P4RTABW

 PREMIUM WOODGRAIN



P4RTAM



P4RTAMB



P4RTBIW



P4RTCG



P4RTCGB



P4RTBZW



P4RTBZWB

AVAILABLE HEIGHTS



DINING HEIGHT



COUNTER HEIGHT



BAR HEIGHT



Island Dining Table (44" Square)

The Island Dining Table (44" Square) is a great addition to your patio. You'll love sharing a meal and getting lost in conversation around this virtually maintenance-free table set. The table seats four comfortably and is available in Dining Height.

AVAILABILITY

Stocked	1 Pkg.	Assembly Required
	1 Pkg.	Assembly Required

PAIRS WELL WITH

- Umbrella** (p. 256)
- Classic Side Chair** (p. 142)
- Island Side Chair** (p. 146)
- Urban Side Chair** (p. 150)
- Adirondack Side Chair** (p. 138)
- Café Dining Bench (41")** (p. 154)

Shown with Island Side Chairs in Antique Mahogany



ALL DINING TABLES COME STANDARD WITH AN UMBRELLA HOLE, AN UMBRELLA STABILIZER, AND A HOLE PLUG.

Details

44"W × 44"D × 30"H | 119 lbs.

EARTHTONE



IDT44SBK



IDT44SW



IDT44SWW



IDT44SWWB



IDT44SWWCBR



IDT44SCBR



IDT44SCHB



IDT44SDGB



IDT44SDGS



IDT44SCB



IDT44SPBW



IDT44SPBS

TROPICAL



IDT44SABW

 PREMIUM WOODGRAIN



IDT44SAM



IDT44SAMB



IDT44SBIW



IDT44SCG



IDT44SCGB



IDT44SBZW



IDT44SBZWB



Island Dining Table (44" × 72" Rectangular)

The contrasting straight and curved lines of our Island Dining Table lend a more contemporary and casual feel to any outdoor space. Perfect for entertaining, this table is available in Dining Height.

AVAILABILITY

Stocked	2 Pkgs.	Assembly Required
	2 Pkgs.	Assembly Required

PAIRS WELL WITH

- Umbrella** (p. 256)
- Classic Side Chair** (p. 142)
- Island Side Chair** (p. 146)
- Urban Side Chair** (p. 150)
- Adirondack Side Chair** (p. 138)
- Café Dining Bench (41")** (p. 154)
- Café Dining Bench (72")** (p. 156)

Shown with Island Side Chairs and Island Buffet Table in Antique Mahogany



ALL DINING TABLES COME STANDARD WITH AN UMBRELLA HOLE, AN UMBRELLA STABILIZER, AND A HOLE PLUG.

Details

72"W × 44"D × 30"H | 193 lbs.

EARTHTONE



IDT4472RBK



IDT4472RW



IDT4472RWW



IDT4472RWWB



IDT4472RWWCBR



IDT4472RCBR



IDT4472RCHB



IDT4472RDGB



IDT4472RDGS



IDT4472RCB



IDT4472RPBW



IDT4472RPBS

TROPICAL



IDT4472RABW

 PREMIUM WOODGRAIN



IDT4472RAM



IDT4472RAMB



IDT4472RBIW



IDT4472RCG



IDT4472RCGB



IDT4472RBZW



IDT4472RBZWB



4' × 6' Oval Table

The 4' × 6' Oval Table is large enough to seat six guests comfortably and works well with any of our LuxCraft dining chairs or curved benches. Select the height and colors that work best in your setting and take outdoor dining to a new level.




ALL DINING TABLES COME STANDARD WITH AN UMBRELLA HOLE, AN UMBRELLA STABILIZER, AND A HOLE PLUG.

Details

Dining Height: 72.5"W × 48"D × 30.25"H | 206 lbs.
 Counter Height: 72.5"W × 48"D × 36.25"H | 217 lbs.
 Bar Height: 72.5"W × 48"D × 42"H | 224 lbs.

AVAILABILITY

Stocked	2 Pkgs.	Assembly Required
	2 Pkgs.	Assembly Required

PAIRS WELL WITH

- Umbrella** (p. 256)
- Any LuxCraft Dining Chair** (p. 134-152)
- 52" Table Bench** (p. 160)
- 28" Table Bench** (p. 158)

Shown with 52" Table Benches in Antique Mahogany

EARTHTONE



P460TBK



P460TW



P460TWW



P460TWWB



P460TWWCBR



P460TCBR



P460TCHB



P460TDGB



P460TDGS



P460TCB



P460TPBW



P460TPBS

TROPICAL



P460TABW

PREMIUM WOODGRAIN



P460TAM



P460TAMB



P460TBIW



P460TCG



P460TCGB



P460TBZW



P460TBZWB

AVAILABLE HEIGHTS



DINING HEIGHT



COUNTER HEIGHT



BAR HEIGHT



4' × 6' Rectangular Table

The 4' × 6' Rectangular Table is large enough to seat six guests comfortably—perfect for family barbecues in the backyard. Select the option that fits your lifestyle and invite your guests over for an evening they won't want to miss!



ALL DINING TABLES COME STANDARD WITH AN UMBRELLA HOLE, AN UMBRELLA STABILIZER, AND A HOLE PLUG.

Details

Dining Height: 74"W × 48"D × 30.25"H | 231 lbs.
 Counter Height: 74"W × 48"D × 36.25"H | 242 lbs.
 Bar Height: 74"W × 48"D × 42"H | 249 lbs.

AVAILABILITY

Stocked	2 Pkgs.	Assembly Required
	2 Pkgs.	Assembly Required

PAIRS WELL WITH

- Umbrella** (p. 256)
- Any LuxCraft Dining Chair** (p. 134-152)
- Café Dining Bench (72")** (p. 156)
- Café Dining Bench (41")** (p. 154)

Shown with Adirondack Swivel Chairs at Counter Height and Island Buffet Table in Brazilian Walnut & Black

EARTHTONE



P46RTBK



P46RTW



P46RTWW



P46RTWWB



P46RTWWCBR



P46RTCBR



P46RTCHB



P46RTDGB



P46RTDGS



P46RTCB



P46RTPBW



P46RTPBS

TROPICAL



P46RTABW

 PREMIUM WOODGRAIN



P46RTAM



P46RTAMB



P46RTBIW



P46RTCG



P46RTCGB



P46RTBZW



P46RTBZWB

AVAILABLE HEIGHTS



DINING HEIGHT



COUNTER HEIGHT



BAR HEIGHT



Urban Dining Table (3' x 6' Rectangular)

Defined by clean lines and a confident stance, the Urban Dining Table (3' x 6' Rectangular) brings structure and style to any outdoor space. Its broad, uninterrupted surface and solid-leg design convey modern simplicity with lasting strength. Whether hosting dinner or sharing conversation, it delivers a setting that feels both contemporary and inviting.



ALL DINING TABLES COME STANDARD WITH AN UMBRELLA HOLE, AN UMBRELLA STABILIZER, AND A HOLE PLUG.

Details

Dining Height: 72.25"W x 36"D x 30"H | 235 lbs.
 Counter Height: 72.25"W x 36"D x 36"H | 246 lbs.
 Bar Height: 72.25"W x 36"D x 42"H | 257 lbs.

AVAILABILITY

Stocked	3 Pkgs.	Assembly Required
	3 Pkgs.	Assembly Required

PAIRS WELL WITH

- Umbrella** (p. 256)
- Any LuxCraft Dining Chair** (p. 134-152)

Shown with Urban Side Chairs in Antique Mahogany at Dining Height

EARTHTONE



UDT36RBK



UDT36RW



UDT36RWW



UDT36RWWB



UDT36RWWCBR



UDT36RCBR



UDT36RCHB



UDT36RDGB



UDT36RDGS



UDT36RCB



UDT36RPBW



UDT36RPBS

TROPICAL



UDT36RABW

 PREMIUM WOODGRAIN



UDT36RAM



UDT36RAMB



UDT36RBIW



UDT36RCG



UDT36RCGB



UDT36RBZW



UDT36RBZWB

AVAILABLE HEIGHTS



DINING HEIGHT



COUNTER HEIGHT



BAR HEIGHT



Urban Dining Table (4' x 6' Oval)

Balanced and substantial, the Urban Dining Table blends modern geometry with natural ease. Its oval top softens the bold, panel-style base, creating a look that's both grounded and refined. Built for durability and presence, this table sets the stage for meals and moments that bring people together.




ALL DINING TABLES COME STANDARD WITH AN UMBRELLA HOLE, AN UMBRELLA STABILIZER, AND A HOLE PLUG.

Details

Dining Height: 72.25"W x 44"D x 30"H | 248 lbs.
 Counter Height: 72.25"W x 44"D x 36"H | 259 lbs.
 Bar Height: 72.25"W x 44"D x 42"H | 270 lbs.

AVAILABILITY

Stocked	3 Pkgs.	Assembly Required
	3 Pkgs.	Assembly Required

PAIRS WELL WITH

- Umbrella** (p. 256)
- Any LuxCraft Dining Chair** (p. 134-152)

Shown with Urban Swivel Chairs in Birch & White at Dining Height

EARTHTONE



UDT460BK



UDT460W



UDT460WW



UDT460WWB



UDT460WWCBR



UDT460CBR



UDT460CHB



UDT460DGB



UDT460DGS



UDT460CB



UDT460PBW



UDT460PBS

TROPICAL



UDT460ABW

 PREMIUM WOODGRAIN



UDT460AM



UDT460AMB



UDT460BIW



UDT460CG



UDT460CGB



UDT460BZW



UDT460BZWB

AVAILABLE HEIGHTS



DINING HEIGHT



COUNTER HEIGHT




BAR HEIGHT



Urban Dining Table (3' x 8' Rectangular)

The Urban Dining Table makes a bold statement with its solid, slab legs and thick profile, giving it a feel that is both simple and substantial.

AVAILABILITY

Stocked	3 Pkgs.	Assembly Required
	3 Pkgs.	Assembly Required

PAIRS WELL WITH

- Umbrella** (p. 256)
- Any LuxCraft Dining Chair** (p. 134-152)

Shown with Island Side Chairs in Antique Mahogany at Dining Height



ALL DINING TABLES COME STANDARD WITH AN UMBRELLA HOLE, AN UMBRELLA STABILIZER, AND A HOLE PLUG.

Details

Dining Height: 100"W x 36"D x 30"H | 284 lbs.
 Counter Height: 100"W x 36"D x 36"H | 295 lbs.
 Bar Height: 100"W x 36"D x 42"H | 306 lbs.

EARTHTONE



UDT38RBK



UDT38RW



UDT38RWW



UDT38RWWB



UDT38RWWCBB



UDT38RCBB



UDT38RCHB



UDT38RDGB



UDT38RDGS



UDT38RCB



UDT38RPBW



UDT38RPBS

TROPICAL



UDT38RABW

 PREMIUM WOODGRAIN



UDT38RAM



UDT38RAMB



UDT38RBIW



UDT38RCG



UDT38RCGB



UDT38RBZW



UDT38RBZWB

AVAILABLE HEIGHTS



DINING HEIGHT



COUNTER HEIGHT



BAR HEIGHT



Urban Dining Table (4' x 8' Oval)

Sturdy, panel-style ends and an oval top allow this table to blend a firm structure with softened, flowing lines.

AVAILABILITY

Stocked	3 Pkgs.	Assembly Required
	3 Pkgs.	Assembly Required

PAIRS WELL WITH

- Umbrella** (p. 256)
- Any LuxCraft Dining Chair** (p. 134-152)

Shown with Urban Arm and Side Chairs in Brazilian Walnut & Black at Dining Height



ALL DINING TABLES COME STANDARD WITH AN UMBRELLA HOLE, AN UMBRELLA STABILIZER, AND A HOLE PLUG.

Details

Dining Height: 100"W x 44"D x 30"H | 302 lbs.
 Counter Height: 100"W x 44"D x 36"H | 313 lbs.
 Bar Height: 100"W x 44"D x 42"H | 324 lbs.

EARTHTONE



UDT48OBK



UDT48OW



UDT48OWW



UDT48OWWB



UDT48OWWCBR



UDT48OCBR



UDT48OCHB



UDT48ODGB



UDT48ODGS



UDT48OCB



UDT48OPBW



UDT48OPBS

TROPICAL



UDT48OABW

 PREMIUM WOODGRAIN



UDT48OAM



UDT48OAMB



UDT48OBIW



UDT48OCG



UDT48OCGB



UDT48OBZW



UDT48OBZWB

AVAILABLE HEIGHTS



DINING HEIGHT



COUNTER HEIGHT



BAR HEIGHT



Urban Dining Table (3' x 10' Rectangular)

The perfect centerpiece for large gatherings, this Urban Dining Table amplifies its presence with an expansive 10' tabletop.

AVAILABILITY

Stocked	3 Pkgs.	Assembly Required
	3 Pkgs.	Assembly Required

PAIRS WELL WITH

- Umbrella** (p. 256)
- Any LuxCraft Dining Chair** (p. 134-152)

Shown with Island Dining Chairs in Patriot Blue & White at Counter Height



ALL DINING TABLES COME STANDARD WITH AN UMBRELLA HOLE, AN UMBRELLA STABILIZER, AND A HOLE PLUG.

Details

Dining Height: 122.5"W x 36"D x 30"H | 329 lbs.
 Counter Height: 122.5"W x 36"D x 36"H | 340 lbs.
 Bar Height: 122.5"W x 36"D x 42"H | 351 lbs.

EARTHTONE



UDT310RBK



UDT310RW



UDT310RWW



UDT310RWWB



UDT310RWWCBR



UDT310RCBR



UDT310RCHB



UDT310RDGB



UDT310RDGS



UDT310RCB



UDT310RPBW



UDT310RPBS

TROPICAL



UDT310RABW

 PREMIUM WOODGRAIN



UDT310RAM



UDT310RAMB



UDT310RBIW



UDT310RCG



UDT310RCGB



UDT310RBZW



UDT310RBZWB

AVAILABLE HEIGHTS



DINING HEIGHT



COUNTER HEIGHT



BAR HEIGHT



Urban Dining Table (4' x 10' Oval)

Balancing curved elegance and solid form, our Urban Dining Table delivers a commanding yet graceful design.

AVAILABILITY

Stocked	3 Pkgs.	Assembly Required
	3 Pkgs.	Assembly Required

PAIRS WELL WITH

- Umbrella** (p. 256)
- Any LuxCraft Dining Chair** (p. 134-152)

Shown with Urban Arm and Side Chairs in Coastal Gray & Black at Dining Height



ALL DINING TABLES COME STANDARD WITH AN UMBRELLA HOLE, AN UMBRELLA STABILIZER, AND A HOLE PLUG.

Details

Dining Height: 122.5"W x 44"D x 30"H | 352 lbs.
 Counter Height: 122.5"W x 44"D x 36"H | 363 lbs.
 Bar Height: 122.5"W x 44"D x 42"H | 374 lbs.

EARTHTONE



UDT410OBK



UDT410OW



UDT410OWW



UDT410OWWB



UDT410OWWCBR



UDT410OCBR



UDT410OCHB



UDT410ODGB



UDT410ODGS



UDT410OCB



UDT410OPBW



UDT410OPBS

TROPICAL



UDT410OABW

 PREMIUM WOODGRAIN



UDT410OAM



UDT410OAMB



UDT410OBIW



UDT410OCG



UDT410OCGB



UDT410OBZW



UDT410OBZWB

AVAILABLE HEIGHTS



DINING HEIGHT



COUNTER HEIGHT



BAR HEIGHT



Octagon Picnic Table

There's no better way to enjoy a summer picnic than on our Octagon Picnic Table—a terrific addition to your backyard or to any public park or campground. Seating eight comfortably, this combined bench and table arrangement will let you celebrate special occasions and enjoy family meals in your favorite setting.




ALL DINING TABLES COME STANDARD WITH AN UMBRELLA HOLE, AN UMBRELLA STABILIZER, AND A HOLE PLUG.

Details

Overall: 85.5"W × 85.5"D × 30"H | 230 lbs.
Diameter Top: 60"

AVAILABILITY

Stocked	4 Pkgs.	Assembly Required
	4 Pkgs.	Assembly Required

PAIRS WELL WITH

| Umbrella (p. 256)

EARTHTONE



POPTBK



POPTW



POPTWW



POPTWWB



POPTWWCBR



POPTCBR



POPTCHB



POPTDGB



POPTDGS



POPTCB



POPTPBW



POPTPBS

TROPICAL



POPTABW

 PREMIUM WOODGRAIN



POPTAM



POPTAMB



POPTBIW



POPTCG



POPTCGB



POPTBZW




POPTBZWB



6' Rectangular Picnic Table

From Fourth of July picnics to neighborhood gatherings, this classically designed picnic table provides a great place to share meals with family and friends. Even better, it requires little maintenance, is easy to clean, and can be left outside all year long.

AVAILABILITY

Stocked	4 Pkgs.	Assembly Required
	4 Pkgs.	Assembly Required

PAIRS WELL WITH

| Umbrella (p. 256)



ALL DINING TABLES COME STANDARD WITH AN UMBRELLA HOLE, AN UMBRELLA STABILIZER, AND A HOLE PLUG.

Details

Overall: 73.75"W × 63.75"D × 30"H | 258 lbs.
Top: 73.75"W × 35.75"D

EARTHTONE



P6RPTBK



P6RPTW



P6RPTWW



P6RPTWWB



P6RPTWWCBR



P6RPTCBR



P6RPTCHB



P6RPTDGB



P6RPTDGS



P6RPTCB



P6RPTPBW



P6RPTPBS

TROPICAL



P6RPTABW

 PREMIUM WOODGRAIN



P6RPTAM



P6RPTAMB



P6RPTBIW



P6RPTCG



P6RPTCGB



P6RPTBZW



P6RPTBZWB



Island Buffet Table

The Island Buffet Table is a beautiful piece to hold your drinks, food, and tableware while entertaining guests. With its sleek, modern design, it will fit into any outdoor or indoor setting. Think of it as our casual, contemporary version of a traditional sideboard.

AVAILABILITY

Stocked	1 Pkg.	Assembly Required
	1 Pkg.	Assembly Required

PAIRS WELL WITH

■ **Any LuxCraft Dining Set**

Details

50"W × 22"D × 36"H | 100 lbs.
Standard without umbrella hole

EARTHTONE



IBTBK



IBTW



IBTWW



IBTWWB



IBTWWCBR



IBTCBR



IBTCHB



IBTDGB



IBTDGS



IBTCB



IBTPBW



IBTPBS

TROPICAL



IBTABW

 PREMIUM WOODGRAIN



IBTAM



IBTAMB



IBTBIW



IBTCG



IBTCGB



IBTBZW



IBTBZWB



Serving Bar

The LuxCraft Serving Bar has shelving for storage and ample countertop space for serving. With seating room for four people, this bar is perfect for entertaining friends. Set a few serving bars side by side to complete your outdoor bar area. It looks great poolside or anywhere you want to offer your guests refreshments.

AVAILABILITY

Stocked	2 Pkgs.	Assembly Required
	2 Pkgs.	Assembly Required

PAIRS WELL WITH

■ **Bar Stools** (p. 162)

Shown with Bar Stools and Lakeside Adirondack Chair in Birch & White

Details

57"W × 29.5"D × 41.75"H | 180 lbs.
Standard without umbrella hole

EARTHTONE



PSBBK



PSBW



PSBWW



PSBWWB



PSBWFCBR



PSBCBR



PSBCHB



PSBDGB



PSBDGS



PSBCB



PSBPBW



PSBPBS

TROPICAL



PSBABW

 PREMIUM WOODGRAIN



PSBAM



PSBAMB



PSBBIW



PSBCG



PSBCGB



PSBBZW



PSBBZWB

Fire Tables

PERFECT FOR ENTERTAINING

Gather friends and family for an evening of cozy warmth and relaxation around a LuxCraft Lumin Fire Table! With just the push of a button, a beautiful, clean-burning, fully adjustable flame appears atop a bed of tempered fire glass gems.





FIRE TABLES



Lumin Fire Pit 46" Round

Feel a sense of togetherness with a design that invites the whole family to gather around. With a simple push-button ignition, it has never been so easy to bring the fun of the campfire to your backyard.

Includes a tempered glass wind guard and clear, tempered fire glass gems. Comes setup for liquid propane but can be converted to natural gas using included conversion kit. For outdoor use only.




ALSO AVAILABLE:
20RSSBC 20" Round Stainless Steel Burner Cover

Details

46"W x 46"D x 25"H | 127 lbs.

AVAILABILITY

Stocked	4 Pkgs.	Assembly Required
	4 Pkgs.	Assembly Required

PAIRS WELL WITH

| Any LuxCraft Deck Chair (p. 98-120)

Shown with Lakeside Adirondack Chairs in Black and 20" Round Stainless Steel Burner Cover

EARTHTONE



LFP46RBK



LFP46RW



LFP46RWW



LFP46RWWB



LFP46RWWCBR



LFP46RCBR



LFP46RCHB



LFP46RDGB



LFP46RDGS



LFP46RCB



LFP46RPBW



LFP46RPBS

TROPICAL



LFP46RABW

 PREMIUM WOODGRAIN



LFP46RAM



LFP46RAMB



LFP46RBIW



LFP46RCG



LFP46RCGB



LFP46RBZW



LFP46RBZWB

FIRE TABLES



Lumin Fire Pit 51" Rectangular

Designed for evenings outdoors, our fire pit effortlessly creates a cozy focal point where you can gather and unwind. Strike up a conversation and warm your spirits with this simple, contemporary design.

Includes a tempered glass wind guard and clear, tempered fire glass gems. Comes setup for liquid propane but can be converted to natural gas using included conversion kit. For outdoor use only.



ALSO AVAILABLE:
1224SSBC 12" x 24" Stainless Steel Burner Cover

Details

51.5"W x 38.5"D x 24"H | 172 lbs.

AVAILABILITY

Stocked	4 Pkgs.	Assembly Required
	3 Pkgs.	Assembly Required

PAIRS WELL WITH

■ **Any LuxCraft Deck Chair** (p. 98-120)

Shown with Royal Adirondack Chair in Brazilian Walnut & Black

EARTHTONE



LFP51RBK



LFP51RW



LFP51RWW



LFP51RWWB



LFP51RWCBR



LFP51RCBR



LFP51RCHB



LFP51RDGB



LFP51RDGS



LFP51RCB



LFP51RPBW



LFP51RPBS

TROPICAL



LFP51RABW

 PREMIUM WOODGRAIN



LFP51RAM



LFP51RAMB



LFP51RBIW



LFP51RCG



LFP51RCGB



LFP51RBZW



LFP51RBZWB

FIRE TABLES



Lumin Fire Table 60" Round

This elegant fire table allows you to enhance your outdoor seating capacity without overwhelming your space. From cozy dinners to larger celebrations, the round design ensures that everyone can join the conversation.

Includes a tempered glass wind guard and clear, tempered fire glass gems. Comes setup for liquid propane but can be converted to natural gas using included conversion kit. For outdoor use only.




ALSO AVAILABLE:
20RSSBC 20" Round Stainless Steel Burner Cover

Details

Dining Height: 60"W x 60"D x 30"H | 189 lbs.
Counter Height: 60"W x 60"D x 36"H | 204 lbs.
Bar Height: 60"W x 60"D x 42"H | 215 lbs.

AVAILABILITY

Stocked	4 Pkgs.	Assembly Required
	4 Pkgs.	Assembly Required

PAIRS WELL WITH

| Any LuxCraft Dining Chair (p. 134-152)

Shown with Island Side Chairs in Cedar & Black at Counter Height and Elite Planter 22" in Black

EARTHTONE



LFT60RBK



LFT60RW



LFT60RWW



LFT60RWWB



LFT60RWWCBB



LFT60RCBB



LFT60RCHB



LFT60RDGB



LFT60RDGS



LFT60RCB




LFT60RPBW



LFT60RPBS

TROPICAL



LFT60RABW

 PREMIUM WOODGRAIN



LFT60RAM



LFT60RAMB



LFT60RBIW



LFT60RCG



LFT60RCGB



LFT60RBZW



LFT60RBZWB

AVAILABLE HEIGHTS



DINING
HEIGHT



COUNTER
HEIGHT



BAR
HEIGHT



Lumin Fire Table 62" Rectangular

This outdoor fire table is versatile enough to serve as a bar, serving area, or dining table. A perfect fit for nearly any outdoor setting, it will become the centerpiece of all of your evening get-togethers.

Includes a tempered glass wind guard and clear, tempered fire glass gems. Comes setup for liquid propane but can be converted to natural gas using included conversion kit. For outdoor use only.



ALSO AVAILABLE:
1224SSBC 12" x 24" Stainless Steel Burner Cover

Details

Dining Height: 62.5"W x 49.5"D x 30"H | 229 lbs.
Counter Height: 62.5"W x 49.5"D x 36"H | 244 lbs.
Bar Height: 62.5"W x 49.5"D x 42"H | 258 lbs.

AVAILABILITY

Stocked	4 Pkgs.	Assembly Required
	4 Pkgs.	Assembly Required

PAIRS WELL WITH

| Any LuxCraft Dining Chair (p.134-152)

Shown with Island Side Chairs in Antique Mahogany & Black at Bar Height

EARTHTONE



LFT62RBK



LFT62RW



LFT62RWW



LFT62RWWB



LFT62RWWCBR



LFT62RCBR



LFT62RCHB



LFT62RDGB



LFT62RDGS



LFT62RCB



LFT62RPBW



LFT62RPBS

TROPICAL



LFT62RABW

 PREMIUM WOODGRAIN



LFT62RAM



LFT62RAMB



LFT62RBIW



LFT62RCG



LFT62RCGB



LFT62RBZW



LFT62RBZWB

AVAILABLE HEIGHTS



DINING
HEIGHT



COUNTER
HEIGHT



BAR
HEIGHT

FIRE TABLES



Lumin Fire Table 79" Rectangular

Make more room for memorable evenings under the stars with our largest fire table design. Enjoy a beautiful, clean-burning flame with just a push of a button, allowing you to let the party linger just a little longer. Available in Dining, Counter, and Bar height.

Includes a tempered glass wind guard and clear, tempered fire glass gems. Comes setup for liquid propane but can be converted to natural gas using included conversion kit. For outdoor use only.



ALSO AVAILABLE:
1242SSBC 12" x 42" Stainless Steel Burner Cover

Details

Dining Height: 79.25"W x 49.5"D x 30"H | 291 lbs.
Counter Height: 79.25"W x 49.5"D x 36"H | 311 lbs.
Bar Height: 79.25"W x 49.5"D x 42"H | 330 lbs.

AVAILABILITY

Stocked	4 Pkgs.	Assembly Required
	4 Pkgs.	Assembly Required

PAIRS WELL WITH

| Any LuxCraft Dining Chair (p. 134-152)

Shown with Island Side Chairs in Weatherwood & Chestnut Brown at Dining Height and 6' Rectangular Picnic Table in Birch & White.

EARTHTONE



LFT79RBK



LFT79RW



LFT79RWW



LFT79RWWB



LFT79RWWCBR



LFT79RCBR



LFT79RCHB



LFT79RDGB



LFT79RDGS



LFT79RCB



LFT79RPBW



LFT79RPBS

TROPICAL



LFT79RABW



PREMIUM WOODGRAIN



LFT79RAM



LFT79RAMB



LFT79RBIW



LFT79RCG



LFT79RCGB



LFT79RBZW



LFT79RBZWB

AVAILABLE HEIGHTS



DINING
HEIGHT



COUNTER HEIGHT



BAR
HEIGHT

Accessories

THE FINISHING TOUCH FOR YOUR OUTDOOR SPACE.

Complete the look and feel of your outdoor living area with beautiful and practical accents that enhance your LuxCraft pieces. Our accessories feature the same durable poly materials as our furniture, providing both style and functionality to enjoy a cold drink or get lost in your favorite book.







Island End Table

The sleek, modern design of the Island End Table complements any style of furniture, making it the perfect addition to your outdoor setting. Choose the color that fits your taste, and you're all set to create the backyard you've been dreaming of!

AVAILABILITY

Stocked	1 Pkg.	Assembly Required
	1 Pkg.	Assembly Required

*Shown with 2' Plain Bench
in Coastal Gray.*

Details

22"W x 22"D x 22"H | 30 lbs.

EARTHTONE



IETBK



IETW



IETWW



IETWWB



IETWWCBR



IETCBR



IETCHB



IETDGB



IETDGS



IETCB



IETPBW



IETPBS

TROPICAL



IETABW

 PREMIUM WOODGRAIN



IETAM



IETAMB



IETBIW



IETCG



IETCGB



IETBZW



IETBZWB



End Table

This traditional End Table gives you a place to rest your drink or book. Pair it with any LuxCraft pieces to create a comfortable outdoor area for everyday relaxation.

AVAILABILITY

Stocked	1 Pkg.	Assembly Required
	1 Pkg.	Assembly Required

Shown with 2' Adirondack Swivel Glider in Coastal Gray & Black, Stationary Cup Holder in Black, and 15" Toss Pillow in Canvas

Details

24"W x 16.5"D x 18.5"H | 23 lbs.

EARTHTONE



PETBK



PETW



PETWW



PETWWB



PETWWCBR



PETCBR



PETCHB



PETDGB



PETDGS



PETCB



PETPBW



PETPBS

TROPICAL



PETABW

 PREMIUM WOODGRAIN



PETAM



PETAMB



PETBIW



PETCG



PETCGB



PETBZW



PETBZWB



Deluxe End Table

The Deluxe End Table is a functional and stylish piece that works well next to a glider or in between a pair of deck chairs. Low-maintenance materials mean it can be left outside all year long.

AVAILABILITY

Stocked	1 Pkg.	Assembly Required
	1 Pkg.	Assembly Required

Shown with Grandpa's Rocker in Antique Mahogany and 15" Toss Pillow in Canvas

Details

21"W x 21"D x 22"H | 23 lbs.

EARTHTONE



PDETBK



PDETW



PDETTW



PDETTWB



PDETTWCBR



PDETCBR



PDETCRB



PDETDGB



PDETDGS



PDETCB



PDETPBW



PDETPBS

TROPICAL



PDETR



PDETRB



PDETRW



PDETT



PDETTB



PDETTW



PDETY



PDETYB



PDETYW



PDETLG



PDETLGB



PDETLGW



PDETB



PDETTB



PDETBW



PDETAB



PDETABB



PDETABW

 PREMIUM WOODGRAIN



PDETTAM



PDETTAMB



PDETTBIW



PDETTG



PDETTGB



PDETTBZW



PDETTBZWB



Deluxe End Table 28"

The Deluxe End Table 28" is designed to complement any Counter Height chair and is the perfect height for our Adirondack Balcony Chairs and Balcony Gliders. When you need an extra couple of inches to make for a comfortable fit, this is the way to go!

AVAILABILITY

Stocked	1 Pkg.	Assembly Required
	1 Pkg.	Assembly Required

Shown with 2' Adirondack Balcony Glider Chair and 4' Adirondack Balcony Glider in Cherrywood & Black

Details

21"W x 21"D x 28"H | 24 lbs.

EARTHTONE



PDET28BK



PDET28W



PDET28WW



PDET28WWB



PDET28WWCBB



PDET28CBB



PDET28CHB



PDET28DGB



PDET28DGS



PDET28CB



PDET28PBW



PDET28PBS

TROPICAL



PDET28RB



PDET28RW



PDET28TB



PDET28TW



PDET28YB



PDET28YW



PDET28LGB



PDET28LGW



PDET28BB



PDET28BW



PDET28ABB



PDET28ABW

 PREMIUM WOODGRAIN



PDET28AM



PDET28AMB



PDET28BIW



PDET28CG



PDET28CGB



PDET28BZW




PDET28BZWB



Balcony Tete-a-Tete Table

The perfect companion to a pair of our Adirondack Balcony Chairs, LuxCraft's Balcony Tete-a-Tete Table offers a simple and practical design. Now you can keep your book, snacks, and beverages nearby as you take in the beauty of the outdoors.

AVAILABILITY

Stocked	1 Pkg.	Assembly Required
	1 Pkg.	Assembly Required

PAIRS WELL WITH

Adirondack Balcony Chair (p. 134)

Umbrella (p. 256)

Shown with Adirondack Balcony Chairs in Coastal Gray and 15" Toss Pillows in Tranquil Sage



COMES STANDARD WITH AN UMBRELLA HOLE AND A HOLE PLUG.

Details

20.25"W × 16.5"D × 4.75"H | 11 lbs.

EARTHTONE



BTTBK



BTTW



BTTWW



BTTWWB



BTTWWCBR



BTTCBR



BTTCHB




BTTDGB




BTTDGS



BTTCB



BTTPBW



BTTPBS

TROPICAL



BTTRB



BTTRW



BTTTB



BTTTW



BTTYB



BTTYW



BTTLGB



BTTLGW



BTTBB



BTTBW



BTTABB



BTTABW

 PREMIUM WOODGRAIN



BTTAM



BTTAMB



BTTBIW



BTTCG



BTTCGB



BTTBZW



BTTBZWB



THE BALCONY TETE-A-TETE TABLE COMES STANDARD WITH A BOTTOM SUPPORT PIECE FOR ADDED STABILITY FOR AN UMBRELLA.



Island Coffee Table

The sleek, modern profile of the Island Coffee Table makes it the perfect addition to your casual outdoor setting. Gather your guests together for a board game or display your decorative accent pieces.

AVAILABILITY

Stocked	1 Pkg.	Assembly Required
	1 Pkg.	Assembly Required

Shown with Lanai Deep Seating Sofa in Antique Mahogany with Canvas Cushions

Details

39"W × 22"D × 18"H | 47 lbs.

EARTHTONE



ICTBK



ICTW



ICTWW



ICTWWB



ICTWWCBR



ICTCBR



ICTCHB



ICTDGB



ICTDGS



ICTCB



ICTPBW



ICTPBS

TROPICAL



ICTABW

 PREMIUM WOODGRAIN



ICTAM



ICTAMB



ICTBIW



ICTCG



ICTCGB



ICTBZW



ICTBZWB



Coffee Table

Let our LuxCraft Coffee Table be the focal point of your seating area. Versatile enough to pair with many styles of poly furniture, it can help unify your outdoor gathering space. Add a fresh floral arrangement or a favorite snack, and the seats will fill up quickly.

AVAILABILITY

Stocked	1 Pkg.	Assembly Required
	1 Pkg.	Assembly Required

Shown with 4' Classic Bench in Weatherwood & Chestnut Brown

Details

36"W × 16.5"D × 18.5"H | 34 lbs.

EARTHTONE



PCTBK



PCTW



PCTWW



PCTWWB



PCTWWCBR



PCTCBR



PCTCHB



PCTDGB



PCTDGS



PCTCB



PCTPBW



PCTPBS

TROPICAL



PCTABW

 PREMIUM WOODGRAIN



PCTAM



PCTAMB



PCTBIW



PCTCG



PCTCGB



PCTBZW



PCTBZWB



Deluxe Conversation Table

The Deluxe Conversation Table is a low, round table designed as a gathering place for friends and family. Place it in the center of your favorite LuxCraft chairs or gliders, and get ready to make memories that will last a lifetime!

AVAILABILITY

Stocked	1 Pkg.	Assembly Required
	1 Pkg.	Assembly Required

Shown with Lanai Deep Seating Sectional and Ottoman in Coastal Gray with Canvas Cushions, 19" Throw Pillows in Spectrum Carbon and Seasalt, 15" Toss Pillows in Tranquil Sage, and Elite Planter (26") in Black

Details

43"W × 43"D × 20"H | 99 lbs.

EARTHTONE



PDCTBK



PDCTW



PDCTWW



PDCTWWB



PDCTWWCBR



PDCTCBR



PDCTCHB



PDCTDGB



PDCTDGS



PDCTCB



PDCTPBW



PDCTPBS

TROPICAL



PDCTR



PDCTRB



PDCTRW



PDCTT



PDCTTB



PDCTTW



PDCTY



PDCTYB



PDCTYW



PDCTLG



PDCTLGB



PDCTLGW



PDCTB



PDCTBB



PDCTBW



PDCTAB



PDCTABB



PDCTABW

 PREMIUM WOODGRAIN



PDCTAM



PDCTAMB



PDCTBIW



PDCTCG



PDCTCGB



PDCTBZW



PDCTBZWB



Glider Footrest

LuxCraft Glider Footrests are designed to move in tandem with your glider for maximum comfort. Prop your feet up at the end of a long, hard day and experience a new level of rest and relaxation.

Details

22"W x 21.5"D x 14"H | 34 lbs.

AVAILABILITY

Stocked	1 Pkg.	Fully Assembled
	1 Pkg.	Fully Assembled

PAIRS WELL WITH

- 2' Glider Chairs (p. 38; 52; 66; 80)
- 2' Swivel Gliders (p. 42; 56; 70)

Shown with 2' Classic Glider Chair in Dove Gray & Black, and 4' Plain Glider and Island End Table in Black

EARTHTONE



PGFBK



PGFW



PGFWW



PGFWWB



PGFWWCBR



PGFCBR



PGFCHB



PGFDGB



PGFDGS



PGFCB



PGFPBW



PGFPBS

TROPICAL



PGFRB



PGFTB



PGFYB




PGFLGB



PGFBB



PGFABB



PGFABW

 PREMIUM WOODGRAIN



PGFAM



PGFAMB



PGFBIW



PGFCG



PGFCGB



PGFBZW



PGFBZWB



Deluxe Adirondack Footrest

Love Adirondack chairs but wish you could prop up your feet, too? Problem solved! This footrest is a simple way to convert your chairs to relaxing lounge seating.

AVAILABILITY

Stocked	1 Pkg.	Assembly Required
	1 Pkg.	Assembly Required

PAIRS WELL WITH

- Deluxe Adirondack Chair** (p. 104)
- Folding Adirondack Chair** (p. 110)

Shown with Deluxe Adirondack Chair in Aruba Blue & White and End Table in White

Details

23.25"W × 17.5"D × 14"H | 16 lbs.

EARTHTONE



TROPICAL



 PREMIUM WOODGRAIN





Cup Holder (Stationary)

While you're relaxing, why not enjoy a morning cup of coffee or a refreshing iced tea? Our Stationary Cup Holder will fit onto any LuxCraft glider, bench, or deck chair*, preventing spills and ensuring your beverage is always within reach.

* Does not fit Grandpa's Rocker.

AVAILABILITY

Stocked	1 Pkg.	Assembly Required
	1 Pkg.	Assembly Required

Shown with Lounge Chair in Black

Details

Overall: 5"W x 7"D x 3"H | 1 lb.
Opening Diameter: 3.25"

No additional shipping charge when drop-shipped via FedEx with a glider, bench, or deck chair

EARTHTONE



PSCHBK



PSCHW



PSCHWW



PSCHCBR




PSCHCW



PSCHDG



PSCHC



PSCHPB

TROPICAL



PSCHR



PSCHT



PSCHY



PSCHLG



PSCHB



PSCHAB


 PREMIUM WOODGRAIN



PSCHAM



PSCHBI



PSCHCG



PSCHBZW



Cup Holder (Slideout)

Take convenience to the next level with this handy Slideout Cup Holder. When you're finished with your beverage, the cup holder slides under the armrest for hidden storage.

AVAILABILITY

Stocked	1 Pkg.	Assembly Required
	1 Pkg.	Assembly Required

Shown with 2' Adirondack Swivel Glider in Black

Details

Overall: 5.25"W × 14"D × 3"H | 2 lbs.
Opening Diameter: 3.25"

No additional shipping charge when drop-shipped via FedEx with a glider

EARTHTONE



PCHBK



PCHW



PCHWW



PCHWWB



PCHWWCBB



PCHCBB



PCHCHB




PCHDGB




PCHDGS



PCHCB



PCHPBW



PCHPBS

TROPICAL



PCHABW

 PREMIUM WOODGRAIN



PCHAM



PCHAMB



PCHBIW



PCHCG



PCHCGB



PCHBZW



PCHBZWB



Elite Planter

Available in three sizes, LuxCraft's Elite Planter features a tapered profile that dresses up any front porch or back patio. A removable liner with drainage openings makes this planter an easy way to give your outdoor area the finishing touch it deserves.

AVAILABILITY

Stocked	1 Pkg.	Fully Assembled
	1 Pkg.	Fully Assembled

Details

18" : 16.75"W × 16.75"D × 18"H | 21 lbs. | 3 Gallons
 22" : 19.25"W × 19.25"D × 22"H | 32 lbs. | 4.5 Gallons
 26" : 23.75"W × 23.75"D × 26"H | 46 lbs. | 8.75 Gallons
 Liner included

EARTHTONE



EPBK



EPW



EPWW



EPCBR



EPS

 PREMIUM WOODGRAIN



EPAM



EPBI



EPCG



EPBZW

AVAILABLE SIZES



EP18



EP22



EP26



24" Square Planter

A handsome addition to any outdoor space, the LuxCraft 24" Square Planter is perfect for flower arrangements or dwarf trees. Both liner and planter have holes in the bottom for drainage. The 24" Square Planter comes with an 18" removable brown liner with a dry soil capacity of 8.75 gallons.

AVAILABILITY

Stocked	1 Pkg.	Fully Assembled
	1 Pkg.	Fully Assembled

Shown with Deluxe Adirondack Chair in Red

Details

24"W x 24"D x 19"H | 49 lbs.
Liner included

EARTHTONE



P24SPBK



P24SPW



P24SPWW



P24SPWWB



P24SPWWCBB



P24SPCBB



P24SPCHB



P24SPDGB



P24SPDGS



P24SPCB



P24SPPBW



P24SPPBS

TROPICAL



P24SPABW

 PREMIUM WOODGRAIN



P24SPAM



P24SPAMB



P24SPBIW



P24SPCG



P24SPCGB



P24SPBZW



P24SPBZWB



15" Square Planter

A handsome addition to any outdoor space, the LuxCraft 15" Square Planter is perfect for flower arrangements or dwarf trees. Both liner and planter have holes in the bottom for drainage. The 15" Square Planter comes with a 12" removable terracotta-colored liner with a dry soil capacity of 3 gallons.

AVAILABILITY

Stocked	1 Pkg.	Fully Assembled
	1 Pkg.	Fully Assembled

Details

17"W x 17"D x 13"H | 23 lbs.
Liner included

EARTHTONE



P15SPBK



P15SPW



P15SPWW



P15SPWWB



P15SPWWCBR



P15SPCBR



P15SPCHB



P15SPDGB



P15SPDGS



P15SPCB



P15SPPBW



P15SPPBS

TROPICAL



P15SPABW

 PREMIUM WOODGRAIN



P15SPAM



P15SPAMB



P15SPBIW



P15SPCG



P15SPCGB



P15SPBZW



P15SPBZWB



Trash Can

Need a trash solution for your outdoor kitchen, business, or city park? Our poly trash can is an economical way to keep your space clean and beautiful.

AVAILABILITY

Stocked	3 Pkgs.	Assembly Required
	2 Pkgs.	Assembly Required

ALL POLY TRASH CANS COME WITH A 32-GALLON LINER, WHICH IS EASILY ACCESSED VIA THE REMOVABLE BACK.



Details

30.5"W × 30.5"D × 44"H | 120 lbs.

Liner included

*Liner not included when drop-shipped via FedEx

EARTHTONE



PTCBK



PTCW



PTCWW



PTCWWB



PTCWWCBB



PTCCBB



PTCCHB



PTCDGB



PTCDGS



PTCCB



PTCPBW



PTCPBS

TROPICAL



PTCABW

 PREMIUM WOODGRAIN



PTCAM



PTCAMB



PTCBIW



PTCCG



PTCCGB



PTCBZW



PTCBZWB



A-Frame Vinyl Swing Stand

The A-Frame Vinyl Swing Stand is a simple yet elegant swing stand for 4' and 5' swings. Available in two colors, this stand lets you enjoy your swing anywhere in your backyard—on concrete or in the grass. This low-maintenance accessory will not rot, crack, or peel.

AVAILABILITY

Stocked	1 Pkg.	Assembly Required
	1 Pkg.	Assembly Required

Shown with 4' Classic Swing in White, 4' Cushion in Spectrum Indigo, and 15" Toss Pillow in Foster Metallic.

Details

86.25"W × 61.75"D × 78.5"H | 163 lbs.
 Fits 4' and 5' swings
 Swing hangers premounted on top beam



VAFC



VAFW



Classic Vinyl Swing Stand

Create your own hideaway with our Classic Vinyl Swing Stand. Train your morning glories to spread through the vinyl framework or display your hanging baskets in the side openings. This low-maintenance piece will not rot, crack, or peel.

AVAILABILITY

Stocked	4 Pkgs.	Assembly Required
	4 Pkgs.	Assembly Required


Shown with 5' Adirondack Swing in Weatherwood & Black

Details

Overall: 108"W × 64"D × 91"H | 368 lbs.
 Inside Opening: 76"W × 40"D × 76"H
 Fits 4' and 5' swings
 Swing hangers premounted on top beam



CVSSC



CVSSW

Cushions, Fabrics & Umbrellas

A WORLD OF COLOR & COMFORT

Make your outdoor seating area even more special with cushions, fabrics, and umbrellas designed to complement your favorite LuxCraft furniture. Choose from over 20 colors and patterns for cushions, along with stylish umbrellas for shade, to create a space that's only limited by your imagination.







NEW for 2026



F
FLAX



MB
MINERAL BLUE

Cushions

We're pleased to offer cushions and umbrellas featuring fabric from Sunbrella®, a leading supplier of fabric for outdoor use. The high-quality materials are specially manufactured to withstand the elements.

AVAILABILITY

Stocked		Fully Assembled
	1 Pkg.	Fully Assembled



BT
BERENSON TUXEDO



BR
BRANNON REDWOOD



B
BUTTERCUP



C
CANVAS



CB
CAST BREEZE



CS
CULTIVATE STONE



F
FLAX



FM
FOSTER METALLIC



GM
GATEWAY MIST



G
GINKGO



LR
LOGO RED



LI
LUXE INDIGO



M
MELON



MC
MILANO CHARCOAL



MB
MINERAL BLUE



PG
PEYTON GRANITE



S
SEASALT



SHC
SHORE CLASSIC



SS
SOLANA SEAGULL



SC
SPECTRUM CARBON



SD
SPECTRUM DOVE



SI
SPECTRUM INDIGO



TS
TRANQUIL SAGE

SOFT GOODS



A

B



C



D



E

F

A. 15" Toss Pillow (15TP)

15"W x 15"H

FITS:

- All furniture

B. 5' Cushion (5SC)

60"W x 18"D x 2"H

FITS:

- 5' Gliders
- 5' Swings

C. 19" Throw Pillow (19TP)

19"W x 19"H

FITS:

- All furniture

D. 4' Cushion (4SC)

48"W x 18"D x 2"H

FITS:

- 4' Gliders
- 4' Swings
- 4' Benches

E. Neck Pillow (NP)

16"W x 5"Diameter

FITS:

- Most furniture

F. Lumbar Pillow (LP)

18"W x 12"H

FITS:

- All furniture



G. Dining Chair Cushion (DCSC)

19"W x 17"D x 2"H

FITS:

- Classic Side Chairs
- Classic Arm Chairs
- Island Side Chairs
- Lakeside Adirondack Chairs
- Adirondack Arm Chairs
- Adirondack Side Chairs
- Urban Arm Chairs
- Urban Side Chairs
- Urban Swivel Chair

H. 2' Cushion (2SC)

23"W x 18"D x 2"H

FITS:

- 2' Gliders
- 2' Swivel Gliders
- 2' Benches
- Adirondack Balcony Chairs
- Adirondack Swivel Chairs
- Urban Adirondack Chairs
- Deluxe Adirondack Chairs
- Royal Adirondack Chairs
- Folding Adirondack Chairs
- Comfort Rockers
- Grandpa's Rockers
- Porch Rockers

I. Lounge Cushion (LC)

24"W x 42/37"D x 2"H

FITS:

- Lounge Chairs
- Urban Chaise Lounge

J. 72" Café Bench Cushion (72CBC)

72"W x 13"D x 2"H

FITS:

- Café Dining Bench (72")

K. 41" Café Bench Cushion (41CBC)

41"W x 13"D x 2"H

FITS:

- Café Dining Bench (41")



Umbrella

Featuring an aluminum Treasure Garden frame and Sunbrella® fabric, this umbrella is extremely durable as well as beautiful. Crank the handle clockwise to open the umbrella to its fully open position. To tilt, continue to turn the crank to the desired angle.

Also Available:

UFE Umbrella Frame Extension
For Use with Counter and Bar Height Double Pedestal Tables

Details

Aluminum, Sunbrella® fabric
8.5'H x 9' Diameter | 16 lbs.
45" Extension available

AVAILABILITY

Stocked	2 Pkgs.	Assembly Required
	1 Pkg.	Assembly Required

UMBRELLA FRAME COLORS



B
Black

W
White

Shown with Lounge Chairs and Stationary Cup Holder in Black and 15" Toss Pillows in Tranquil Sage and Seasalt

UMBRELLA COLORS



9MUBT



9MUBR



9MUB



9MUC



9MUCB



9MUCS



9MUF



9MUFM



9MUGM



9MUG



9MULR



9MUM



9MUMC



9MUMB



9MUPG



9MUS



9MUSHC



9MUSS



9MUSC



9MUSD



9MUSI



9MUTS

UMBRELLA COVER COLORS



BT

Berenson Tuxedo



BR

Brannon Redwood



B

Buttercup



C

Canvas



CB

Cast Breeze



CS

Cultivate Stone



F

Flax



FM

Foster Metallic



GM

Gateway Mist




G

Ginkgo




LR

Logo Red



M

Melon



MC

Milano Charcoal



MB

Mineral Blue



PG

Peyton Granite



S

Seasalt




SHC

Shore Classic



SS

Solana Seagull



SC

Spectrum Carbon



SD

Spectrum Dove



SI

Spectrum Indigo



TS

Tranquil Sage



©Copyright 2026. LuxCraft



1221 County Road 144 | Sugarcreek, OH 44681
Phone 330.852.1036 | Fax 330.852.4409
sales@luxcraft.com

Monday - Thursday 6:00 am - 4:00 pm, Friday 6:00 am - 3:00 pm

