

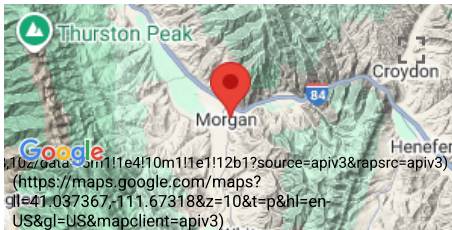
Select a District or School



MORGAN DISTRICT

2022-2023 (<https://reportcard.schools.utah.gov/District/Profile?DistrictID=795&schoolyearendyear=2023>) | 2023-2024
(<https://reportcard.schools.utah.gov/District/Profile?DistrictID=795&schoolyearendyear=2024>) | **2024-2025**

PROFILE



- 240 East Young Street
Morgan, UT 84050
- (801) 829-3411
- www.morgansd.org (<http://www.morgansd.org>)

OVERVIEW

DISTRICT SUPERINTENDENT

Andrew Jensen

NUMBER OF SCHOOLS

5

TOTAL STUDENT ENROLLMENT

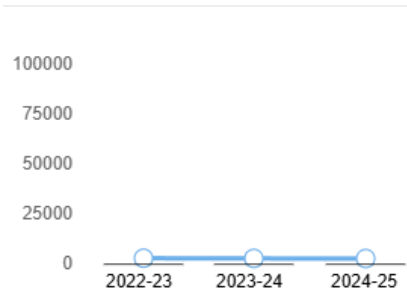
3,120

MAILING ADDRESS


240 East Young Street
Morgan, UT 84050

STUDENT ENROLLMENT

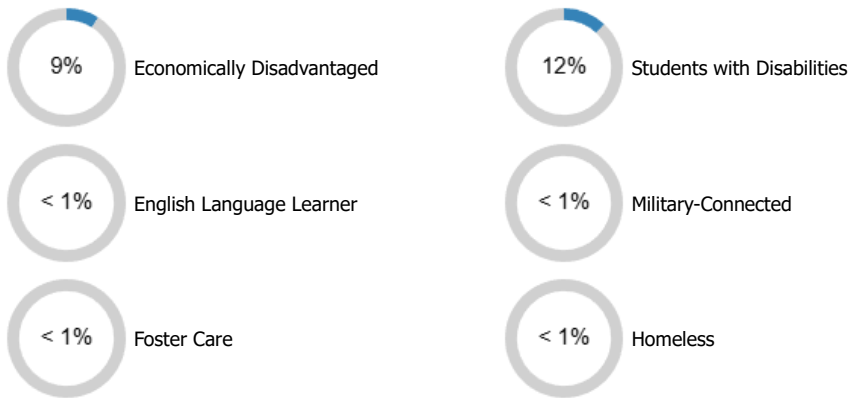
STUDENT ENROLLMENT OVER TIME



POPULATION BY RACE/ETHNICITY



POPULATION BY STUDENT GROUPS



TEACHER EXPERIENCE

TEACHERS' YEARS OF EXPERIENCE



Teacher Retention ⓘ	68 %
Temporary Credentials ⓘ	11 %
Out-of-Field ⓘ	11 %

ALL SCHOOLS IN THE DISTRICT

Showing 1 to 5 of 5 entries

DISTRICT NAME	NUMBER OF STUDENTS
Morgan High (/School/OverallPerformance?SchoolID=799&DistrictID=795&SchoolNbr=704&SchoolLevel=HS&IsSplitSchool=0&schoolyearendyear=2025)	1140
Morgan Middle (/School/OverallPerformance?SchoolID=798&DistrictID=795&SchoolNbr=304&SchoolLevel=K8&IsSplitSchool=0&schoolyearendyear=2025)	493
Morgan School (/School/OverallPerformance?SchoolID=797&DistrictID=795&SchoolNbr=104&SchoolLevel=K8&IsSplitSchool=0&schoolyearendyear=2025)	557
Mountain Green Middle (/School/OverallPerformance?SchoolID=186583&DistrictID=795&SchoolNbr=305&SchoolLevel=K8&IsSplitSchool=0&schoolyearendyear=2025)	497
Mountain Green School (/School/OverallPerformance?SchoolID=185880&DistrictID=795&SchoolNbr=106&SchoolLevel=K8&IsSplitSchool=0&schoolyearendyear=2025)	433

Show 10 entries

[Previous](#)

1

Next

Utah State Board of Education

250 East 500 South

Salt Lake City, Utah, 84111-3204

Phone: (801) 538-7500






[!\[\]\(f7b714d14530378130f0e572cadf16a6_img.jpg\) \(https://www.](https://www.youtube.com/channel/UC8XmG1B1B)

Version 8.2

Select a District or School



MORGAN SCHOOL

2022-2023 ([https://reportcard.schools.utah.gov/School/OverallPerformance?](https://reportcard.schools.utah.gov/School/OverallPerformance?SchoolID=797&DistrictID=795&SchoolNbr=104&SchoolLevel=K8&IsSplitSchool=0&schoolyearendyear=2023)

SchoolID=797&DistrictID=795&SchoolNbr=104&SchoolLevel=K8&IsSplitSchool=0&schoolyearendyear=2023) | 2023-2024

([https://reportcard.schools.utah.gov/School/OverallPerformance?](https://reportcard.schools.utah.gov/School/OverallPerformance?SchoolID=797&DistrictID=795&SchoolNbr=104&SchoolLevel=K8&IsSplitSchool=0&schoolyearendyear=2024)

SchoolID=797&DistrictID=795&SchoolNbr=104&SchoolLevel=K8&IsSplitSchool=0&schoolyearendyear=2024) | **2024-2025**

OVERALL PERFORMANCE (K8)

Parents are critical partners in a school's success. Just as your child's report card shows how your child is performing, this school report card shows you how your child's school is performing in multiple areas. It is designed to show the school's strengths and areas in need of improvement in order to ensure Utah schools are meeting the needs of all students. To learn more, see Frequently Asked Questions. (</Documents/SchoolReportCardFAQ2022.pdf>)

HOW IS THE STATE PERFORMING IN EACH COMPONENT?

PARTICIPATION RATE: 100.0%

View Details

(</School/ParticipationRate/?StateID=99&SchoolID=797&DistrictID=795&SchoolNbr=104&SchoolLevel=K8&IsSplitSchool=0&schoolyearendyear=2025>)


ACHIEVEMENT

English Language Arts

Mathematics

Science

View Details

(</School/Achievement/?StateID=99&SchoolID=797&DistrictID=795&SchoolNbr=104&SchoolLevel=K8&IsSplitSchool=0&schoolyearendyear=2025>)


GROWTH

English Language Arts

Mathematics

Science

Growth of Lowest 25%

View Details

(</School/Growth/?StateID=99&SchoolID=797&DistrictID=795&SchoolNbr=104&SchoolLevel=K8&IsSplitSchool=0&schoolyearendyear=2025>)

49.8%	49.8%	Average
67.4%	45.5%	Low
60.7%	ND	—
	62.5%	Average



ENGLISH LEARNER PROGRESS

English Learners' Adequate Progress

ND

English Learners Reaching Proficiency

ND



EARLY LITERACY

Students Reading on Grade Level

Students Making Typical or Better Progress

View Details

(</School/EarlyLiteracy/?StateID=99&SchoolID=797&DistrictID=795&SchoolNbr=104&SchoolLevel=K8&IsSplitSchool=0&schoolyearendyear=2025>)

StateID=99&SchoolID=797&DistrictID=795&SchoolNbr=104&SchoolLevel=K8&IsSplitSchool=0&schoolyearendyear=2025)

HOW IS THE SCHOOL PERFORMING ON
OTHER MEASURES OF SCHOOL
QUALITY? (UNSCORED)

SELF REPORTED INDICATORS

School Accountability

OTHER MEASURES (UNSCORED)

Consistent Attendance

[View Details](#) (../School/SelfReported/?StateID=99&SchoolID=797&DistrictID=795&SchoolNbr=104&SchoolYear=2025)

[View Details](#) (../School/Unscored/?StateID=99&SchoolID=797&DistrictID=795&SchoolNbr=104&SchoolYear=2025)

HOW ARE INDICATORS WEIGHTED IN
THE ACCOUNTABILITY SYSTEM?

POINTS WEIGHTED TO OVERALL SCORE



Achievement	37% (56 points possible) 66 points earned
Growth	37% (56 points possible) 27 points earned
English Learner Progress	9% (13 points possible) NA
Growth of the Lowest 25%	17% (25 points possible) 16 points earned

[View more info on the system > \(/Documents/SchoolAccountabilityInfographic2019.pdf\)](#)

[View more info on the calculation > \(https://www.schools.utah.gov/assessment/resources\)](#)

[View the District Report \(../District/Profile/?StateID=99&DistrictID=795&schoolyear=2025\)](#) for this school or the [State Report \(../State/Profile/?StateID=99&schoolyear=2025\)](#).

Utah State Board of Education
250 East 500 South
Salt Lake City, Utah, 84111-3204
Phone: (801) 538-7500

[Facebook](#) [Twitter](#) [YouTube](#) [Website](#)
(https://www.facebook.com/utahschools) (https://twitter.com/utahschools) (https://www.youtube.com/user/utahschools) (https://www.schools.utah.gov/assessment/resources)

Version 8.2

Select a District or School



MORGAN HIGH

2022-2023 (<https://reportcard.schools.utah.gov/School/OverallPerformance?SchoolID=799&DistrictID=795&SchoolNbr=704&SchoolLevel=HS&IsSplitSchool=0&schoolyearendyear=2023>) | 2023-2024
(<https://reportcard.schools.utah.gov/School/OverallPerformance?SchoolID=799&DistrictID=795&SchoolNbr=704&SchoolLevel=HS&IsSplitSchool=0&schoolyearendyear=2024>) | **2024-2025**

OVERALL PERFORMANCE (HS)

Parents are critical partners in a school's success. Just as your child's report card shows how your child is performing, this school report card shows you how your child's school is performing in multiple areas. It is designed to show the school's strengths and areas in need of improvement in order to ensure Utah schools are meeting the needs of all students. To learn more, see Frequently Asked Questions. (</Documents/SchoolReportCardFAQ2022.pdf>)

HOW IS THE STATE PERFORMING IN EACH COMPONENT?

PARTICIPATION RATE: 71.9%

View Details

(</School/ParticipationRate/?StateID=99&SchoolID=799&DistrictID=795&SchoolNbr=704&SchoolLevel=HS&IsSplitSchool=0&schoolyearendyear=2025>)


ACHIEVEMENT

English Language Arts
Mathematics
Science

View Details

(</School/Achievement/?StateID=99&SchoolID=799&DistrictID=795&SchoolNbr=704&SchoolLevel=HS&IsSplitSchool=0&schoolyearendyear=2025>)


GROWTH

English Language Arts	58.8%	55.1%	High
Mathematics	48.1%	43.5%	Low
Science	51.6%	48.2%	Average
Growth of Lowest 25%		58.4%	Average

View Details

(</School/Growth/?StateID=99&SchoolID=799&DistrictID=795&SchoolNbr=704&SchoolLevel=HS&IsSplitSchool=0&schoolyearendyear=2025>)


ENGLISH LEARNER PROGRESS

English Learners' Adequate Progress ND
English Learners Reaching Proficiency ND



POSTSECONDARY READINESS

ACT 18+
4-Year Graduation Rate
Readiness Coursework

View Details

(</School/PostsecondaryReadiness/?StateID=99&SchoolID=799&DistrictID=795&SchoolNbr=704&SchoolLevel=HS&IsSplitSchool=0&schoolyearendyear=2025>)

HOW IS THE SCHOOL PERFORMING ON
OTHER MEASURES OF SCHOOL
QUALITY? (UNSCORED)

SELF REPORTED INDICATORS

School Accountability

OTHER MEASURES (UNSCORED)

Consistent Attendance

Postsecondary Enrollment

[View Details](#) ([../School/SelfReported/?StateID=99&SchoolID=799&DistrictID=795&SchoolNbr=704&SchoolYear=2025](#))

[View Details](#) ([../School/Unscored/?StateID=99&SchoolID=799&DistrictID=795&SchoolNbr=704&SchoolYear=2025](#))

HOW ARE INDICATORS WEIGHTED IN
THE ACCOUNTABILITY SYSTEM?

POINTS WEIGHTED TO OVERALL SCORE



Achievement	25% (56 points possible) 59 points earned
Growth	25% (56 points possible) 27 points earned
English Learner Progress	6% (13 points possible) NA
Growth of the Lowest 25%	11% (25 points possible) 15 points earned
Postsecondary	33% (75 points possible) 68 points earned

[View more info on the system > \(/Documents/SchoolAccountabilityInfographic2019.pdf\)](#)

[View more info on the calculation > \(https://www.schools.utah.gov/assessment/resources\)](#)

[View the District Report \(../District/Profile/?StateID=99&DistrictID=795&schoolyearendyear=2025\)](#) for this school or the [State Report \(../State/Profile/?StateID=99&schoolyearendyear=2025\)](#).

Utah State Board of Education

250 East 500 South

Salt Lake City, Utah, 84111-3204

Phone: (801) 538-7500



YouTube

([https://www.schools.utah.gov/assessment/resources](#))

Version 8.2

Select a District or School



MOUNTAIN GREEN SCHOOL

2022-2023 ([https://reportcard.schools.utah.gov/School/OverallPerformance?](https://reportcard.schools.utah.gov/School/OverallPerformance?SchoolID=185880&DistrictID=795&SchoolNbr=106&SchoolLevel=K8&IsSplitSchool=0&schoolyearendyear=2023)

SchoolID=185880&DistrictID=795&SchoolNbr=106&SchoolLevel=K8&IsSplitSchool=0&schoolyearendyear=2023) | 2023-2024

([https://reportcard.schools.utah.gov/School/OverallPerformance?](https://reportcard.schools.utah.gov/School/OverallPerformance?SchoolID=185880&DistrictID=795&SchoolNbr=106&SchoolLevel=K8&IsSplitSchool=0&schoolyearendyear=2024)

SchoolID=185880&DistrictID=795&SchoolNbr=106&SchoolLevel=K8&IsSplitSchool=0&schoolyearendyear=2024) | **2024-2025**

OVERALL PERFORMANCE (K8)

Parents are critical partners in a school's success. Just as your child's report card shows how your child is performing, this school report card shows you how your child's school is performing in multiple areas. It is designed to show the school's strengths and areas in need of improvement in order to ensure Utah schools are meeting the needs of all students. To learn more, see Frequently Asked Questions. (</Documents/SchoolReportCardFAQ2022.pdf>)

HOW IS THE STATE PERFORMING IN EACH COMPONENT?

PARTICIPATION RATE: 99.8%

View Details

(</School/ParticipationRate/?StateID=99&SchoolID=185880&DistrictID=795&SchoolNbr=106&SchoolLevel=K8&IsSplitSchool=0&schoolyearendyear=2025>)


ACHIEVEMENT

English Language Arts
Mathematics
Science

View Details

([../School/Achievement/?](/School/Achievement/?StateID=99&SchoolID=185880&DistrictID=795&SchoolNbr=106&SchoolLevel=K8&IsSplitSchool=0&schoolyearendyear=2025)

StateID=99&SchoolID=185880&DistrictID=795&SchoolNbr=106&SchoolLevel=K8&IsSplitSchool=0&schoolyearendyear=2025)



GROWTH

English Language Arts
Mathematics
Science
Growth of Lowest 25%

View Details

([../School/Growth/?](/School/Growth/?StateID=99&SchoolID=185880&DistrictID=795&SchoolNbr=106&SchoolLevel=K8&IsSplitSchool=0&schoolyearendyear=2025)

StateID=99&SchoolID=185880&DistrictID=795&SchoolNbr=106&SchoolLevel=K8&IsSplitSchool=0&schoolyearendyear=2025)

63.3%	43.6%	Low
76.4%	62.0%	High
73.4%	ND	—
	68.8%	Average



ENGLISH LEARNER PROGRESS

English Learners' Adequate Progress ND
English Learners Reaching Proficiency ND



EARLY LITERACY

Students Reading on Grade Level
Students Making Typical or Better Progress

View Details

([../School/EarlyLiteracy/?](/School/EarlyLiteracy/?StateID=99&SchoolID=185880&DistrictID=795&SchoolNbr=106&SchoolLevel=K8&IsSplitSchool=0&schoolyearendyear=2025)

StateID=99&SchoolID=185880&DistrictID=795&SchoolNbr=106&SchoolLevel=K8&IsSplitSchool=0&schoolyearendyear=2025)

HOW IS THE SCHOOL PERFORMING ON
OTHER MEASURES OF SCHOOL
QUALITY? (UNSCORED)

SELF REPORTED INDICATORS

School Accountability

OTHER MEASURES (UNSCORED)

Consistent Attendance

[View Details](#) (../School/SelfReported/?

[View Details](#) (../School/Unscored

StateID=99&SchoolID=185880&DistrictID=795&SchoolNbr=10656&SchoolID=185880&DistrictID=795&SchoolNbr=10656

HOW ARE INDICATORS WEIGHTED IN
THE ACCOUNTABILITY SYSTEM?

POINTS WEIGHTED TO OVERALL SCORE



Achievement	37% (56 points possible) 80 points earned
Growth	37% (56 points possible) 30 points earned
English Learner Progress	9% (13 points possible) NA
Growth of the Lowest 25%	17% (25 points possible) 17 points earned

[View more info on the system > \(/Documents/SchoolAccountabilityInfographic2019.pdf\)](#)

[View more info on the calculation > \(https://www.schools.utah.gov/assessment/resources\)](#)

[View the District Report \(../District/Profile/?StateID=99&DistrictID=795&schoolyearendyear=2025\)](#) for this school or the State Report (../State/Profile/?StateID=99&schoolyearendyear=2025).

Utah State Board of Education

250 East 500 South

Salt Lake City, Utah, 84111-3204

Phone: (801) 538-7500



(https://www.
(https://www.schools.utah.gov/assessment/resources)

Version 8.2

Select a District or School



MOUNTAIN GREEN MIDDLE

2022-2023 ([https://reportcard.schools.utah.gov/School/OverallPerformance?](https://reportcard.schools.utah.gov/School/OverallPerformance?SchoolID=186583&DistrictID=795&SchoolNbr=305&SchoolLevel=K8&IsSplitSchool=0&schoolyearendyear=2023)

SchoolID=186583&DistrictID=795&SchoolNbr=305&SchoolLevel=K8&IsSplitSchool=0&schoolyearendyear=2023) | 2023-2024

([https://reportcard.schools.utah.gov/School/OverallPerformance?](https://reportcard.schools.utah.gov/School/OverallPerformance?SchoolID=186583&DistrictID=795&SchoolNbr=305&SchoolLevel=K8&IsSplitSchool=0&schoolyearendyear=2024)

SchoolID=186583&DistrictID=795&SchoolNbr=305&SchoolLevel=K8&IsSplitSchool=0&schoolyearendyear=2024) | **2024-2025**

OVERALL PERFORMANCE (K8)

Parents are critical partners in a school's success. Just as your child's report card shows how your child is performing, this school report card shows you how your child's school is performing in multiple areas. It is designed to show the school's strengths and areas in need of improvement in order to ensure Utah schools are meeting the needs of all students. To learn more, see Frequently Asked Questions. (</Documents/SchoolReportCardFAQ2022.pdf>)

HOW IS THE STATE PERFORMING IN EACH COMPONENT?

PARTICIPATION RATE: 99.7%

View Details

(</School/ParticipationRate/?StateID=99&SchoolID=186583&DistrictID=795&SchoolNbr=305&SchoolLevel=K8&IsSplitSchool=0&schoolyearendyear=2025>)


ACHIEVEMENT

English Language Arts

Mathematics

Science

View Details

([../School/Achievement/?](/School/Achievement/?StateID=99&SchoolID=186583&DistrictID=795&SchoolNbr=305&SchoolLevel=K8&IsSplitSchool=0&schoolyearendyear=2025)

StateID=99&SchoolID=186583&DistrictID=795&SchoolNbr=305&SchoolLevel=K8&IsSplitSchool=0&schoolyearendyear=2025)



GROWTH

English Language Arts

Mathematics

Science

Growth of Lowest 25%

View Details

([../School/Growth/?](/School/Growth/?StateID=99&SchoolID=186583&DistrictID=795&SchoolNbr=305&SchoolLevel=K8&IsSplitSchool=0&schoolyearendyear=2025)

StateID=99&SchoolID=186583&DistrictID=795&SchoolNbr=305&SchoolLevel=K8&IsSplitSchool=0&schoolyearendyear=2025)

50.4%	42.9%	Low
61.9%	53.4%	Average
66.0%	51.3%	Average
	63.3%	Average



ENGLISH LEARNER PROGRESS

English Learners' Adequate Progress

ND

English Learners Reaching Proficiency

ND

HOW IS THE SCHOOL PERFORMING ON OTHER MEASURES OF SCHOOL QUALITY? (UNSCORED)

SELF REPORTED INDICATORS

School Accountability

[View Details](#) (../School/SelfReported/?

StateID=99&SchoolID=186583&DistrictID=795&SchoolNbr=30586&SchoolID=186583&DistrictID=795&SchoolNbr=30586

OTHER MEASURES (UNSCORED)

Consistent Attendance

[View Details](#) (../School/Unscored

HOW ARE INDICATORS WEIGHTED IN THE ACCOUNTABILITY SYSTEM?

POINTS WEIGHTED TO OVERALL SCORE



Achievement

37% (56 points possible) 67 points earned

Growth

37% (56 points possible) 28 points earned

English Learner Progress

9% (13 points possible) NA

Growth of the Lowest 25%

17% (25 points possible) 16 points earned

[View more info on the system > \(/Documents/SchoolAccountabilityInfographic2019.pdf\)](#)

[View more info on the calculation > \(https://www.schools.utah.gov/assessment/resources\)](https://www.schools.utah.gov/assessment/resources)

[View the District Report \(../District/Profile/?StateID=99&DistrictID=795&schoolyearendyear=2025\)](#) for this school or the State Report (../State/Profile/?StateID=99&schoolyearendyear=2025).

Utah State Board of Education

250 East 500 South

Salt Lake City, Utah, 84111-3204

Phone: (801) 538-7500



(<https://www.schools.utah.gov>)

Version 8.2

Select a District or School



MORGAN MIDDLE

2022-2023 ([https://reportcard.schools.utah.gov/School/OverallPerformance?](https://reportcard.schools.utah.gov/School/OverallPerformance?SchoolID=798&DistrictID=795&SchoolNbr=304&SchoolLevel=K8&IsSplitSchool=0&schoolyearendyear=2023)

SchoolID=798&DistrictID=795&SchoolNbr=304&SchoolLevel=K8&IsSplitSchool=0&schoolyearendyear=2023) | 2023-2024

([https://reportcard.schools.utah.gov/School/OverallPerformance?](https://reportcard.schools.utah.gov/School/OverallPerformance?SchoolID=798&DistrictID=795&SchoolNbr=304&SchoolLevel=K8&IsSplitSchool=0&schoolyearendyear=2024)

SchoolID=798&DistrictID=795&SchoolNbr=304&SchoolLevel=K8&IsSplitSchool=0&schoolyearendyear=2024) | **2024-2025**

OVERALL PERFORMANCE (K8)

Parents are critical partners in a school's success. Just as your child's report card shows how your child is performing, this school report card shows you how your child's school is performing in multiple areas. It is designed to show the school's strengths and areas in need of improvement in order to ensure Utah schools are meeting the needs of all students. To learn more, see Frequently Asked Questions. (</Documents/SchoolReportCardFAQ2022.pdf>)

HOW IS THE STATE PERFORMING IN EACH COMPONENT?

PARTICIPATION RATE: 99.8%

[View Details](#)

(</School/ParticipationRate/?StateID=99&SchoolID=798&DistrictID=795&SchoolNbr=304&SchoolLevel=K8&IsSplitSchool=0&schoolyearendyear=2025>)



ACHIEVEMENT

English Language Arts

Mathematics

Science

[View Details](#)

(</School/Achievement/?StateID=99&SchoolID=798&DistrictID=795&SchoolNbr=304&SchoolLevel=K8&IsSplitSchool=0&schoolyearendyear=2025>)



GROWTH

English Language Arts

Mathematics

Science

Growth of Lowest 25%

[View Details](#)

(</School/Growth/?StateID=99&SchoolID=798&DistrictID=795&SchoolNbr=304&SchoolLevel=K8&IsSplitSchool=0&schoolyearendyear=2025>)

42.7%	46.8%	Low
46.2%	47.3%	Average
54.2%	46.9%	Low
	60.9%	Average



ENGLISH LEARNER PROGRESS

English Learners' Adequate Progress

ND

English Learners Reaching Proficiency

ND

HOW IS THE SCHOOL PERFORMING ON OTHER MEASURES OF SCHOOL QUALITY? (UNSCORED)

SELF REPORTED INDICATORS

School Accountability

OTHER MEASURES (UNSCORED)

Consistent Attendance

[View Details](#) (../School/SelfReported/?StateID=99&SchoolID=798&DistrictID=795&SchoolNbr=304&SchoolYear=2025) [View Details](#) (../School/Unscored/?StateID=99&SchoolID=798&DistrictID=795&SchoolNbr=304&SchoolYear=2025)

HOW ARE INDICATORS WEIGHTED IN THE ACCOUNTABILITY SYSTEM?

POINTS WEIGHTED TO OVERALL SCORE



Achievement	37% (56 points possible) 53 points earned
Growth	37% (56 points possible) 26 points earned
English Learner Progress	9% (13 points possible) NA
Growth of the Lowest 25%	17% (25 points possible) 15 points earned

[View more info on the system > \(/Documents/SchoolAccountabilityInfographic2019.pdf\)](#)
[View more info on the calculation > \(https://www.schools.utah.gov/assessment/resources\)](#)

[View the District Report \(../District/Profile/?StateID=99&DistrictID=795&schoolyear=2025\)](#) for this school or the [State Report \(../State/Profile/?StateID=99&schoolyear=2025\)](#).

Utah State Board of Education
250 East 500 South
Salt Lake City, Utah, 84111-3204
Phone: (801) 538-7500

[Facebook](#) [Twitter](#) [YouTube](#) [Website](#)
(https://www.facebook.com/utahschools) (https://twitter.com/utahschools) (https://www.youtube.com/user/utahschools) (https://www.schools.utah.gov/assessment/resources)

Version 8.2