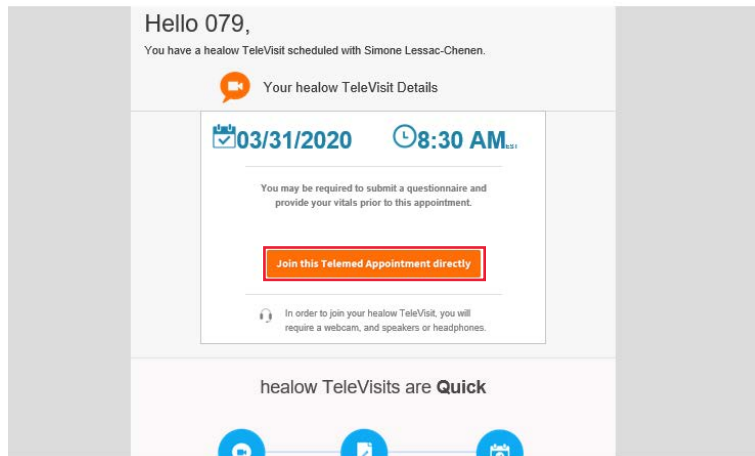


## Televisit Accessed by email

1. Once a televisit appointment is scheduled patient will receive a confirmation email with a link to the site. Patients can click on this link up to 30 minutes ahead of scheduled appointments and make sure settings are correct to start visit with the provider.
2. To check settings, click on the orange link "Join this Telemed Appointment directly."



3. Some providers will have questionnaires set up; if so, please answer the questions and, once done, click on "Submit Questionnaire."

healow TeleVisit | Simone Lessac-Chenen | 31 Mar 2020

Questionnaire Vitals Compatibility Check

Please complete your health questionnaire to the best of your ability.

**OTHER PROVIDERS:**

Has the patient seen any providers outside of Little Rivers since their last appointment with us?

☐ Yes  
☐ No  
☐

**MEDICATION ADHERENCE:**

Is the patient taking all medications as prescribed?

☐ Yes, all medications  
☐ Partially, some medications  
☐ No, patient is not taking any of their prescribed medication  
☐ Patient is not currently prescribed any medication  
☐

PHQ-2 In last 2 weeks have you been bothered by

Submit Questionnaire

4. If you have them, this is not mandatory. You can skip this step by leaving blank and clicking on "Submit vitals."

Questionnaire Vitals

Height

ft  inches

Weight

pounds

Blood Pressure

/

Temperature

F

Respiratory Rate

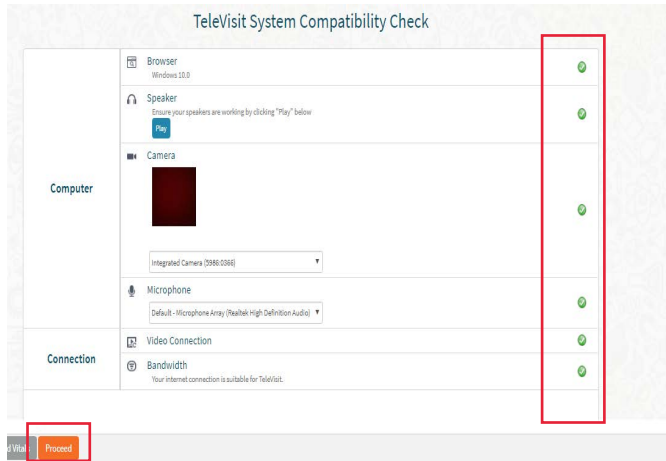
breaths per minute

Pulse Rate

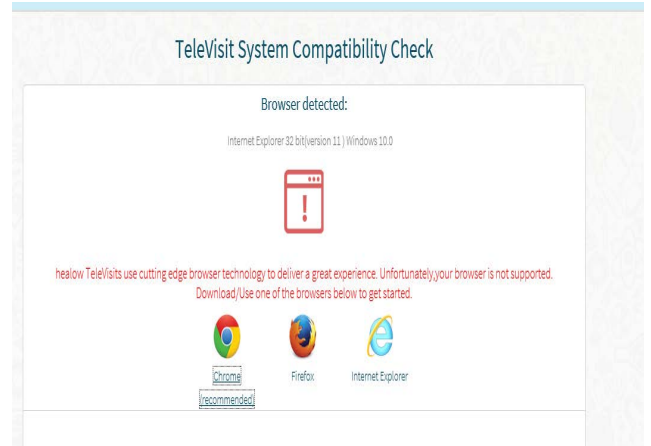
beats per minute

Submit Vitals

5. The TeleVisit system compatibility check, is checking to make sure you have the correct video, audio and internet settings and software.



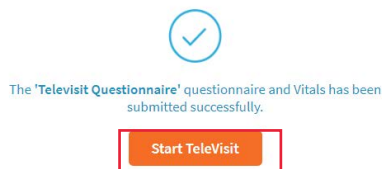
It should take 1-2 minutes for the compatibility check to complete. You should see green check marks confirming that you have the correct settings for a TeleVisit. Once completed click on "Proceed."



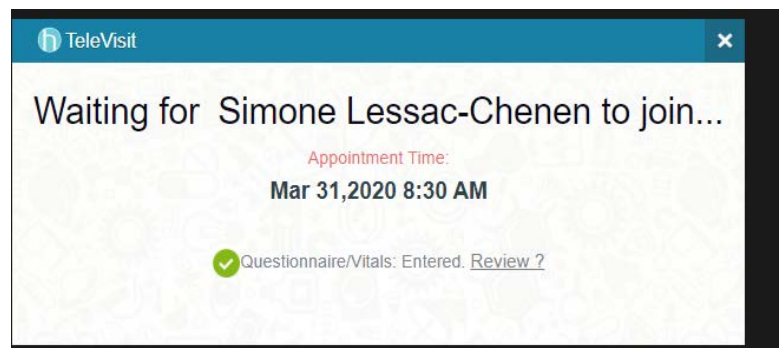
If the above screen appears, you must use a different browser or access the TeleVisit directly through the healow app. Copy the link at the top of this page and past the link in one of the suggested browsers.

\*When you change browsers, you must answer questionnaires and vitals again.

6. Click on "Start TeleVisit."



7. Wait for your provider to join the call.



8. Once visit is complete, you can simply close out of all screens.