

### Customer

Company			Contact person	
Address			Phone number	
Town	ZIP-kod			
Ref. nr.			e-mail	

### Reseller

Office		Phone number	
Contact person		e-mail	

### Spindle specification (if data is missing - leave blank)



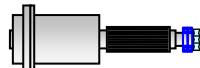
Brand spindle		Brand machine		Machine serial nr	
Model spindle		Model machine		Production rpm	
Max rpm		Power (kW)		number of poles	
Flange (ex. ISO 40)		Current (A)		Voltage (V)	
Lubrication	<input type="checkbox"/> Greas	<input type="checkbox"/> Oil-air	<input type="checkbox"/> Oil mist	Is there a drawing/sketch?	<input type="checkbox"/> Yes <input type="checkbox"/> No
Lubricant type and brand	Please send with a tool holder without tool				

### Reason for service

<input type="checkbox"/> Does not rotate	<input type="checkbox"/> Vibration	<input type="checkbox"/> Temperature	<input type="checkbox"/> Sensors	<input type="checkbox"/> Tool locking
<input type="checkbox"/> bearing error	<input type="checkbox"/> Runout	<input type="checkbox"/> Spindle flange	<input type="checkbox"/> Noise	<input type="checkbox"/> Uneven friction
<input type="checkbox"/> Precision	<input type="checkbox"/> Shaft clearance	<input type="checkbox"/> Motor	<input type="checkbox"/> Poor surface	<input type="checkbox"/> Other/Prevention

### Spider design







### Machine type

<input type="checkbox"/> Complete unit.	<input type="checkbox"/> Shaft only	<input type="checkbox"/> Free shaft end	<input type="checkbox"/> Flat grind	<input type="checkbox"/> Multi-operation machine.
			<input type="checkbox"/> Centerless grinding	<input type="checkbox"/> Lathe
			<input type="checkbox"/> Circular grinding	<input type="checkbox"/> Angle head
			<input type="checkbox"/> Working spindle	<input type="checkbox"/> Other/Prevention

### Drive

### Machine attachment

### Orientation

<input type="checkbox"/> Belt / Direct	<input type="checkbox"/> Motor integrated	<input type="checkbox"/> Insert spindle	<input type="checkbox"/> Block spindle	<input type="checkbox"/> Horizontal	<input type="checkbox"/> Vertical
					

### Bearing designation – front

### Number


### Bearing designation - rear

### Number


### Want return of scraped bearings

### Spare spindel exist

### Requested delivery (workdays)

<input type="checkbox"/> Ja <input type="checkbox"/> Nej	<input type="checkbox"/> Ja <input type="checkbox"/> Nej	
--	--	--

### Spindle repaired previously

When	By company	Comment

### Any additional information