



Index

Panels:

Midwest Panel	1
Pro Panel	1
Commercial/PBR Panel	1
Hidden Fastener	2
Board & Batten	2

Board & Batten Trims:

3 1/2" Band Board	B2
5 1/2" Band Board	B2
Inside Corner	B2
Outside Corner	B2

Commercial Panel Trims:

Com Rib Base	C1
Com Rib Double J 1/2"	C1
Com Rib Double J 1 3/8"	C1
Com Rib Drip Flashing	C2
Com Formed Ridge Cap	C2
Com Rib J	C1
Com Rib Rake & Corner	C2
Com Rib Sidewall Flashing	C2
Com Rib O/H Door 8"	C3
Com Rib O/H Door 10"	C3
Com Rib O/H Door w/Drip 8"	C3
Com Rib O/H Door w/Drip 10"	C3
Com Rib Zee	C1

Hidden Fastener Trims

HF Cleat	H1
HF Rake 01 FF100	H1
HF Rake 02 FF100	H1
HF Rake 01 SS675	H2
HF Rake 02 SS675	H2
HF Sidewall Flashing FF100	H1
HF Sidewall Flashing SS675	H2
Z Closure for FF100	H1
Z Closure for SS675	H2

Trims:

1/2" J Trim	M3
1 1/2" x 3 1/2" Fascia	M1
1 1/2" x 5 1/2" Fascia	M1
1 1/2" x 7 1/4" Fascia	M1
1 1/2" x 9 1/4" Fascia	M1
1 1/2" x 11 1/4" Fascia	M1
1 1/2" x 1 1/2" Angle	M1
2" x 2" Angle	M1
3" x 3" Angle	M1
Base Trim	M2
Counter/Chimney Flashing	M6
Cannonball Round Pro	
Track Cover	M11

Double J 1/2"	M3
Double J 7/8"	M3
Drip Edge	M5
Drip Flashing	M4
Eave Trim	M5
Eave Trim 90°	M5
Endwall Flashing	M4
F-Soffit Starter	M3
Framing Closure-J	M3
Gambrel Flashing	M4
Hem Trim	M9
Inside Corner	M7
J Trim	M3
J Trim Color Inside	M2
Mini Eave Trim	M5
Mini Rake & Corner	M7
O/H Door Header Cover	M9
Overhead Door Trim 8"	M8
Overhead Door Trim 10"	M8
Overhead Door w/Drip 8"	M8
Overhead Door w/Drip 10"	M8
Peak Trim	M6
Pitch Change Flashing	M4
Prow Trim 4"	M9
Rake & Corner	M7
Rat Guard	M2
Residential Eave Trim	M5
Residential Rake & Corner	M7
Ridge 10"	M6
Ridge 14"	M6
Ridge 20"	M6
Ridge 24"	M6
MWI Round Trk Cover #225	M11
MWI Round Trk Cover #226	M11
Sidewall Flashing	M4
Sliding Door Jamb 7 1/4"	M9
Sliding Door Jamb 9 1/4"	M9
Snow Stop	M10
Square Track Cover	M11
Track Board Cover	M11
W- Valley 20"	M10
W- Valley 24"	M10
W- Valley 40"	M10
Zee Trim	M2

Accessories:

Soffit	A4
Cupolas/Weathervane	A5
Emseal	A1
Inside Closure	A1

Mastic	A1
Metal Roof Sealant	A4
Metal Support Bracket	A4
Outside Closure	A1
Paint: Touchup/Aerosol	A4
Polycarbonate Panels/Ridge	A4
Profile Vent	A1
Rivets	A3
Roof Jacks	A2
RV 35	A2
Screws	A3
Snow Defender Clear	A1
Snow Guard Adhesive	A1
Ultra X Closure	A1
Underlayment's	A2
Uni-Vent	A1

Sliding Door Accessories:

200 Quick Frame Side Rail	A6
201 Fascia Style Bottom Rail	A6
216 H Rail	A6
244 Bottom Rail	A6
BC323 Square Track w/Brackets	A7
BC65S Door Stop	A7
BC85C Center Door Guide Kit	A6
Door Pull 7" White	A6
PB121-S Jamb Latch w/7" Hook	A7
PB127S Door Snugger	A6
PB63 2 1/4" HD Jamb Mount Stop	A7
PB66 Adjustable Door Stop	A7
PB97S Stay Roller	A6
Square Track 9" Trolley	A6
TBSG Bottom Door Guide	A6
Non-Stock Sliding Doors	A8

HF Accessories:

18" or 24" HF Folding Tool	A9
Fascia Bender 3", 6", or 9"	A9
HF Closures	A9
HF (S5) Snowstops	A10
Profile Vent	A9
Ridge Clip for FF100	A9
Panel Clip for SS675	A9
Snap Z for SS675	A9
Turbo Shear	A9

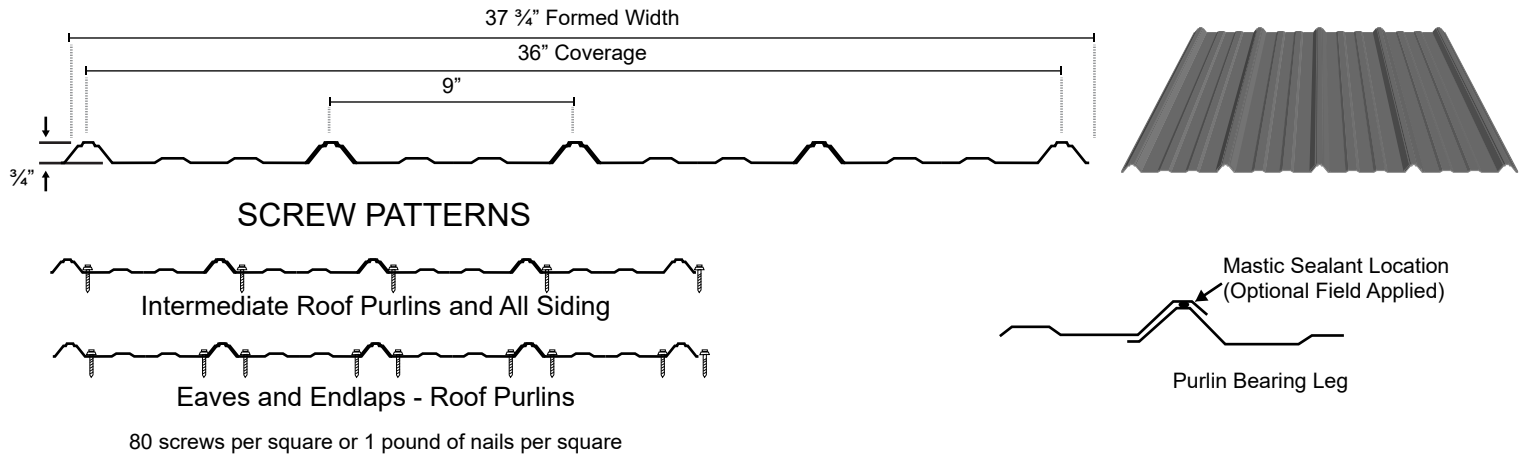
Information:

Layers of Protection	P1
Understanding our Substrates	P2




Midwest Panels

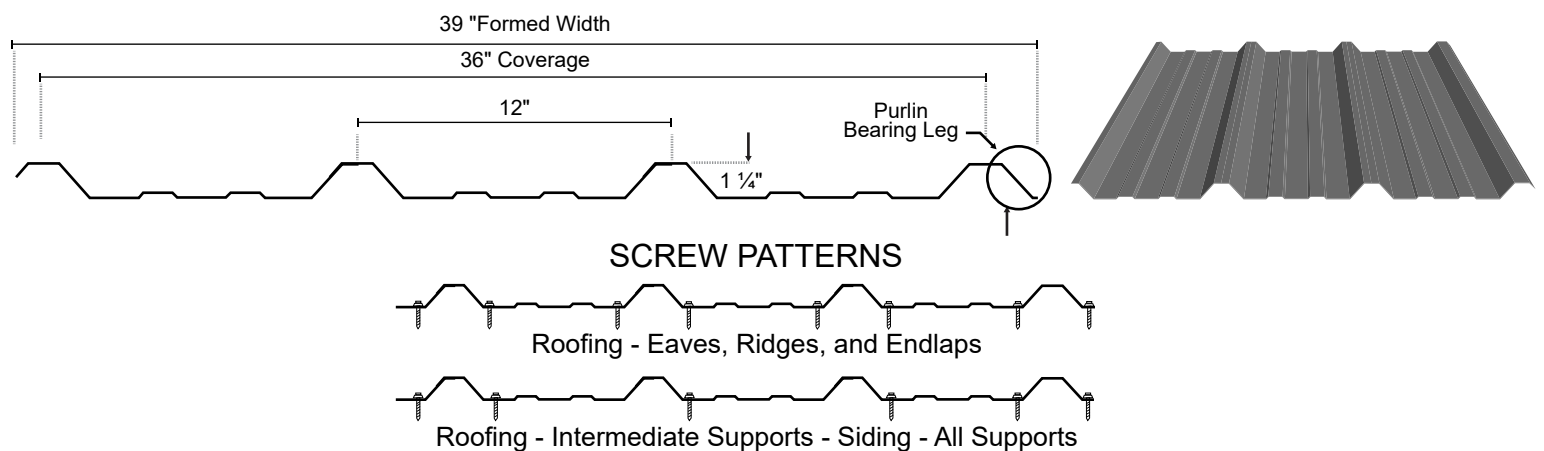
Midwest Panel



Pro Panel




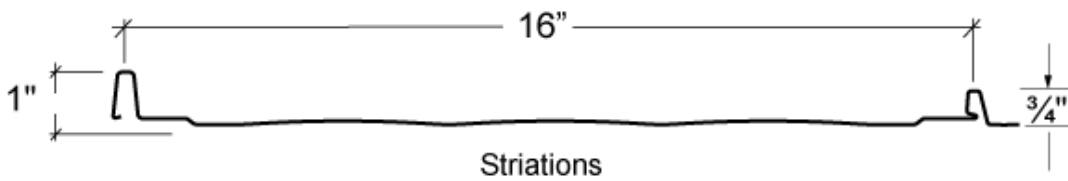
Commercial Panel / PBR Panel



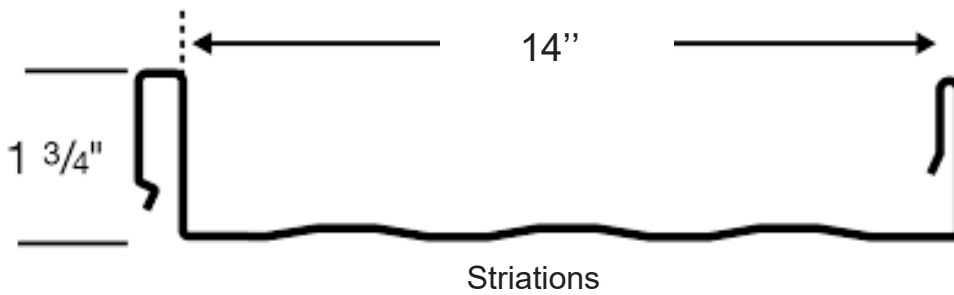


Hidden Fastener Panels


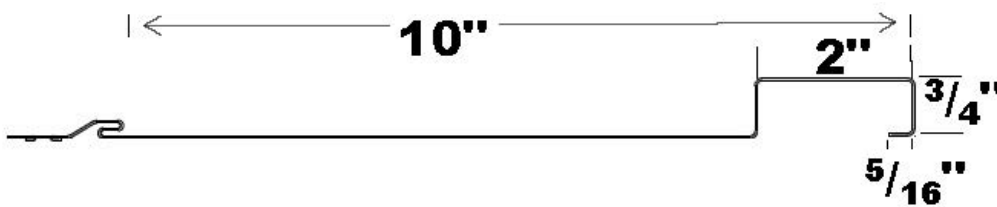
FF100



SS675



Board & Batten





Trim Profiles

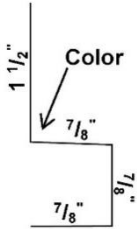
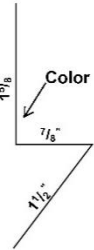
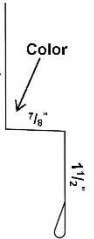
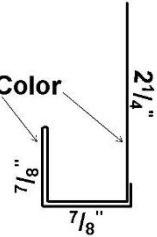
Effective as of 05/20/2025

	DESCRIPTION	PAINTED	BARE	CRINKLE
	1 1/2" x 3 1/2" Fascia			
	1 1/2" x 5 1/2" Fascia			
	1 1/2" x 7 1/4" Fascia			
	1 1/2" x 9 1/4" Fascia			
	1 1/2" x 11 1/4" Fascia			
	1 1/2" x 1 1/2" Angle			
	2" x 2" Angle			
	3" x 3" Angle			



Trim Profiles

Effective as of 05/20/2025

DESCRIPTION	PAINTED	BARE	CRINKLE
 <p>Base Trim</p>			
 <p>Rat Guard</p>			
 <p>Zee Trim</p>			
 <p>J Trim Color Inside</p>			



Trim Profiles

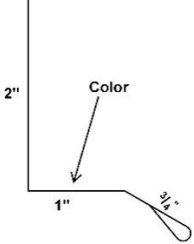
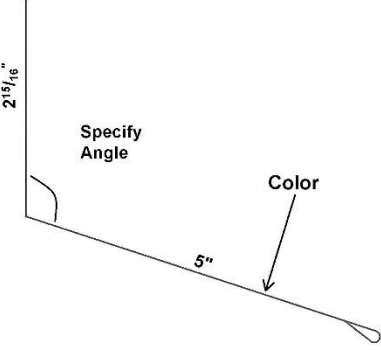
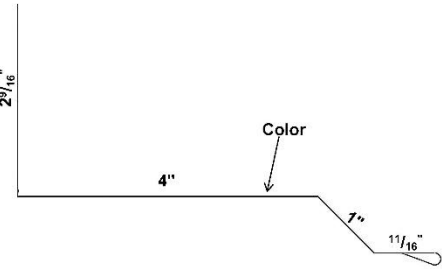
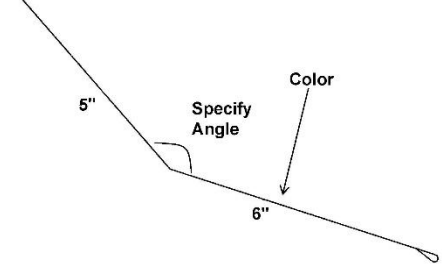
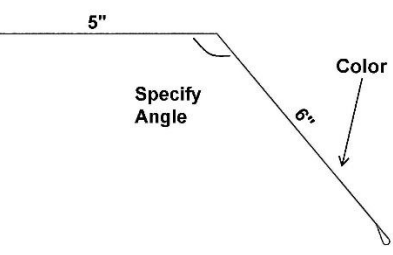
Effective as of 05/20/2025

	DESCRIPTION	PAINTED	BARE	CRINKLE
	J Trim			
	Framing Closure-J			
	1/2" J Trim			
	Double J Trim 1/2"			
	Double J Trim 7/8"			
	F-Soffit Starter			



Trim Profiles

Effective as of 05/20/2025

DESCRIPTION	PAINTED	BARE	CRINKLE
 <p>Drip Flashing</p>			
 <p>Endwall Flashing</p>			
 <p>Sidewall Flashing</p>			
 <p>Pitch Change Flashing</p>			
 <p>Gambrel Flashing</p>			



Trim Profiles

Effective as of 05/20/2025

	DESCRIPTION	PAINTED	BARE	CRINKLE
	Eave Trim			
	Eave Trim 90°			
	Residential Eave Trim			
	Mini Eave Trim 3"			
	Drip Edge			



Trim Profiles

Effective as of 05/20/2025

	DESCRIPTION	PAINTED	BARE	CRINKLE
	Peak Trim			
	10" Ridge Cap			
	14" Ridge Cap			
	20" Ridge Cap			
	24" Ridge Cap			
	Counter/Chimney Flashing			



Trim Profiles

Effective as of 05/20/2025

	DESCRIPTION	PAINTED	BARE	CRINKLE
	Rake & Corner 6" x 10' 6" Rake & Corner 6" x 12' 6" Rake & Corner 6" x 14' 6" Rake & Corner 6" x 16' 6" Rake & Corner 6" x 18' 6"			
	Mini Rake & Corner 3" x 10' 6" Mini Rake & Corner 3" x 12' 6" Mini Rake & Corner 3" x 14' 6" Mini Rake & Corner 3" x 16' 6" Mini Rake & Corner 3" x 18' 6"			
	Residential Rake 10' 6" Residential Rake 12' 6" Residential Rake 14' 6" Residential Rake 16' 6" Residential Rake 18' 6"			
	Inside Corner Trim 6" x 10' 6" Inside Corner Trim 6" x 12' 6" Inside Corner Trim 6" x 14' 6" Inside Corner Trim 6" x 16' 6" Inside Corner Trim 6" x 18' 6"			



Trim Profiles

Effective as of 05/20/2025

	DESCRIPTION	PAINTED	BARE	CRINKLE
	Overhead Door Trim			
	8" x 10' 6"			
	8" x 12' 6"			
	8" x 14' 6"			
	8" x 16' 6"			
	8" x 18' 6"			
	Overhead Door Trim			
	10" x 10' 6"			
	10" x 12' 6"			
	10" x 14' 6"			
	10" x 16' 6"			
	10" x 18' 6"			
	Overhead Door Trim w/ Drip			
	8" x 10' 6"			
	8" x 12' 6"			
	8" x 14' 6"			
	8" x 16' 6"			
	8" x 18' 6"			
	Overhead Door Trim w/ Drip			
	10" x 10' 6"			
	10" x 12' 6"			
	10" x 14' 6"			
	10" x 16' 6"			
	10" x 18' 6"			



Trim Profiles

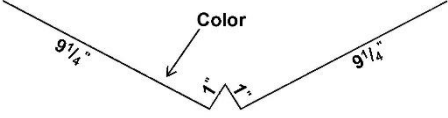
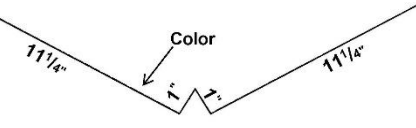
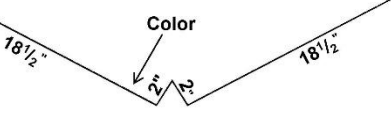
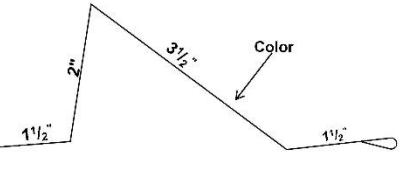
Effective as of 05/20/2025

	DESCRIPTION	PAINTED	BARE	CRINKLE
	Sliding Door Trim 7 1/4" x 10' 6" 7 1/4" x 12' 6" 7 1/4" x 14' 6" 7 1/4" x 16' 6" 7 1/4" x 18' 6"			
	Sliding Door Trim 9 1/4" x 10' 6" 9 1/4" x 12' 6" 9 1/4" x 14' 6" 9 1/4" x 16' 6" 9 1/4" x 18' 6"			
	Prow Trim 4"			
	O/H Door Header Cover 1 1/2" x 24" x 10' 6" 1 1/2" x 24" x 12' 6" 1 1/2" x 24" x 14' 6" 1 1/2" x 24" x 16' 6" 1 1/2" x 24" x 18' 6"			
	Hem Trim			



Trim Profiles

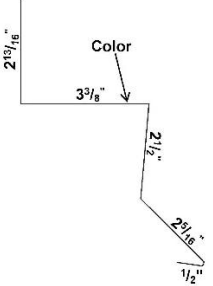
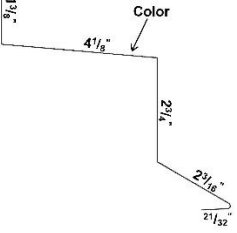
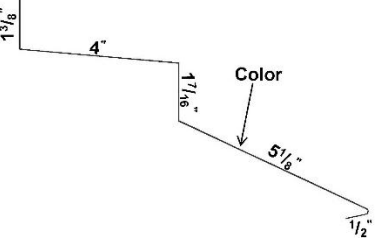
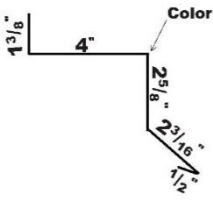
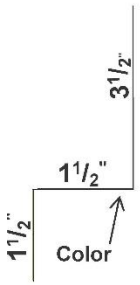
Effective as of 05/20/2025

DESCRIPTION	PAINTED	BARE	CRINKLE
 <p>W-Valley 20"</p>			
 <p>W-Valley 24"</p>			
 <p>W-Valley 40" W/2" Rib</p>			
 <p>Snow Stop</p>			



Trim Profiles

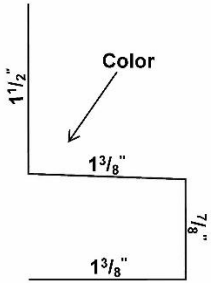
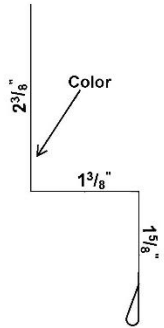
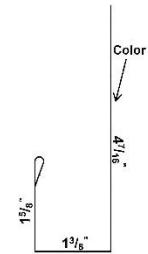
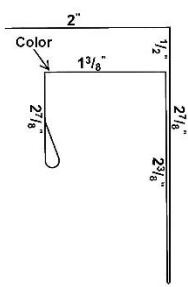
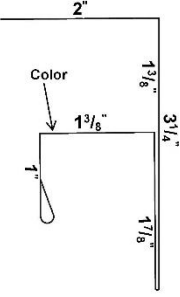
Effective as of 05/20/2025

DESCRIPTION	PAINTED	BARE	CRINKLE
 <p>Square Track Cover</p>			
 <p>MWI Round Track Cover #225</p>			
 <p>MWI Round Track Cover #226</p>			
 <p>Cannonball Round Pro Track Cover</p>			
 <p>Track Board Cover</p>			



Commercial Specific Trim Profiles

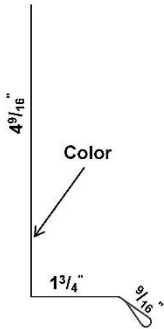
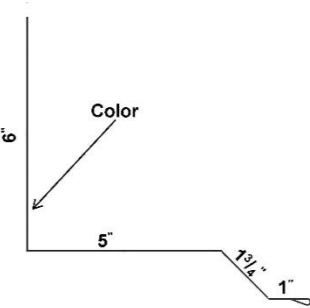
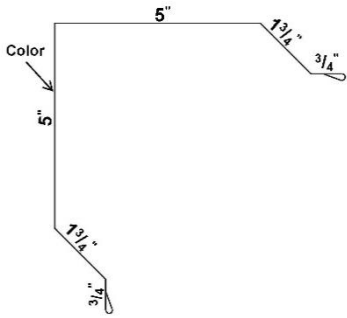

Effective as of 05/20/2025

DESCRIPTION	PAINTED		BARE
 <p>Com. Rib Base</p>			
 <p>Com. Rib Zee</p>			
 <p>Com. Rib J</p>			
 <p>Com. Rib Double J 1/2"</p>			
 <p>Com. Rib Double J 1 3/8"</p>			



Commercial Specific Trim Profiles

Effective as of 05/20/2025

DESCRIPTION		PAINTED	BARE
	Com. Rib Drip Flashing		
	Com. Rib Sidewall Flashing		
	Com. Rib Rake and Corner 10' 6" Com. Rib Rake and Corner 12' 6" Com. Rib Rake and Corner 14' 6" Com. Rib Rake and Corner 16' 6" Com. Rib Rake and Corner 18' 6"		
	Commercial Panel Formed Ridge Cap		



Commercial Specific Trim Profiles

Effective as of 05/20/2025

DESCRIPTION		PAINTED	BARE
	Com. Rib O/H Door		
	8" x 10' 6"		
	8" x 12' 6"		
	8" x 14' 6"		
	8" x 16' 6"		
	Com. Rib O/H Door		
	10" x 10' 6"		
	10" x 12' 6"		
	10" x 14' 6"		
	10" x 16' 6"		
	Com. Rib O/H Door w/Drip		
	8" x 10' 6"		
	8" x 12' 6"		
	8" x 14' 6"		
	8" x 16' 6"		
	Com. Rib O/H Door w/Drip		
	10" x 10' 6"		
	10" x 12' 6"		
	10" x 14' 6"		
	10" x 16' 6"		



Hidden Fastener Specific Trim Profiles

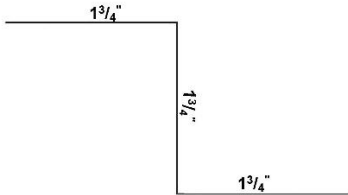
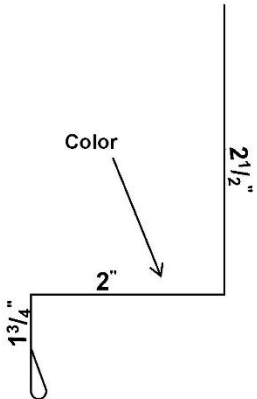
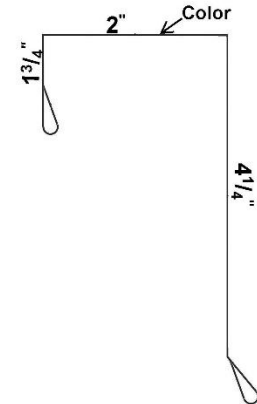
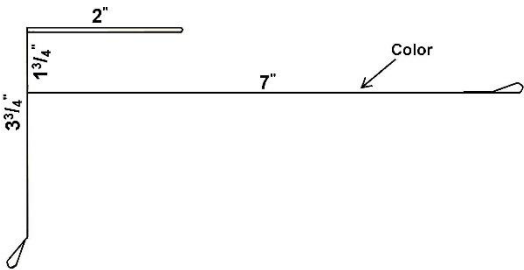
Effective as of 05/20/2025

	DESCRIPTION	PAINTED	CRINKLE
	HF Cleat		
	Z Closure for FF100 1"		
	HF Sidewall Flashing for FF100 1"		
	For FF100 1" HF Rake 01 x 10' 6" HF Rake 01 x 12' 6" HF Rake 01 x 14' 6" HF Rake 01 x 16' 6" HF Rake 01 x 18' 6"		
	For FF100 1" HF Rake 02 x 10' 6" HF Rake 02 x 12' 6" HF Rake 02 x 14' 6" HF Rake 02 x 16' 6" HF Rake 02 x 18' 6"		



Hidden Fastener Specific Trim Profiles

Effective as of 05/20/2025

DESCRIPTION		PAINTED	CRINKLE
	Z Closure for SS675 1 3/4"		
	HF Sidewall for SS675 1 3/4"		
	For SS675 1 3/4" HF Rake 01 x 10' 6" HF Rake 01 x 12' 6" HF Rake 01 x 14' 6" HF Rake 01 x 16' 6" HF Rake 01 x 18' 6"		
	For SS675 1 3/4" HF Rake 02 x 10' 6" HF Rake 02 x 12' 6" HF Rake 02 x 14' 6" HF Rake 02 x 16' 6" HF Rake 02 x 18' 6"		



Board & Batten Specific Trim Profiles

Effective as of 05/20/2025

DESCRIPTION		26 Ga WOODGRAIN	26 Ga CRINKLE
	Hem Trim		
	J Trim		
	J Trim Color Inside		
	Rat Guard		
	Base Trim		
	Drip Flashing		



Board & Batten Specific Trim Profiles

Effective as of 05/20/2025

DESCRIPTION		26 Ga WOODGRAIN	26 Ga CRINKLE
	3 1/2" Band Board		
	5 1/2" Band Board		
	Board & Batten Inside Corner 10' 6" 12' 6" 14' 6" 16' 6"		
	Board & Batten Outside Corner 10' 6" 12' 6" 14' 6" 16' 6"		
	Sliding Door Trim 7 1/4" x 10' 6" 7 1/4" x 12' 6" 7 1/4" x 14' 6" 7 1/4" x 16' 6"		
Custom Trim: per inch of material width for 10' 6"			



Accessories

Effective as of 05/20/2025

Inside Closure



**Midwest/Pro
Commercial**

Outside Closure



**Midwest/Pro
Commercial**

Ultra X Closure



**Midwest
Commercial**

**Profile Vent 3" x 100'
Midwest Panel**



**Uni-Vent III
10' Roll**



Emseal



**1/4" x 1" x 19.68
3/8" x 1" x 13.12**

Mastic



**3/32" x 3/8" x 45'
3/32" x 3/4" x 45'**

Snow Defender Clear



**Snow Guard Adhesive
SB-190**





Accessories

Effective as of 05/20/2025

Roof Jack EDPM



#3 1/4"-5"
#5 4 1/4"-7 3/4"
#7 6"-11"
#8 7"-13"
#9 9"-19"

Roof Jack High Temp



#3 1/4"-5"
#5 4 1/4"- 7 3/4"
#7 6"-11"
#9 7"-13"
#9 9"-19"

Roof Jack Retrofit



#101 3/4"-2 3/4"
#201 2"-6 1/2"
#301 3 1/4"-10"

Roof Jack Extreme Angle EPDM



#1 0"-5 3/4"

Exhaust Vent



3" - 4"

Synthetic Underlayment



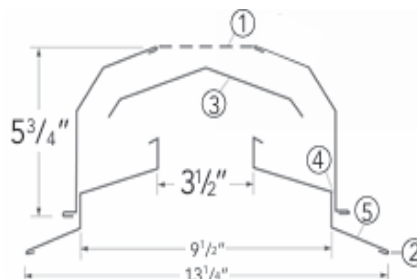
4' x 250' (10SQ)

High Temp Underlayment



3' x 66' 7" (2SQ)

RV 35 10' long



3 1/2" unrestricted throat with 36 sq. inches of free area per LFT.
* 13 1/4" overall coverage; wider flanges available.
* Use in conjunction with an equal area of vented soffit or louvers for maximum air flow (36 sq. in./LFT, 2.5 sq. ft./vent).

Arctic White & Galvanized
(in stock)
Painted to match steel colors
(2-3 Week lead time)



Accessories

Effective as of 05/20/2025

All screws have 250 count per bag

Rivets (100 per bag)



1/8" x 3/16"

#12 Stitch Screws



.75 Colored
.75 Unpainted

#12 Metal to Metal



1 1/4" Colored
1 1/4" Unpainted

#10 Screws



1" Colored
1" Unpainted
1.5" Colored
1.5 Unpainted
2" Colored
2" Unpainted
2.5" Colored
2.5 Unpainted
3" Arctic White
3" Unpainted

#14 Screws



1" Colored
1" Unpainted
2" Colored
2" Unpainted

One Steppers



Arctic White
Black
Unpainted

To be used with PVC or polycarbonate panels.

#10 1.5 Stainless Steel



Arctic White

HF Pan Head 1" Screws





Accessories


Effective as of 05/20/2025

Polycarbonate Panels



**Clear
Smoked
8'-16' in stock**

Clear Polycarbonate Ridge 24" x 10' 6"



Metal Support Brackets for Polycarb Ridge



Touchup Paint



2 oz.

Aerosol Paint




12 oz.

Metal Roof Sealant



**Colored
Translucent**


Center Vent Aluminum Soffit



Free air space 6.48 in/LFT
0.019in thickness

**16" x 11 3/4"
16" x 23 3/4"
16" x 12'**

Solid vent



Full vent



Allow 2 week lead time



Accessories

Effective as of 05/20/2025


Non-Stocked Items

Snow Defender 1500
Powder coated



Allow 1-2 week lead time

Snow Defender 85RF
Powder coated



Use 1 S5 Clamp per piece
(S5 clamps on page A10)
Allow 1-2 week lead time

Snow Defender Buster



Allow 1-2 week lead time

Cupola with Louvers
with Universal Base



24"
36"
48"

Allow 2-week lead time

Cupola with Windows
with Universal Base



24"
36"
48"

Allow 2-week lead time

Weathervane



Stock Black 24"
Stock Black 30"
Nonstock Painted 30"
Stock Black 46"
Allow 2-week lead time



Sliding Door Accessories

Effective as of 05/20/2025

200 Series Frame

200 Quick Frame Side Rail



Available lengths
8' – 20'

216 H-Rail



Available lengths
8' – 20'

201 Fascia Style Bottom Rail
(use with stay roller)



Available lengths
8' – 18'

244 Bottom Rail
(use with TBSG bottom guide)



Available lengths
8' – 18'

All rails can be powder coated to 36 different colors. Allow 2-week lead time.

PB97S Adjustable Stay Roller



TBSG Bottom Door Guide Kit



Available lengths
6' – 16'

Door Pull 7" White



PB127S Split Sliding Door Snugger



Square Track R38T9 Roller Adjustable Bolt Trolley 9" Bolt



Per Pair

BC85C Center Door Guide Kit





Sliding Door Accessories

Effective as of 05/20/2025

Per Pair

BC65S Door Stop



PB63 2 1/4" HD Jamb Mount Stop




PB66 Adjustable Door Stop Zinc



PB121-W Jamb Latch with 7" Hook



BC323 Square Track with Brackets



Available Lengths
8' - 24'



Non- Stock Sliding Door Accessories & Pricing

2-3 Week lead time
Effective as of 5/20/2025

300 Series Frame (For 3 1/2" Wide Doors)

391 Quick Frame Side Rail




Available lengths
8' – 20'

396 Double Couple



Available lengths
8' – 20'

394 Bottom Rail



Available lengths
8' – 20'

235 Steel Girt 1 1/2" x 3 1/2"



Available lengths
8' – 20'

Splice Collar

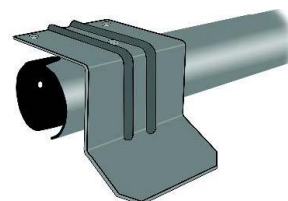


End Cap



Per Pair

Round Pro Track



Available lengths
8' – 20'

Double Truck Trolley 9 1/2" off set



Per Pair
For Doors up to 1,100 lbs.

9 1/2" Bolt Trolley Roller



Per Pair
For Doors up to 600 lbs.

#8 1/2" Door Girt Screws



(100 per bag)



Hidden Fastener Specific Accessories

Effective as of 05/20/2025

Snap Z for SS675



1 3/4" x 13 1/2" for Ridge
1 3/4" x 24" for Hips

HF Solid Foam Outside Closure 32"



HF Vented Ultra X Closure 32"



Profile Vent 3" x 50' for SS675



1" Ridge Clip for FF100



1 3/4" Panel Clips for SS675



HF Folding Tool



18"
24"

Turbo Shear



Fascia Bender




3"
6"
9"



Hidden Fastener Specific Accessories

Effective as of 05/20/2025



FF100 System:


(System includes rail, clamps, clips, and color match insert)

SS675 System:

S5 Aluminum ColorGuard Rail 92" Unpunched

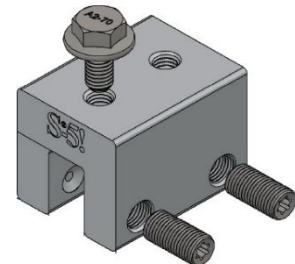


S5N Clamp with Versa Clip for FF100



6 pcs per rail

S5S Clamp with Versa Clip for SS675



7 pcs per rail

S5 Snow Clip II 1 PCS per clamp

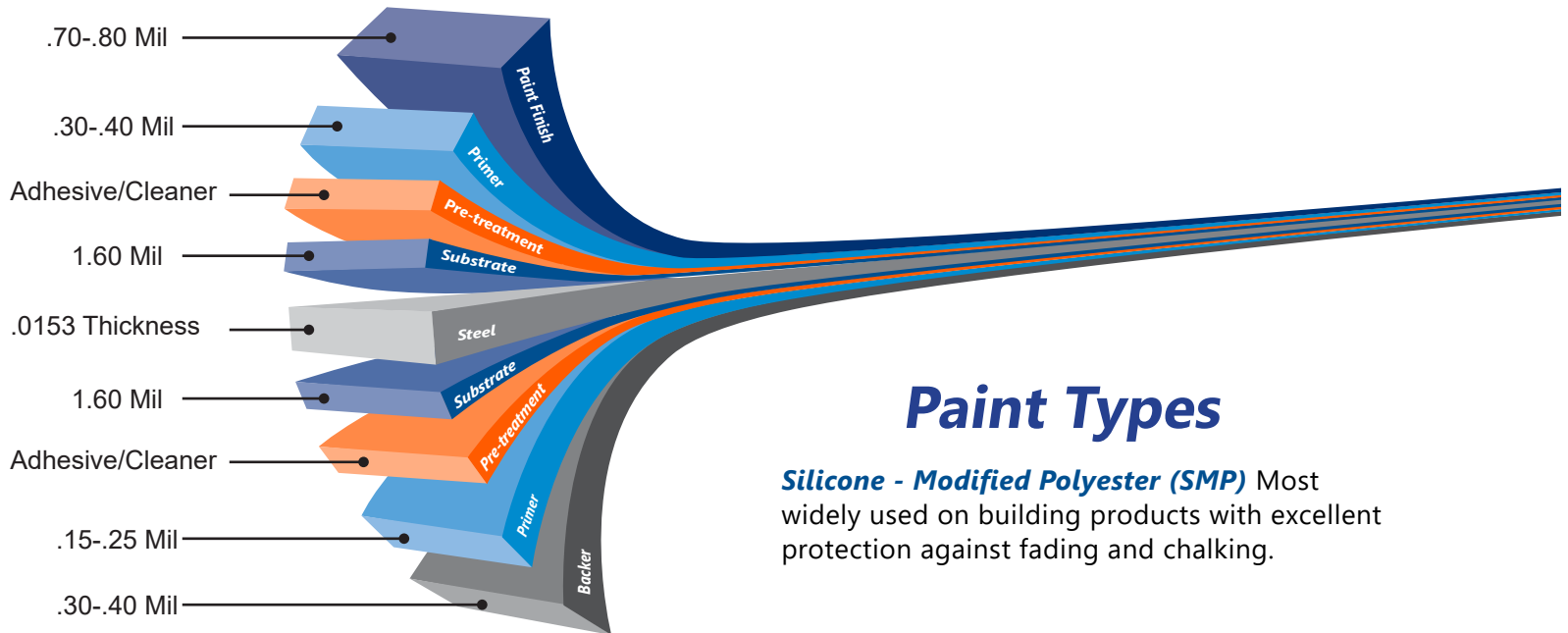


S5 Rail Insert Color Match 2" x 92"





Understanding Our Layers of Protection

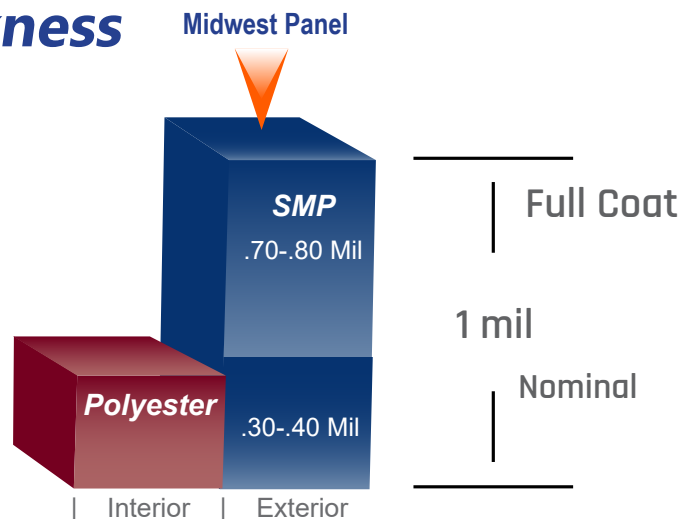


Paint Types

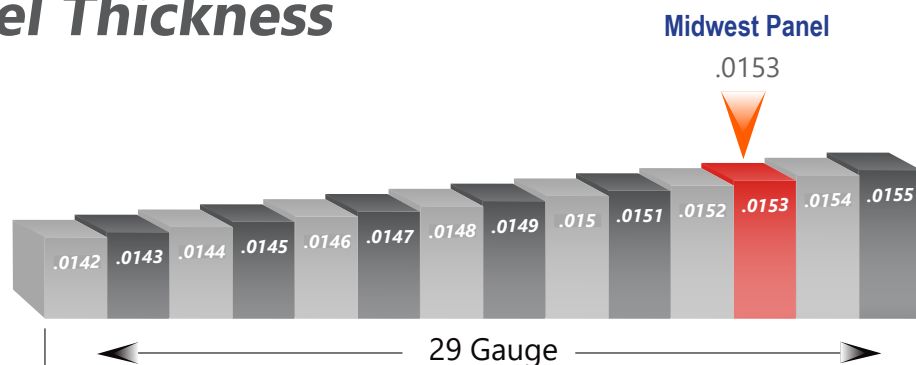
Silicone - Modified Polyester (SMP) Most widely used on building products with excellent protection against fading and chalking.

Polyester Mostly used for interior projects.

Paint Thickness



Steel Thickness





Understanding Our Substrates

Galvanized Substrate

Hot dipped zinc coating

Measured in weights of G60, G90, and G100

G100 means 1 oz of zinc per sq. ft. top and bottom combined

Bare G60 / G90 / G100 - No Mill Warranty Available

G90/G100 is recommended for use in corrosive animal confinement environments

Galvalume Substrate


- 55% Aluminum, 45% Zinc by volume
- Application is measured by oz./sq. ft. on both sides
- AZ50 coating is used for EXTERIOR
- AZ35 is used for liner panel
- Bare Galvalume AZ50 has 40-Year Mill Warranty

Galvalume is recommended for the use in all environments that are not highly corrosive.

THICKNESS of Substrate Coatings

The heavier the substrate coating, the more years of protection you will enjoy.

Note: G90 will last 50% longer than G60.



The heavier coatings will offer superior protection against corrosion.