

2022 Hampshire Autism Strategy Survey Summary Report

Filter(s) applied: *Respondent Groups=Autistic people*

Background

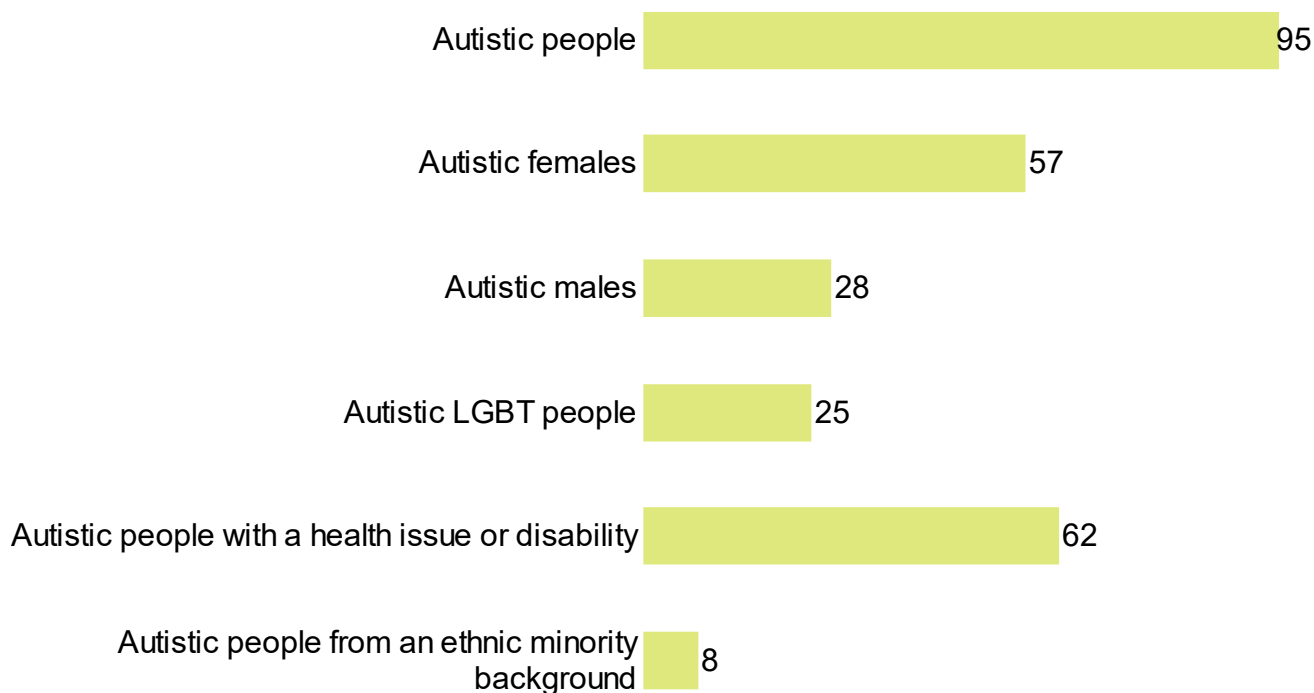
This report summarises the responses by respondents to the Hampshire Autism Partnership Board Survey.

The survey opened on 15 August 2022 and closed on 09 October 2022.

This report covers the **95** responses submitted that meet the filter(s) described above, with the average respondent taking 29 minutes to complete their response.

In order to understand the responses of different groups of respondents, a number of groups have been identified for the more detailed analyses in this report. The sizes of these response groups are shown below:

Respondent Groups (Base: 95)



2022 Hampshire Autism Strategy Survey Summary Report

Contents:

Page 3 - Section 1: Tasks that autistic people undertake

Page 6 - Section 2: How autism is supported in society

Page 18 - Section 3: Education

Page 37 - Section 4: Employment

Page 49 - Section 5: Healthcare

Page 85 - Section 6: Community support

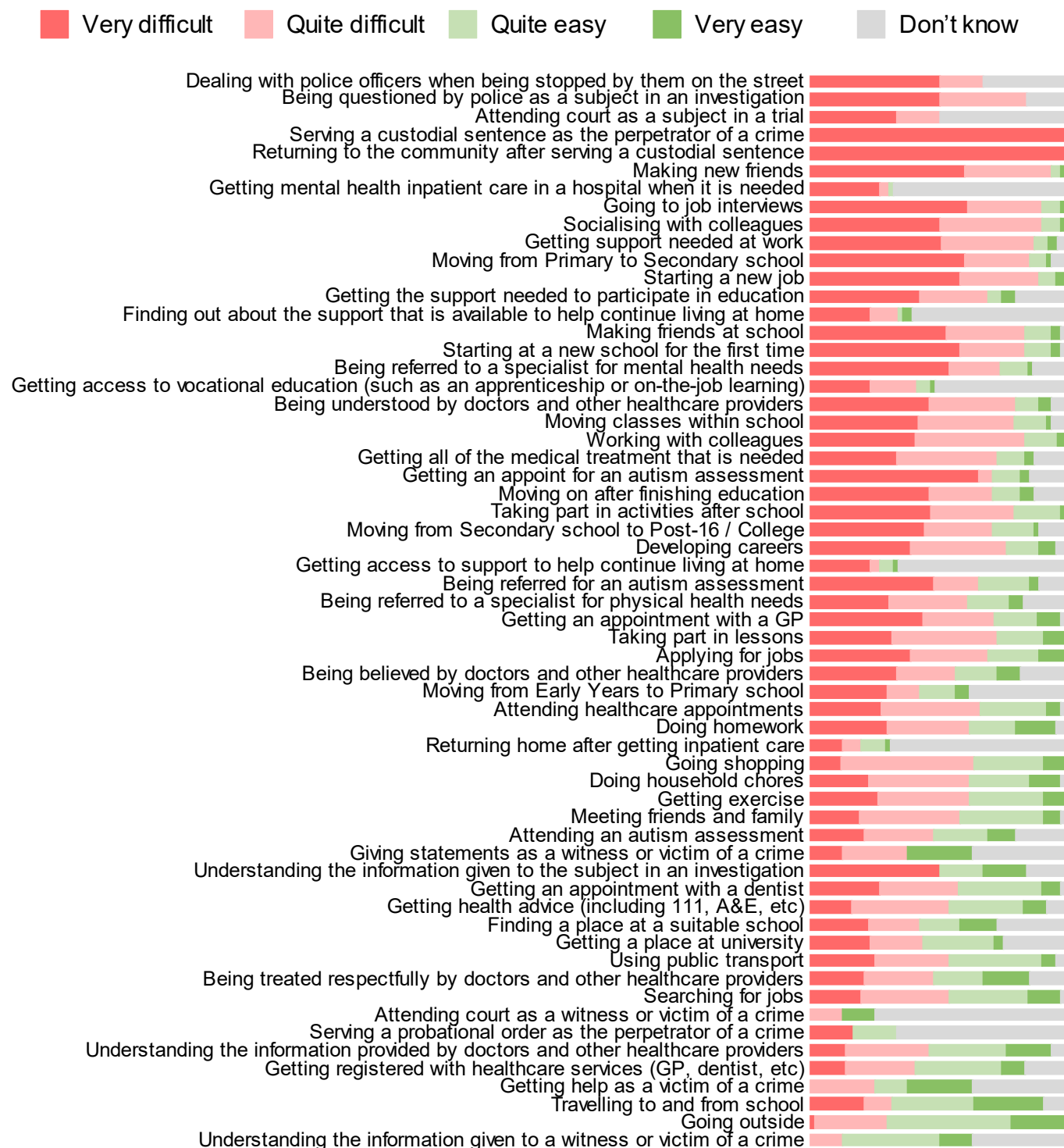
Page 105 - Section 7: Criminal Justice

Page 126 - Section 8: Who responded?

2022 Hampshire Autism Strategy Survey Summary Report

Section 1: Tasks that autistic people undertake

How easy or difficult is...(responses of autistic people, ranked by most difficult when ignoring 'Don't know' responses)



The statistics of the data on this chart, including base sizes for each row, are shown on the next two pages.

2022 Hampshire Autism Strategy Survey Summary Report

	Total	All responses					Excluding 'don't know'	
		Very difficult	Quite difficult	Quite easy	Very easy	Don't know	Difficult overall	Easy overall
Dealing with police officers when being stopped by them on the street	6	50%	17%	-	-	33%	100%	0%
Being questioned by police as a subject in an investigation	6	50%	33%	-	-	17%	100%	0%
Attending court as a subject in a trial	6	33%	17%	-	-	50%	100%	0%
Serving a custodial sentence as the perpetrator of a crime	1	100%	-	-	-	-	100%	0%
Returning to the community after serving a custodial sentence	1	100%	-	-	-	-	100%	0%
Making new friends	57	60%	33%	4%	2%	2%	95%	5%
Getting mental health inpatient care in a hospital when it is needed	56	27%	4%	2%	-	68%	94%	6%
Going to job interviews	56	61%	29%	7%	2%	2%	91%	9%
Socialising with colleagues	56	50%	39%	7%	2%	2%	91%	9%
Getting support needed at work	57	51%	35%	5%	4%	5%	91%	9%
Moving from Primary to Secondary school	57	60%	25%	7%	2%	7%	91%	9%
Starting a new job	57	58%	30%	7%	5%	-	88%	12%
Getting the support needed to participate in education	57	42%	26%	5%	5%	21%	87%	13%
Finding out about the support that is available to help continue living at home	56	23%	11%	2%	4%	61%	86%	14%
Making friends at school	57	53%	30%	11%	4%	4%	85%	15%
Starting at a new school for the first time	57	58%	25%	11%	4%	4%	85%	15%
Being referred to a specialist for mental health needs	56	54%	20%	11%	2%	14%	85%	15%
Getting access to vocational education (such as an apprenticeship or on-the-job learning)	56	23%	18%	5%	2%	52%	85%	15%
Being understood by doctors and other healthcare providers	57	46%	33%	9%	5%	7%	85%	15%
Moving classes within school	55	42%	36%	13%	2%	7%	84%	16%
Working with colleagues	57	40%	42%	12%	4%	2%	84%	16%
Getting all of the medical treatment that is needed	57	33%	39%	11%	4%	14%	84%	16%
Getting an appoint for an autism assessment	57	65%	5%	11%	4%	16%	83%	17%
Moving on after finishing education	57	46%	25%	11%	5%	14%	82%	18%
Taking part in activities after school	56	46%	32%	18%	2%	2%	80%	20%
Moving from Secondary school to Post-16 / College	57	44%	26%	16%	2%	12%	80%	20%
Developing careers	57	39%	37%	12%	7%	5%	80%	20%
Getting access to support to help continue living at home	56	23%	4%	5%	2%	66%	79%	21%
Being referred for an autism assessment	57	47%	18%	19%	4%	12%	74%	26%
Being referred to a specialist for physical health needs	56	30%	30%	16%	5%	18%	74%	26%
Getting an appointment with a GP	55	44%	27%	16%	9%	4%	74%	26%
Taking part in lessons	57	32%	40%	18%	9%	2%	73%	27%
Applying for jobs	57	39%	30%	19%	11%	2%	70%	30%
Being believed by doctors and other healthcare providers	57	33%	23%	16%	9%	19%	70%	30%
Moving from Early Years to Primary school	57	30%	12%	14%	5%	39%	69%	31%
Attending healthcare appointments	55	27%	38%	25%	5%	4%	68%	32%
Doing homework	57	30%	32%	18%	16%	5%	65%	35%
Returning home after getting inpatient care	55	13%	7%	9%	2%	69%	65%	35%
Going shopping	57	12%	51%	26%	9%	2%	64%	36%
Doing household chores	57	23%	39%	23%	12%	4%	64%	36%
Getting exercise	57	26%	35%	28%	9%	2%	63%	38%
Meeting friends and family	57	19%	39%	32%	7%	4%	60%	40%

2022 Hampshire Autism Strategy Survey Summary Report

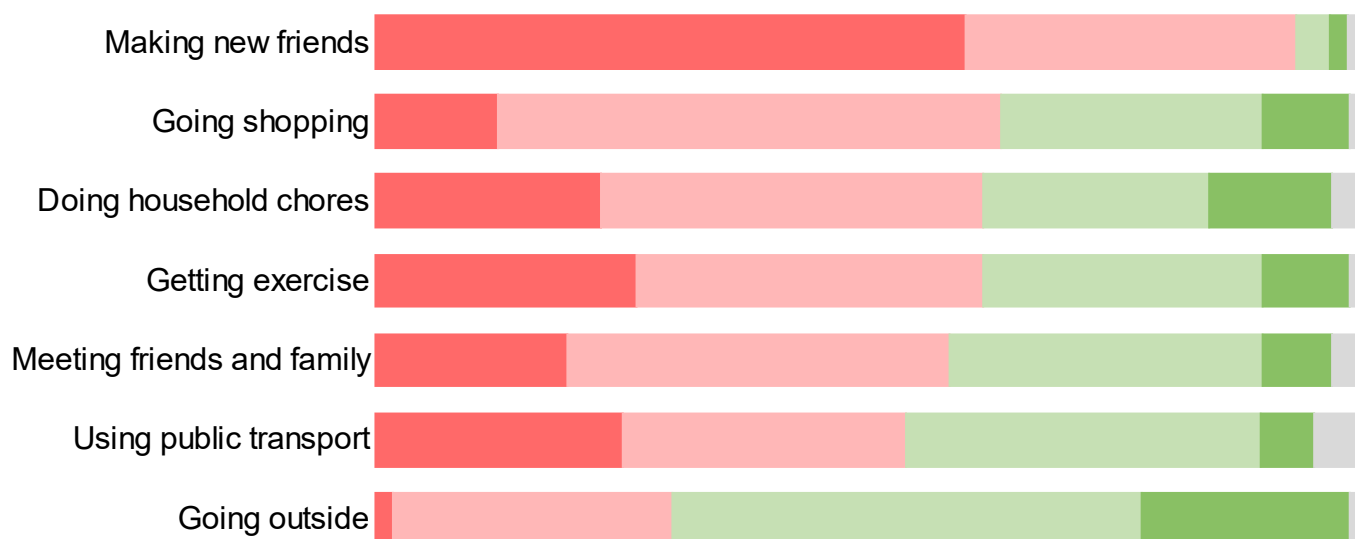
	Total	All responses					Excluding 'don't know'	
		Very difficult	Quite difficult	Quite easy	Very easy	Don't know	Difficult overall	Easy overall
Attending an autism assessment	57	21%	26%	21%	11%	21%	60%	40%
Giving statements as a witness or victim of a crime	8	13%	25%	-	25%	38%	60%	40%
Understanding the information given to the subject in an investigation	6	50%	-	17%	17%	17%	60%	40%
Getting an appointment with a dentist	56	27%	30%	32%	7%	4%	59%	41%
Getting health advice (including 111, A&E, etc)	56	16%	38%	29%	9%	9%	59%	41%
Finding a place at a suitable school	57	23%	19%	16%	14%	28%	59%	41%
Getting a place at university	55	24%	20%	27%	4%	25%	59%	41%
Using public transport	56	25%	29%	36%	5%	5%	57%	43%
Being treated respectfully by doctors and other healthcare providers	57	21%	26%	19%	18%	16%	56%	44%
Searching for jobs	56	20%	34%	30%	13%	4%	56%	44%
Attending court as a witness or victim of a crime	8	-	13%	-	13%	75%	50%	50%
Serving a probational order as the perpetrator of a crime	6	17%	-	17%	-	67%	50%	50%
Understanding the information provided by doctors and other healthcare providers	57	14%	32%	30%	18%	7%	49%	51%
Getting registered with healthcare services (GP, dentist, etc)	57	14%	26%	33%	9%	18%	49%	51%
Getting help as a victim of a crime	8	-	25%	13%	25%	38%	40%	60%
Travelling to and from school	57	21%	11%	32%	26%	11%	35%	65%
Going outside	57	2%	28%	47%	21%	2%	30%	70%
Understanding the information given to a witness or victim of a crime	8	-	13%	38%	13%	38%	20%	80%

2022 Hampshire Autism Strategy Survey Summary Report

Section 2: How autism is supported in society

How easy or difficult is...(responses of autistic people, ranked by most difficult when ignoring 'Don't know' responses)

Very difficult Quite difficult Quite easy Very easy Don't know



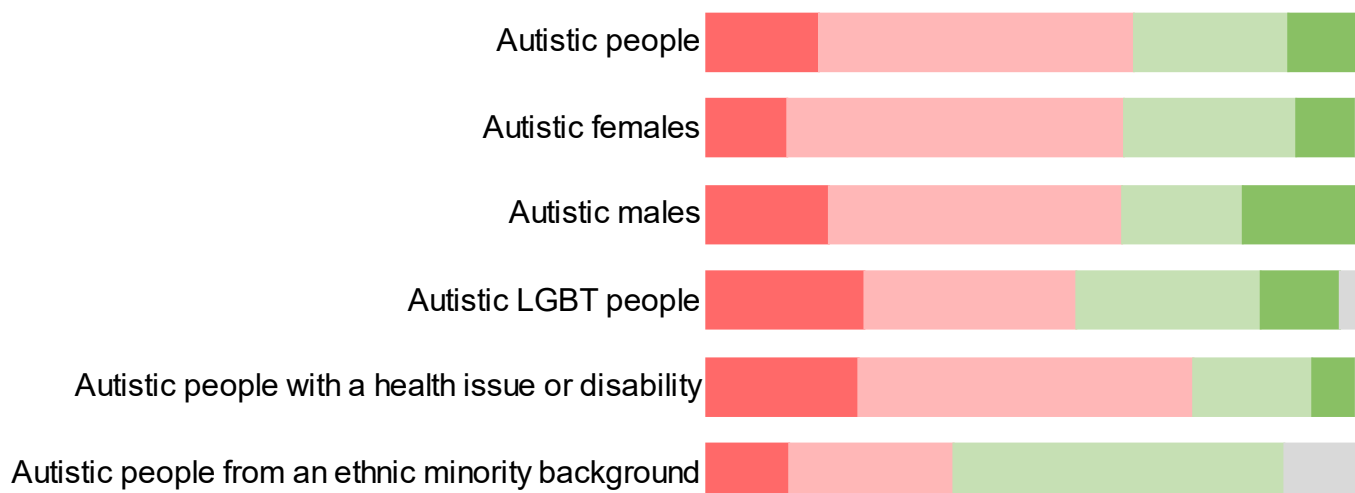
	Base	All responses					Excluding 'don't know'	
		Very difficult	Quite difficult	Quite easy	Very easy	Don't know	Difficult overall	Easy overall
Making new friends	57	60%	33%	4%	2%	2%	95%	5%
Going shopping	57	12%	51%	26%	9%	2%	64%	36%
Doing household chores	57	23%	39%	23%	12%	4%	64%	36%
Getting exercise	57	26%	35%	28%	9%	2%	63%	38%
Meeting friends and family	57	19%	39%	32%	7%	4%	60%	40%
Using public transport	56	25%	29%	36%	5%	5%	57%	43%
Going outside	57	2%	28%	47%	21%	2%	30%	70%

Views on these tasks are explored in more detail on the following pages.

2022 Hampshire Autism Strategy Survey Summary Report

Going shopping

■ Very difficult
 ■ Quite difficult
 ■ Quite easy
 ■ Very easy
 ■ Don't know

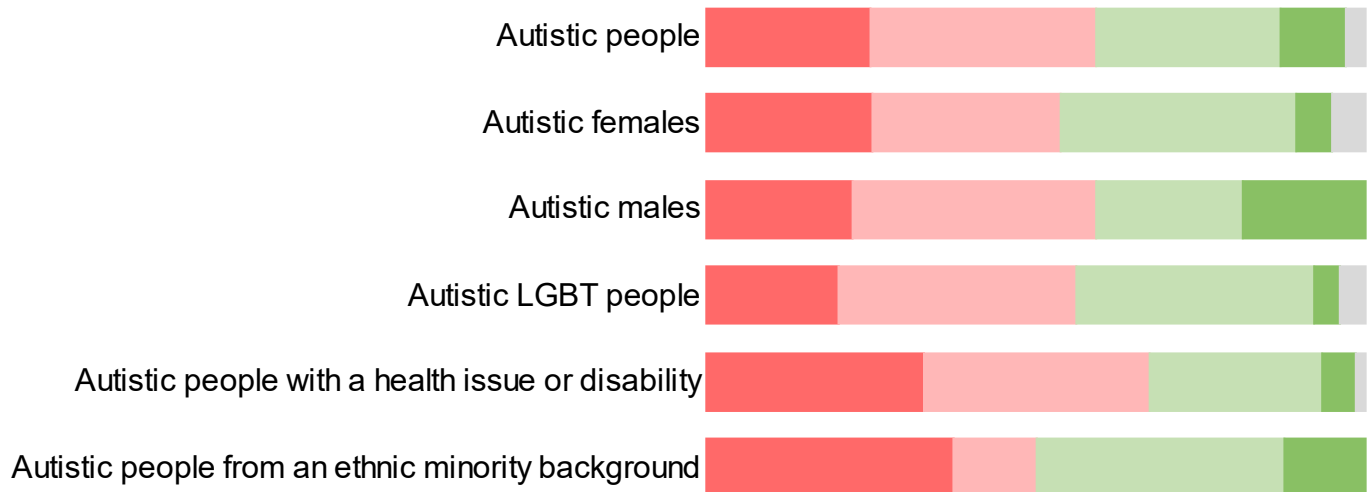


	Base	All responses					Excluding 'Don't know'	
		Very difficult	Quite difficult	Quite easy	Very easy	Don't know	Difficult overall	Easy overall
Autistic people	94	17%	48%	23%	11%	1%	66%	34%
Autistic females	57	12%	51%	26%	9%	2%	64%	36%
Autistic males	27	19%	44%	19%	19%	-	63%	37%
Autistic LGBT people	25	24%	32%	28%	12%	4%	58%	42%
Autistic people with a health issue or disability	61	23%	51%	18%	7%	2%	75%	25%
Autistic people from an ethnic minority background	8	13%	25%	50%	-	13%	43%	57%

2022 Hampshire Autism Strategy Survey Summary Report

Using public transport

Very difficult Quite difficult Quite easy Very easy Don't know

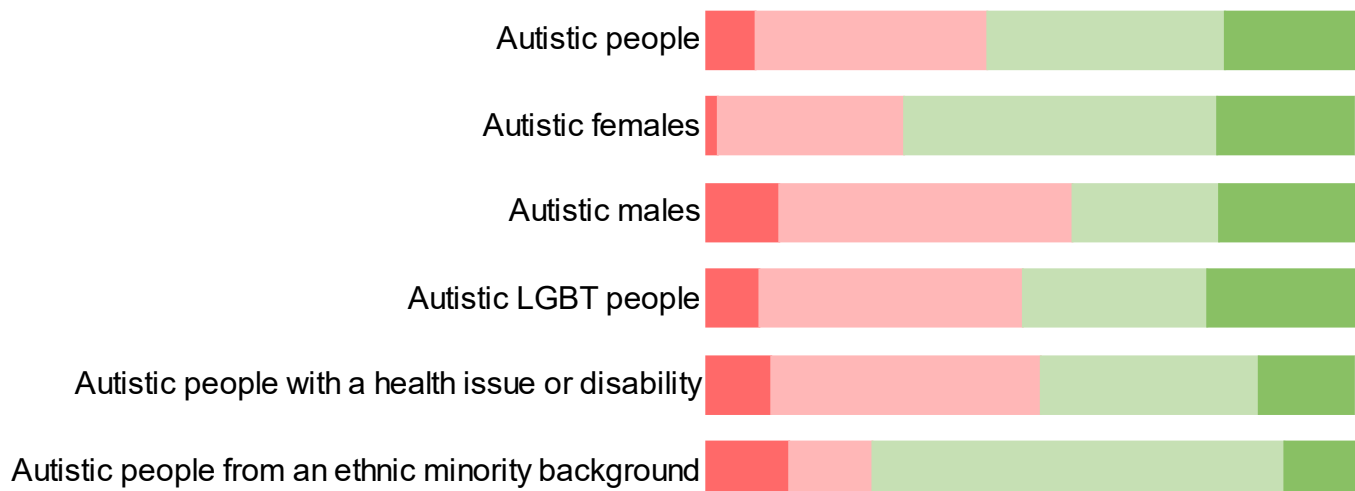


	Base	All responses					Excluding 'Don't know'	
		Very difficult	Quite difficult	Quite easy	Very easy	Don't know	Difficult overall	Easy overall
Autistic people	93	25%	34%	28%	10%	3%	61%	39%
Autistic females	56	25%	29%	36%	5%	5%	57%	43%
Autistic males	27	22%	37%	22%	19%	-	59%	41%
Autistic LGBT people	25	20%	36%	36%	4%	4%	58%	42%
Autistic people with a health issue or disability	61	33%	34%	26%	5%	2%	68%	32%
Autistic people from an ethnic minority background	8	38%	13%	38%	13%	-	50%	50%

2022 Hampshire Autism Strategy Survey Summary Report

Going outside

■ Very difficult
 ■ Quite difficult
 ■ Quite easy
 ■ Very easy
 ■ Don't know

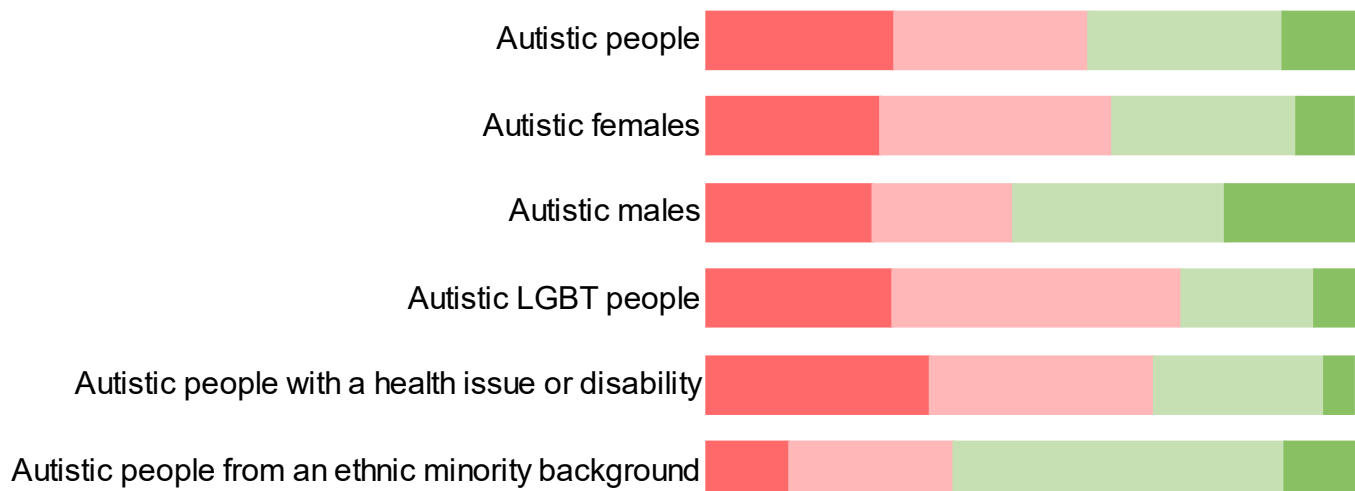


	Base	All responses					Excluding 'Don't know'	
		Very difficult	Quite difficult	Quite easy	Very easy	Don't know	Difficult overall	Easy overall
Autistic people	94	7%	35%	36%	20%	1%	43%	57%
Autistic females	57	2%	28%	47%	21%	2%	30%	70%
Autistic males	27	11%	44%	22%	22%	-	56%	44%
Autistic LGBT people	25	8%	40%	28%	24%	-	48%	52%
Autistic people with a health issue or disability	61	10%	41%	33%	15%	2%	52%	48%
Autistic people from an ethnic minority background	8	13%	13%	63%	13%	-	25%	75%

2022 Hampshire Autism Strategy Survey Summary Report

Getting exercise

Very difficult Quite difficult Quite easy Very easy Don't know

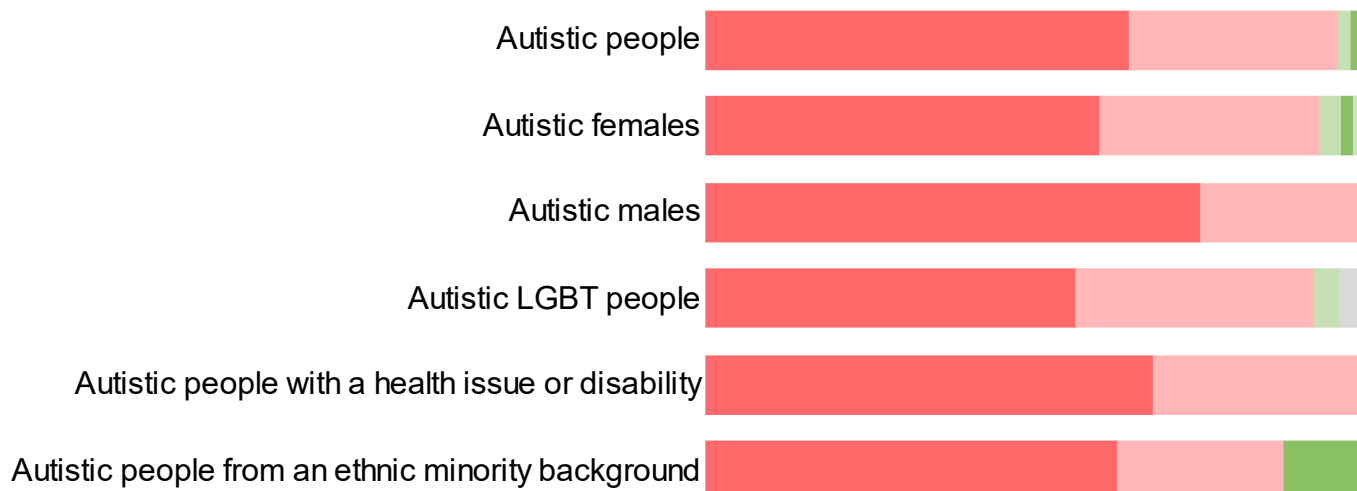


	Base	All responses					Excluding 'Don't know'	
		Very difficult	Quite difficult	Quite easy	Very easy	Don't know	Difficult overall	Easy overall
Autistic people	95	28%	29%	29%	12%	1%	59%	41%
Autistic females	57	26%	35%	28%	9%	2%	63%	38%
Autistic males	28	25%	21%	32%	21%	-	46%	54%
Autistic LGBT people	25	28%	44%	20%	8%	-	72%	28%
Autistic people with a health issue or disability	62	34%	34%	26%	5%	2%	69%	31%
Autistic people from an ethnic minority background	8	13%	25%	50%	13%	-	38%	63%

2022 Hampshire Autism Strategy Survey Summary Report

Making new friends

Very difficult Quite difficult Quite easy Very easy Don't know

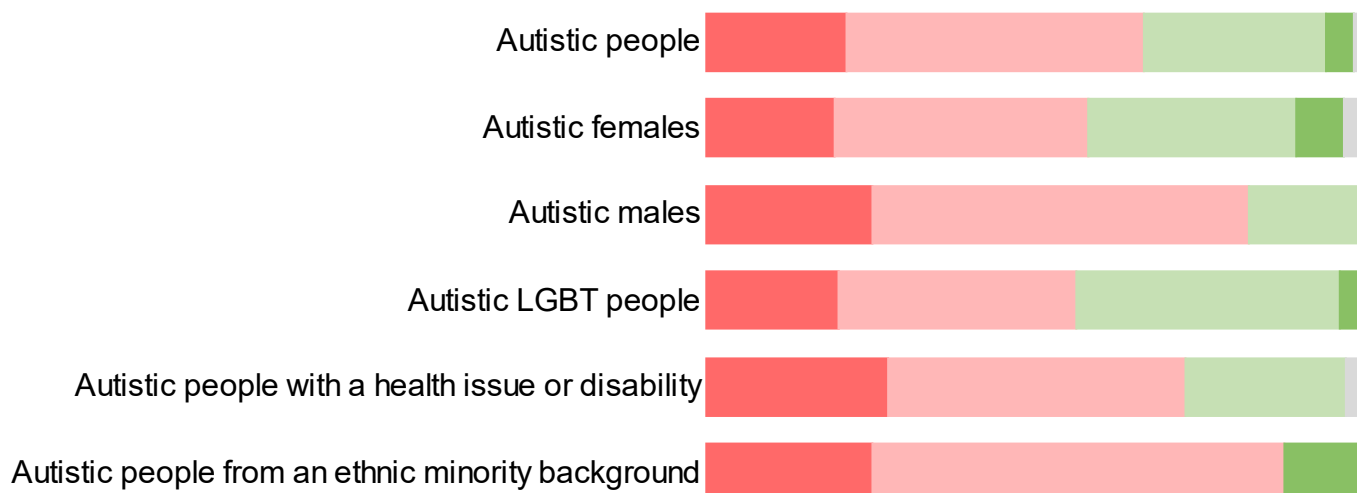


	Base	All responses					Excluding 'Don't know'	
		Very difficult	Quite difficult	Quite easy	Very easy	Don't know	Difficult overall	Easy overall
Autistic people	95	64%	32%	2%	1%	1%	97%	3%
Autistic females	57	60%	33%	4%	2%	2%	95%	5%
Autistic males	28	75%	25%	-	-	-	100%	0%
Autistic LGBT people	25	56%	36%	4%	-	4%	96%	4%
Autistic people with a health issue or disability	62	68%	32%	-	-	-	100%	0%
Autistic people from an ethnic minority background	8	63%	25%	-	13%	-	88%	13%

2022 Hampshire Autism Strategy Survey Summary Report

Meeting friends and family

■ Very difficult
 ■ Quite difficult
 ■ Quite easy
 ■ Very easy
 ■ Don't know

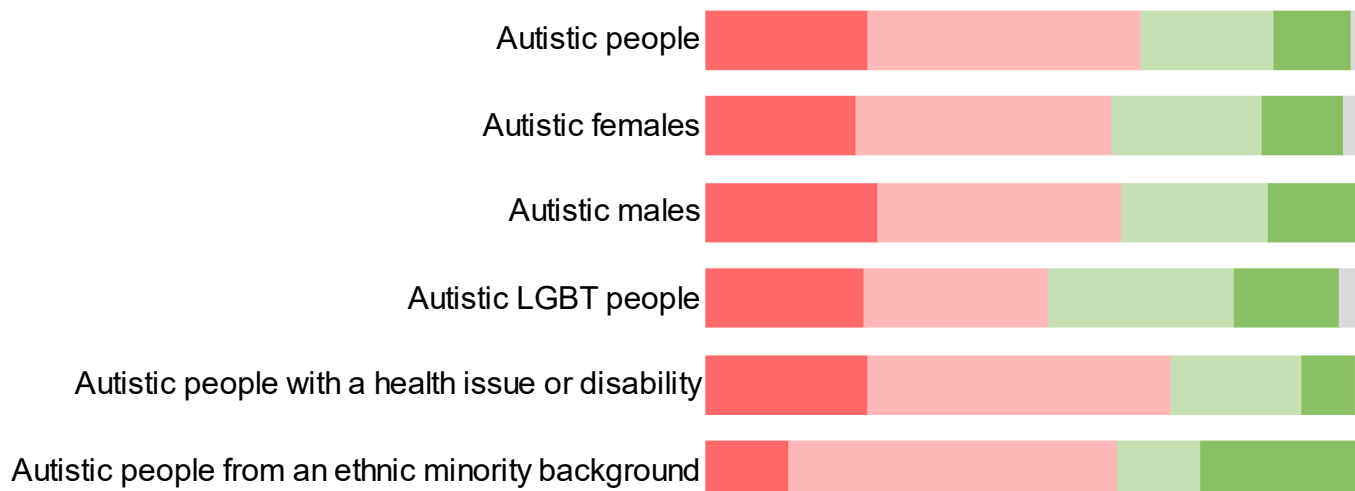


	Base	All responses					Excluding 'Don't know'	
		Very difficult	Quite difficult	Quite easy	Very easy	Don't know	Difficult overall	Easy overall
Autistic people	95	21%	45%	27%	4%	2%	68%	32%
Autistic females	57	19%	39%	32%	7%	4%	60%	40%
Autistic males	28	25%	57%	18%	-	-	82%	18%
Autistic LGBT people	25	20%	36%	40%	4%	-	56%	44%
Autistic people with a health issue or disability	62	27%	45%	24%	-	3%	75%	25%
Autistic people from an ethnic minority background	8	25%	63%	-	13%	-	88%	13%

2022 Hampshire Autism Strategy Survey Summary Report

Doing household chores

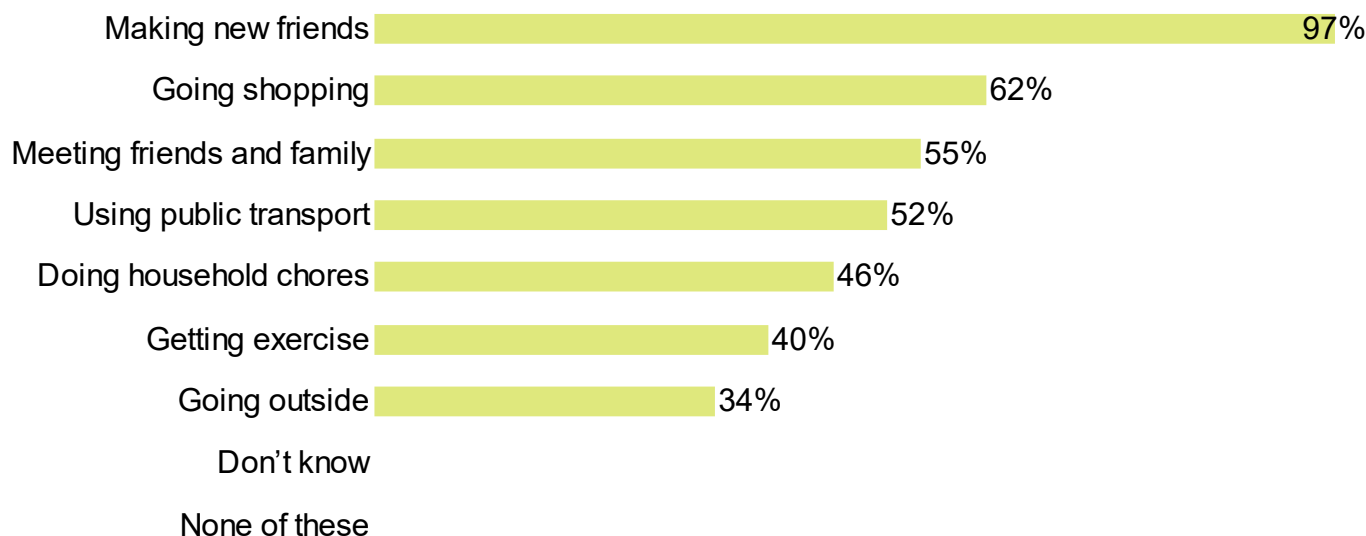
Very difficult Quite difficult Quite easy Very easy Don't know



	Base	All responses					Excluding 'Don't know'	
		Very difficult	Quite difficult	Quite easy	Very easy	Don't know	Difficult overall	Easy overall
Autistic people	94	24%	41%	20%	12%	2%	67%	33%
Autistic females	57	23%	39%	23%	12%	4%	64%	36%
Autistic males	27	26%	37%	22%	15%	-	63%	37%
Autistic LGBT people	25	24%	28%	28%	16%	4%	54%	46%
Autistic people with a health issue or disability	61	25%	46%	20%	8%	2%	72%	28%
Autistic people from an ethnic minority background	8	13%	50%	13%	25%	-	63%	38%

2022 Hampshire Autism Strategy Survey Summary Report

If you feel any of these tasks are difficult, are any of these made more difficult by autism, rather than another reason? (Base: 91)

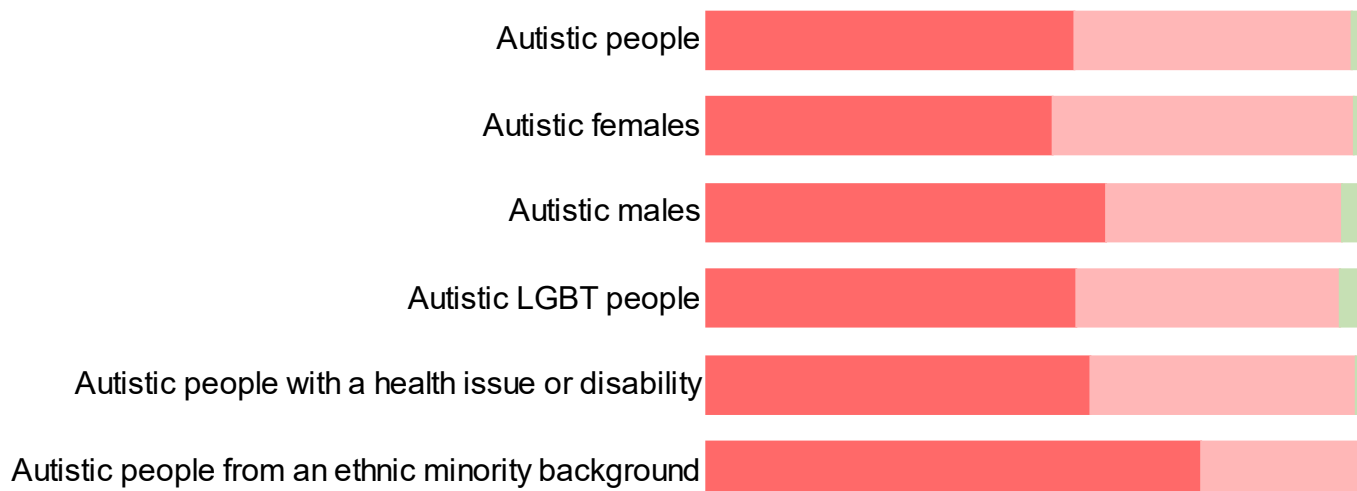


	Autistic people	Autistic females	Autistic males	Autistic LGBT people	Autistic people with a health issue or disability	Autistic people from an ethnic minority background
Base	91	53	28	24	62	7
Making new friends	97%	94%	100%	92%	98%	100%
Going shopping	62%	62%	57%	54%	69%	43%
Meeting friends and family	55%	49%	64%	50%	60%	86%
Using public transport	52%	49%	50%	50%	60%	57%
Doing household chores	46%	42%	46%	38%	50%	57%
Getting exercise	40%	40%	36%	42%	47%	29%
Going outside	34%	26%	36%	38%	40%	29%
Don't know	-	-	-	-	-	-
None of these	-	-	-	-	-	-

2022 Hampshire Autism Strategy Survey Summary Report

How well do you think the general public understand the needs of autistic people?

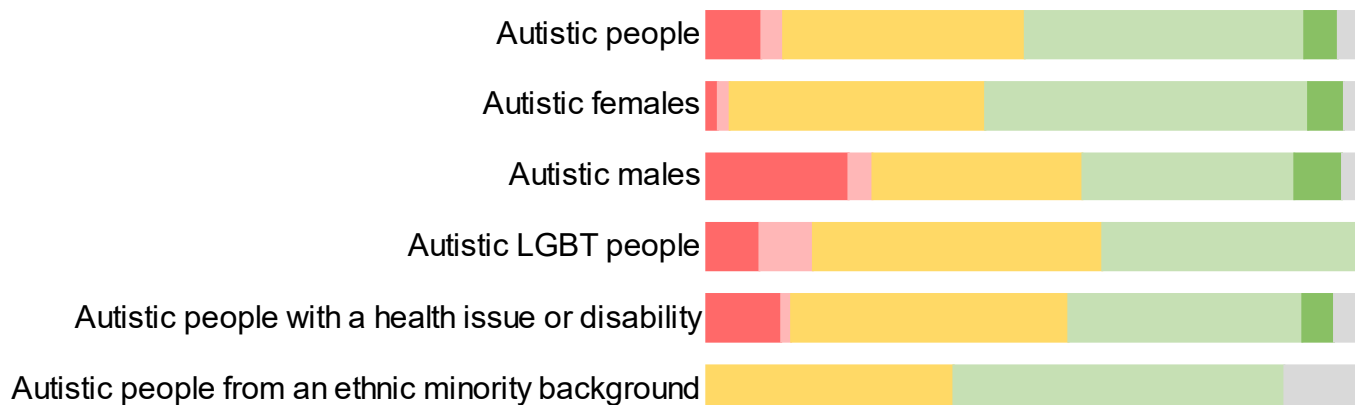
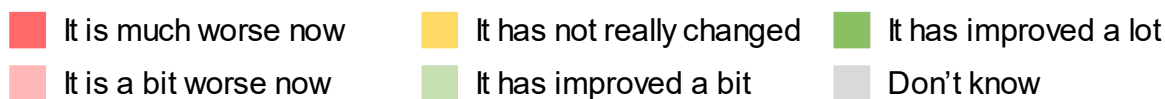
Very poorly Poorly Quite well Very well Don't know



	Base	All responses					Excluding 'Don't know'	
		Very poorly	Poorly	Quite well	Very well	Don't know	Poorly overall	Well overall
Autistic people	95	56%	42%	2%	-	-	98%	2%
Autistic females	57	53%	46%	2%	-	-	98%	2%
Autistic males	28	61%	36%	4%	-	-	96%	4%
Autistic LGBT people	25	56%	40%	4%	-	-	96%	4%
Autistic people with a health issue or disability	62	58%	40%	2%	-	-	98%	2%
Autistic people from an ethnic minority background	8	75%	25%	-	-	-	100%	0%

2022 Hampshire Autism Strategy Survey Summary Report

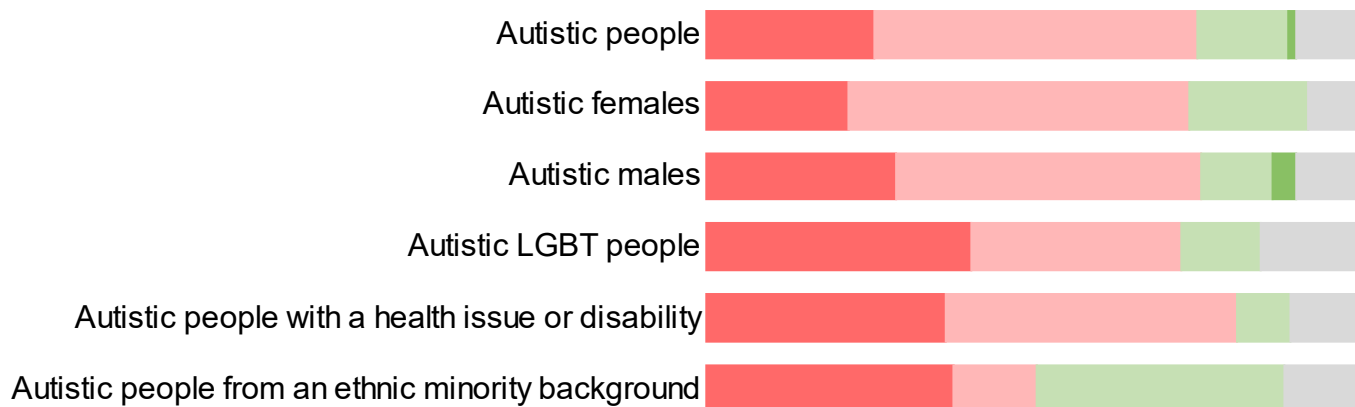
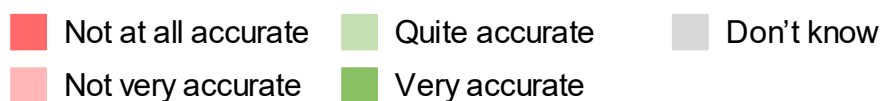
Do you think the public's understanding around autism has improved or worsened over the last five years?



	Base	All responses						Excluding 'Don't know'	
		It is much worse now	It is a bit worse now	It has not really changed	It has improved a bit	It has improved a lot	Don't know	Worsened overall	Improved overall
Autistic people	95	8%	3%	37%	42%	5%	4%	12%	49%
Autistic females	57	2%	2%	39%	49%	5%	4%	4%	56%
Autistic males	28	21%	4%	32%	32%	7%	4%	26%	41%
Autistic LGBT people	25	8%	8%	44%	40%	-	-	16%	40%
Autistic people with a health issue or disability	62	11%	2%	42%	35%	5%	5%	14%	42%
Autistic people from an ethnic minority background	8	-	-	38%	50%	-	13%	0%	57%

2022 Hampshire Autism Strategy Survey Summary Report

Thinking about how autistic people are portrayed in the media, would you say that these portrayals are usually...



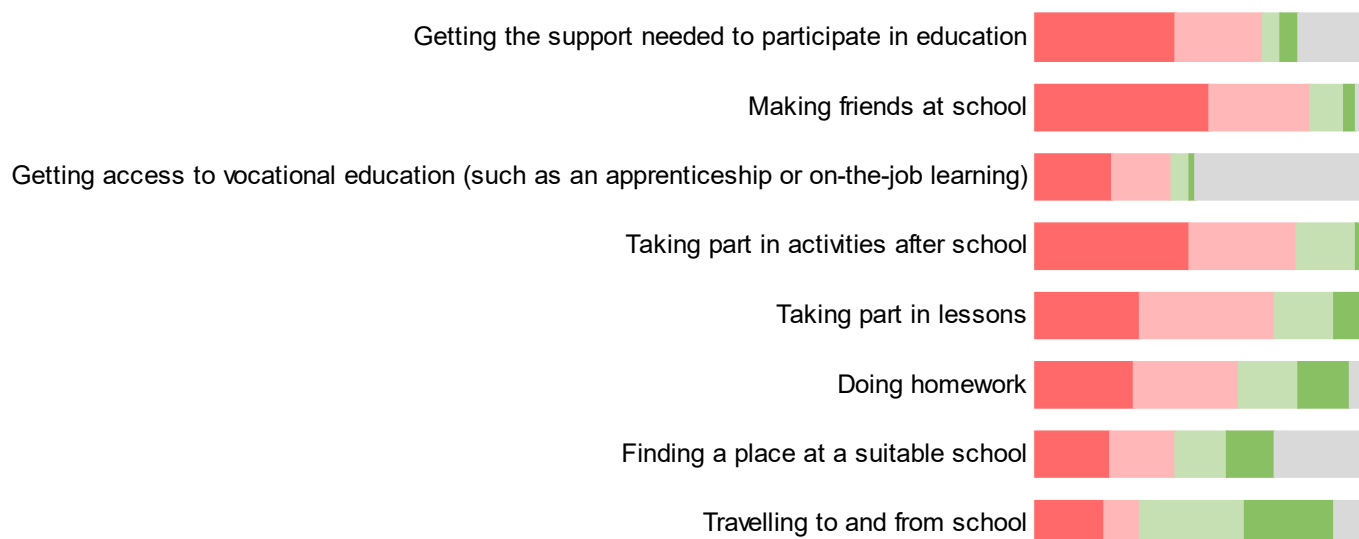
	Base	All responses					Excluding 'Don't know'	
		Not at all accurate	Not very accurate	Quite accurate	Very accurate	Don't know	Not accurate overall	Accurate overall
Autistic people	94	26%	49%	14%	1%	11%	83%	17%
Autistic females	56	21%	52%	18%	-	9%	80%	20%
Autistic males	28	29%	46%	11%	4%	11%	84%	16%
Autistic LGBT people	25	40%	32%	12%	-	16%	86%	14%
Autistic people with a health issue or disability	61	36%	44%	8%	-	11%	91%	9%
Autistic people from an ethnic minority background	8	38%	13%	38%	-	13%	57%	43%

2022 Hampshire Autism Strategy Survey Summary Report

Section 3: Education

How easy or difficult is...(responses of autistic people, ranked by most difficult when ignoring 'Don't know' responses)

Very difficult Quite difficult Quite easy Very easy Don't know



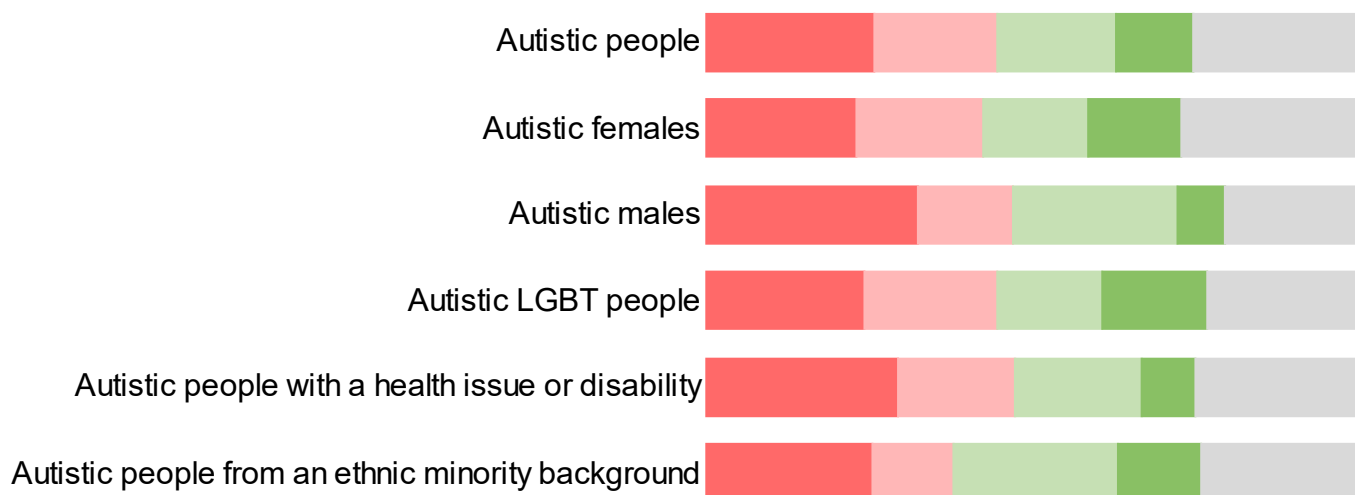
	Base	All responses					Excluding 'don't know'	
		Very difficult	Quite difficult	Quite easy	Very easy	Don't know	Difficult overall	Easy overall
Getting the support needed to participate in education	57	42%	26%	5%	5%	21%	87%	13%
Making friends at school	57	53%	30%	11%	4%	4%	85%	15%
Getting access to vocational education (such as an apprenticeship or on-the-job learning)	56	23%	18%	5%	2%	52%	85%	15%
Taking part in activities after school	56	46%	32%	18%	2%	2%	80%	20%
Taking part in lessons	57	32%	40%	18%	9%	2%	73%	27%
Doing homework	57	30%	32%	18%	16%	5%	65%	35%
Finding a place at a suitable school	57	23%	19%	16%	14%	28%	59%	41%
Travelling to and from school	57	21%	11%	32%	26%	11%	35%	65%

2022 Hampshire Autism Strategy Survey Summary Report

Views on these tasks are explored in more detail on the following pages.

Finding a place at a suitable school

■ Very difficult
 ■ Quite difficult
 ■ Quite easy
 ■ Very easy
 ■ Don't know

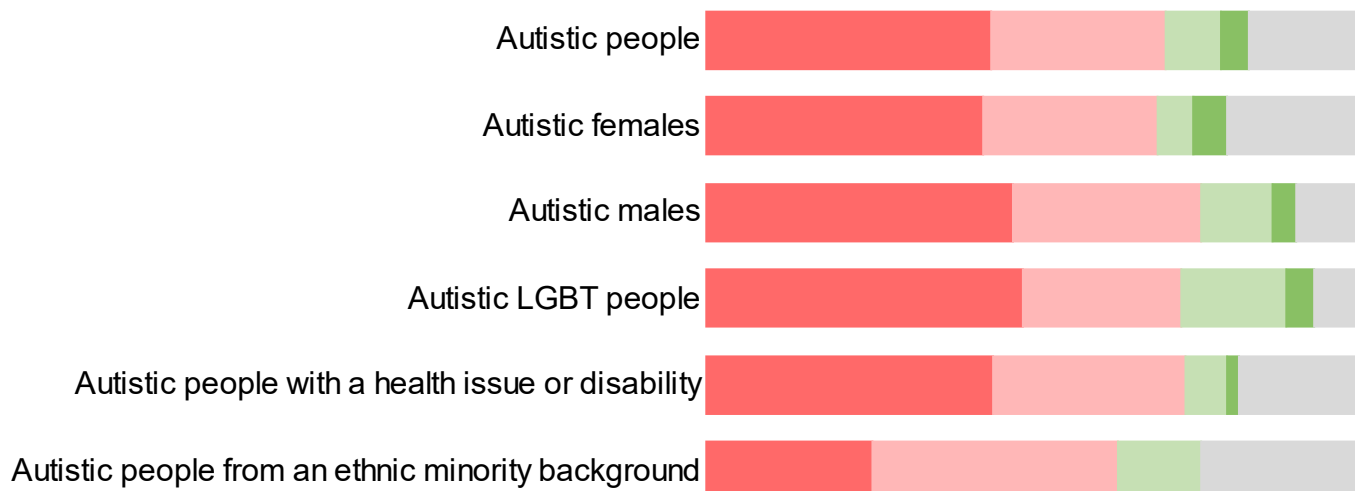


	Base	All responses					Excluding 'Don't know'	
		Very difficult	Quite difficult	Quite easy	Very easy	Don't know	Difficult overall	Easy overall
Autistic people	95	25%	19%	18%	12%	26%	60%	40%
Autistic females	57	23%	19%	16%	14%	28%	59%	41%
Autistic males	28	32%	14%	25%	7%	21%	59%	41%
Autistic LGBT people	25	24%	20%	16%	16%	24%	58%	42%
Autistic people with a health issue or disability	62	29%	18%	19%	8%	26%	63%	37%
Autistic people from an ethnic minority background	8	25%	13%	25%	13%	25%	50%	50%

2022 Hampshire Autism Strategy Survey Summary Report

Getting the support needed to participate in education

Very difficult Quite difficult Quite easy Very easy Don't know

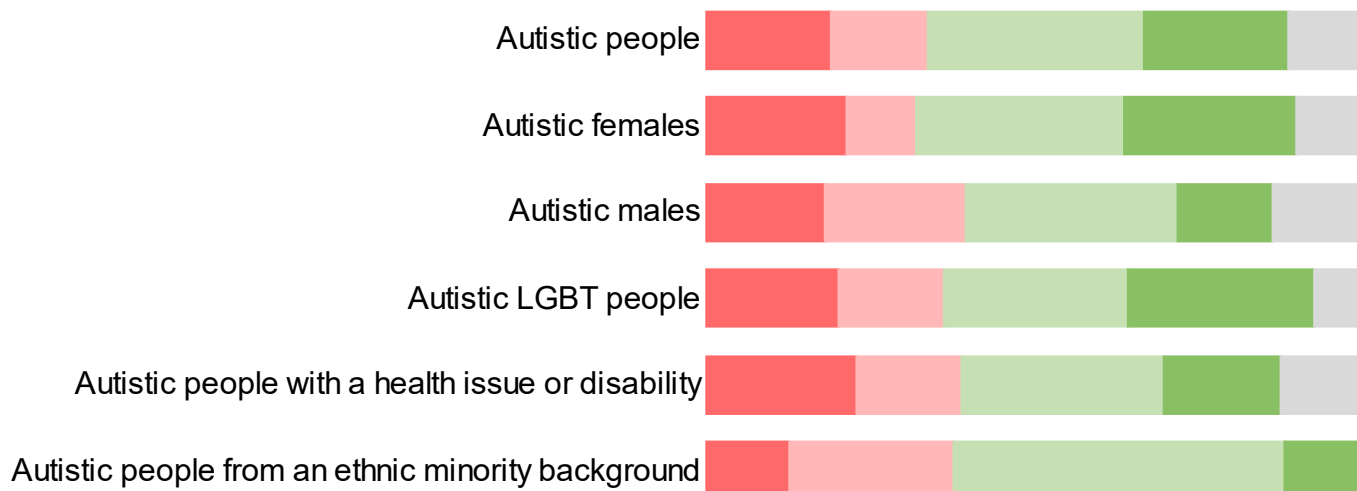


	Base	All responses					Excluding 'Don't know'	
		Very difficult	Quite difficult	Quite easy	Very easy	Don't know	Difficult overall	Easy overall
Autistic people	95	43%	26%	8%	4%	18%	85%	15%
Autistic females	57	42%	26%	5%	5%	21%	87%	13%
Autistic males	28	46%	29%	11%	4%	11%	84%	16%
Autistic LGBT people	25	48%	24%	16%	4%	8%	78%	22%
Autistic people with a health issue or disability	62	44%	29%	6%	2%	19%	90%	10%
Autistic people from an ethnic minority background	8	25%	38%	13%	-	25%	83%	17%

2022 Hampshire Autism Strategy Survey Summary Report

Travelling to and from school

■ Very difficult
 ■ Quite difficult
 ■ Quite easy
 ■ Very easy
 ■ Don't know

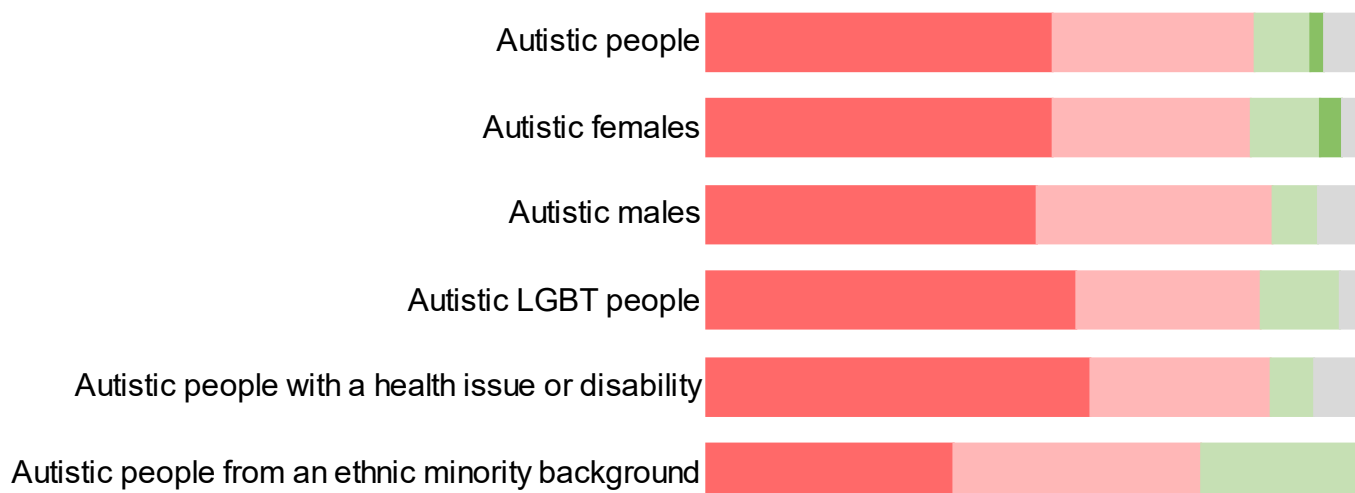


	Base	All responses					Excluding 'Don't know'	
		Very difficult	Quite difficult	Quite easy	Very easy	Don't know	Difficult overall	Easy overall
Autistic people	95	19%	15%	33%	22%	12%	38%	62%
Autistic females	57	21%	11%	32%	26%	11%	35%	65%
Autistic males	28	18%	21%	32%	14%	14%	46%	54%
Autistic LGBT people	25	20%	16%	28%	28%	8%	39%	61%
Autistic people with a health issue or disability	62	23%	16%	31%	18%	13%	44%	56%
Autistic people from an ethnic minority background	8	13%	25%	50%	13%	-	38%	63%

2022 Hampshire Autism Strategy Survey Summary Report

Making friends at school

■ Very difficult
 ■ Quite difficult
 ■ Quite easy
 ■ Very easy
 ■ Don't know

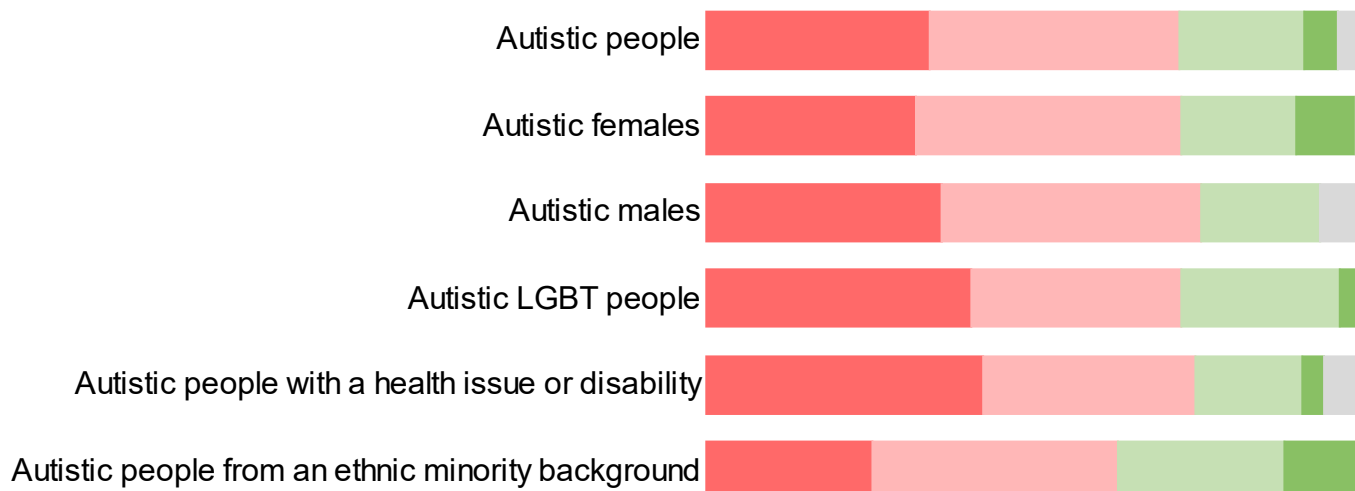


	Base	All responses					Excluding 'Don't know'	
		Very difficult	Quite difficult	Quite easy	Very easy	Don't know	Difficult overall	Easy overall
Autistic people	95	53%	31%	8%	2%	6%	89%	11%
Autistic females	57	53%	30%	11%	4%	4%	85%	15%
Autistic males	28	50%	36%	7%	-	7%	92%	8%
Autistic LGBT people	25	56%	28%	12%	-	4%	88%	13%
Autistic people with a health issue or disability	62	58%	27%	6%	-	8%	93%	7%
Autistic people from an ethnic minority background	8	38%	38%	25%	-	-	75%	25%

2022 Hampshire Autism Strategy Survey Summary Report

Taking part in lessons

Very difficult Quite difficult Quite easy Very easy Don't know

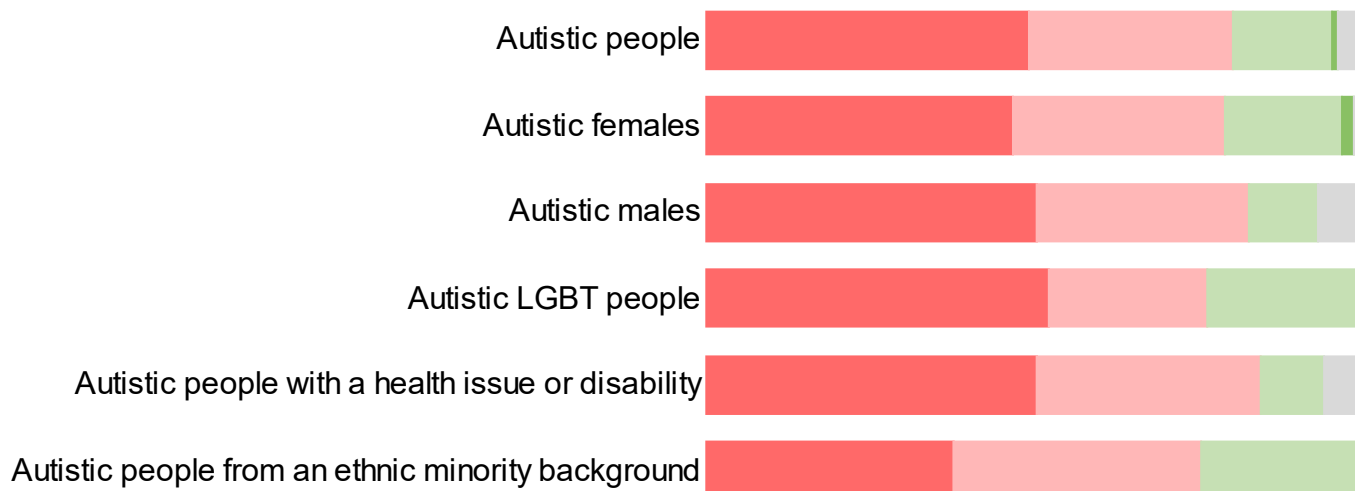


	Base	All responses					Excluding 'Don't know'	
		Very difficult	Quite difficult	Quite easy	Very easy	Don't know	Difficult overall	Easy overall
Autistic people	95	34%	38%	19%	5%	4%	75%	25%
Autistic females	57	32%	40%	18%	9%	2%	73%	27%
Autistic males	28	36%	39%	18%	-	7%	81%	19%
Autistic LGBT people	25	40%	32%	24%	4%	-	72%	28%
Autistic people with a health issue or disability	62	42%	32%	16%	3%	6%	79%	21%
Autistic people from an ethnic minority background	8	25%	38%	25%	13%	-	63%	38%

2022 Hampshire Autism Strategy Survey Summary Report

Taking part in activities after school

■ Very difficult
 ■ Quite difficult
 ■ Quite easy
 ■ Very easy
 ■ Don't know

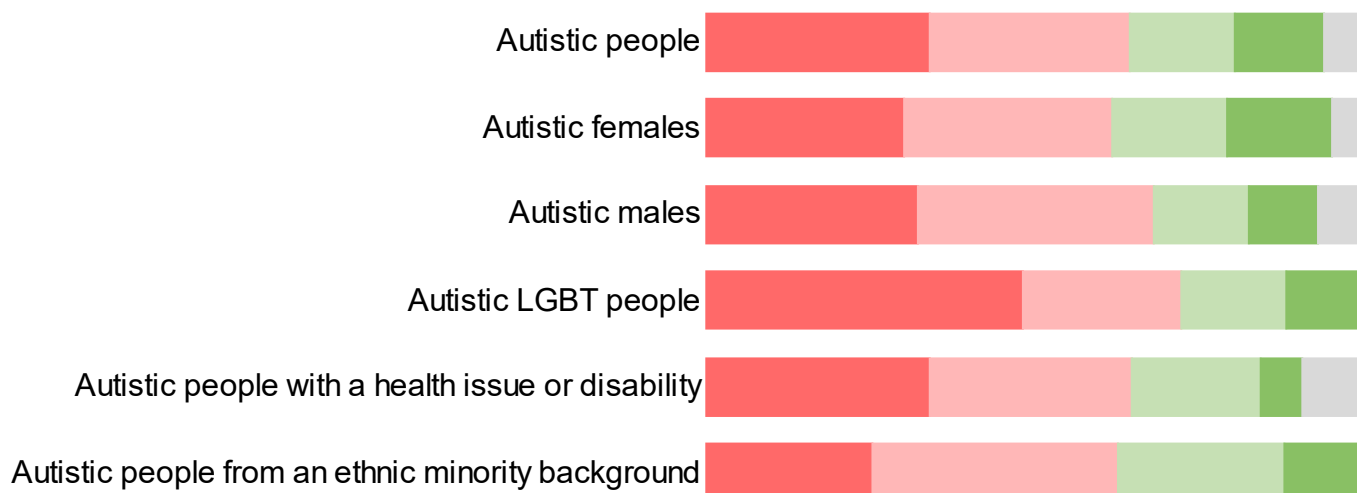


	Base	All responses					Excluding 'Don't know'	
		Very difficult	Quite difficult	Quite easy	Very easy	Don't know	Difficult overall	Easy overall
Autistic people	94	49%	31%	15%	1%	4%	83%	17%
Autistic females	56	46%	32%	18%	2%	2%	80%	20%
Autistic males	28	50%	32%	11%	-	7%	88%	12%
Autistic LGBT people	25	52%	24%	24%	-	-	76%	24%
Autistic people with a health issue or disability	62	50%	34%	10%	-	6%	90%	10%
Autistic people from an ethnic minority background	8	38%	38%	25%	-	-	75%	25%

2022 Hampshire Autism Strategy Survey Summary Report

Doing homework

Very difficult Quite difficult Quite easy Very easy Don't know

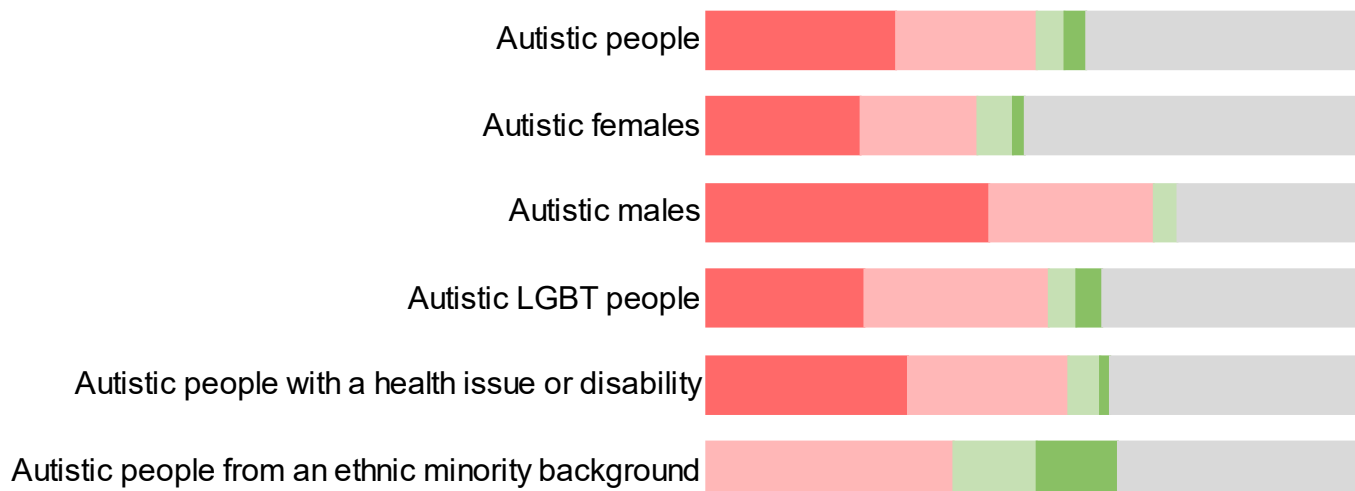


	Base	All responses					Excluding 'Don't know'	
		Very difficult	Quite difficult	Quite easy	Very easy	Don't know	Difficult overall	Easy overall
Autistic people	95	34%	31%	16%	14%	6%	69%	31%
Autistic females	57	30%	32%	18%	16%	5%	65%	35%
Autistic males	28	32%	36%	14%	11%	7%	73%	27%
Autistic LGBT people	25	48%	24%	16%	12%	-	72%	28%
Autistic people with a health issue or disability	62	34%	31%	19%	6%	10%	71%	29%
Autistic people from an ethnic minority background	8	25%	38%	25%	13%	-	63%	38%

2022 Hampshire Autism Strategy Survey Summary Report

Getting access to vocational education (such as an apprenticeship or on-the-job learning)

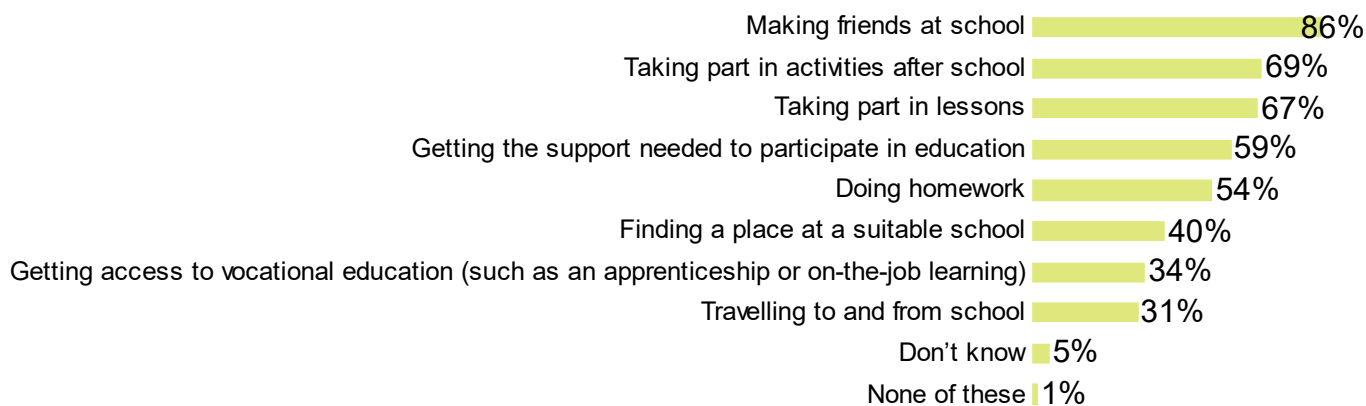
Very difficult Quite difficult Quite easy Very easy Don't know



	Base	All responses					Excluding 'Don't know'	
		Very difficult	Quite difficult	Quite easy	Very easy	Don't know	Difficult overall	Easy overall
Autistic people	94	29%	21%	4%	3%	43%	87%	13%
Autistic females	56	23%	18%	5%	2%	52%	85%	15%
Autistic males	28	43%	25%	4%	-	29%	95%	5%
Autistic LGBT people	25	24%	28%	4%	4%	40%	87%	13%
Autistic people with a health issue or disability	62	31%	24%	5%	2%	39%	89%	11%
Autistic people from an ethnic minority background	8	-	38%	13%	13%	38%	60%	40%

2022 Hampshire Autism Strategy Survey Summary Report

If you feel any of these tasks are difficult, are any of these made more difficult by autism, rather than another reason? (Base: 86)

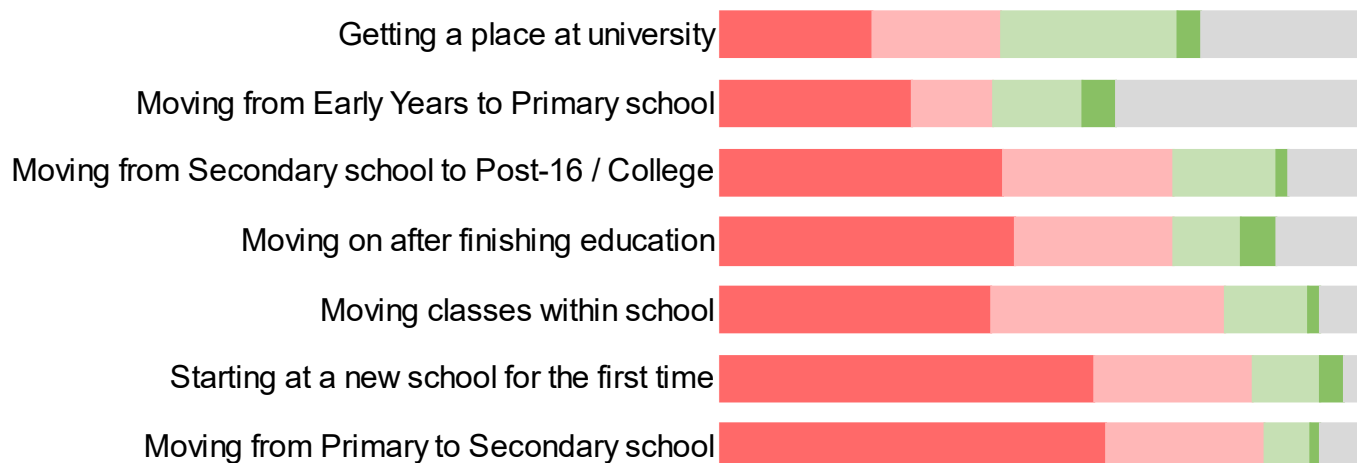


	Autistic people	Autistic females	Autistic males	Autistic LGBT people	Autistic people with a health issue or disability	Autistic people from an ethnic minority background
Base	86	52	26	24	57	7
Making friends at school	86%	83%	88%	79%	88%	86%
Taking part in activities after school	69%	60%	77%	63%	74%	71%
Taking part in lessons	67%	69%	62%	63%	72%	71%
Getting the support needed to participate in education	59%	56%	65%	67%	60%	71%
Doing homework	53%	50%	50%	58%	54%	71%
Finding a place at a suitable school	40%	38%	38%	33%	42%	43%
Getting access to vocational education (such as an apprenticeship or on-the-job learning)	34%	27%	38%	33%	39%	43%
Travelling to and from school	31%	27%	38%	33%	39%	43%
Don't know	5%	8%	-	8%	5%	-
None of these	1%	2%	-	-	2%	-

2022 Hampshire Autism Strategy Survey Summary Report

How easy or difficult is...(responses of autistic people, ranked by most difficult when ignoring 'Don't know' responses)

Very difficult Quite difficult Quite easy Very easy Don't know



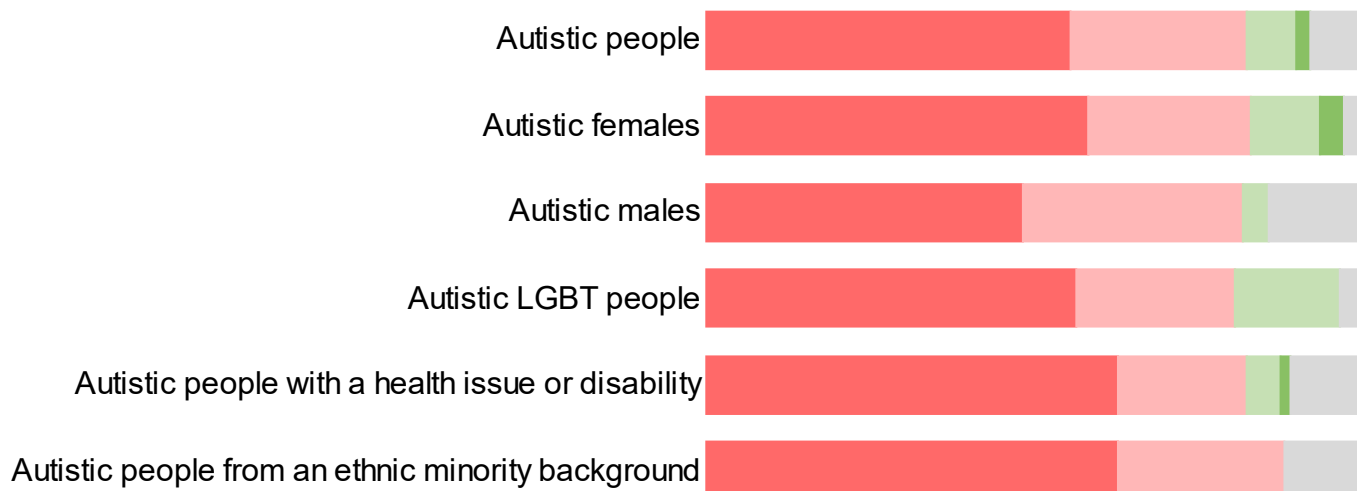
	Base	All responses					Excluding 'don't know'	
		Very difficult	Quite difficult	Quite easy	Very easy	Don't know	Difficult overall	Easy overall
Moving from Primary to Secondary school	57	60%	25%	7%	2%	7%	91%	9%
Starting at a new school for the first time	57	58%	25%	11%	4%	4%	85%	15%
Moving classes within school	55	42%	36%	13%	2%	7%	84%	16%
Moving on after finishing education	57	46%	25%	11%	5%	14%	82%	18%
Moving from Secondary school to Post-16 / College	57	44%	26%	16%	2%	12%	80%	20%
Moving from Early Years to Primary school	57	30%	12%	14%	5%	39%	69%	31%
Getting a place at university	55	24%	20%	27%	4%	25%	59%	41%

Views on these tasks are explored in more detail on the following pages.

2022 Hampshire Autism Strategy Survey Summary Report

Starting at a new school for the first time

Very difficult Quite difficult Quite easy Very easy Don't know

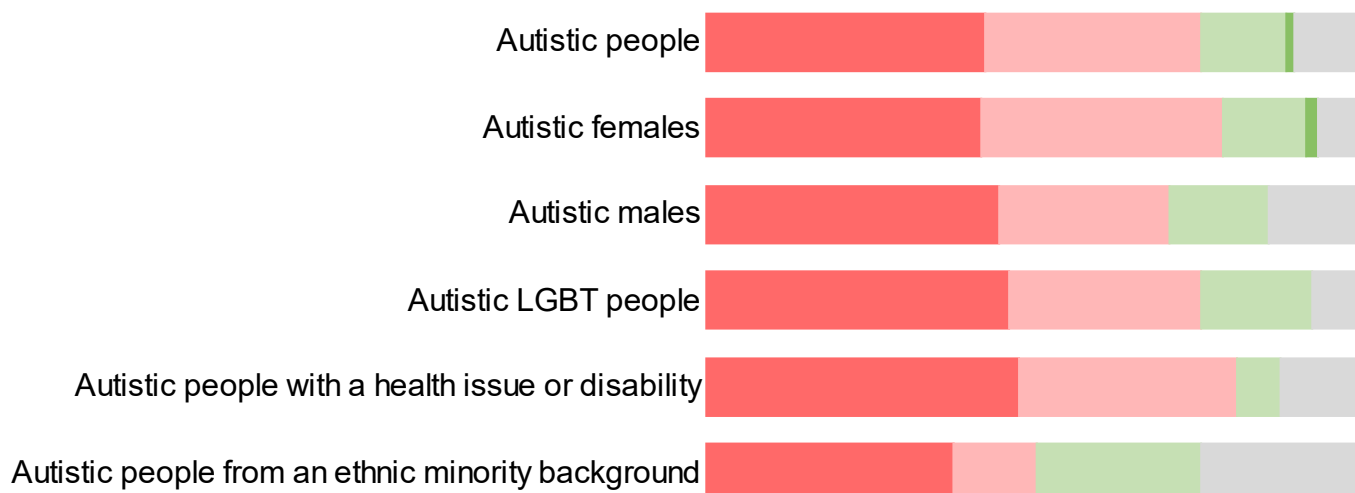


	Base	All responses					Excluding 'Don't know'	
		Very difficult	Quite difficult	Quite easy	Very easy	Don't know	Difficult overall	Easy overall
Autistic people	94	55%	27%	7%	2%	9%	90%	10%
Autistic females	57	58%	25%	11%	4%	4%	85%	15%
Autistic males	27	48%	33%	4%	-	15%	96%	4%
Autistic LGBT people	25	56%	24%	16%	-	4%	83%	17%
Autistic people with a health issue or disability	61	62%	20%	5%	2%	11%	93%	7%
Autistic people from an ethnic minority background	8	63%	25%	-	-	13%	100%	0%

2022 Hampshire Autism Strategy Survey Summary Report

Moving classes within school

Very difficult Quite difficult Quite easy Very easy Don't know

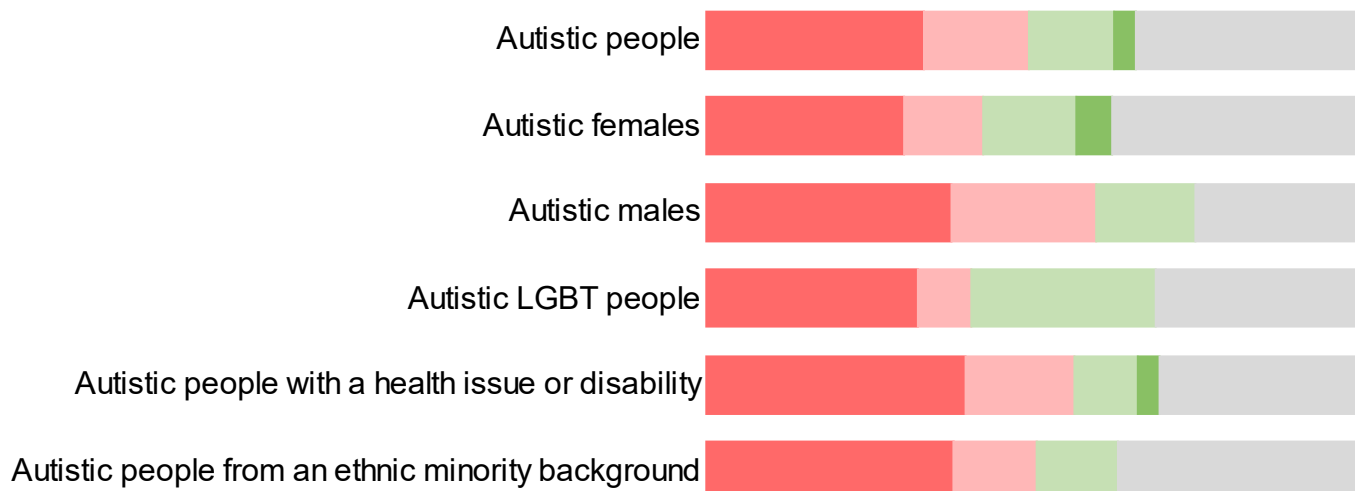


	Base	All responses					Excluding 'Don't know'	
		Very difficult	Quite difficult	Quite easy	Very easy	Don't know	Difficult overall	Easy overall
Autistic people	92	42%	33%	13%	1%	11%	84%	16%
Autistic females	55	42%	36%	13%	2%	7%	84%	16%
Autistic males	27	44%	26%	15%	-	15%	83%	17%
Autistic LGBT people	24	46%	29%	17%	-	8%	82%	18%
Autistic people with a health issue or disability	61	48%	33%	7%	-	13%	92%	8%
Autistic people from an ethnic minority background	8	38%	13%	25%	-	25%	67%	33%

2022 Hampshire Autism Strategy Survey Summary Report

Moving from Early Years to Primary school

Very difficult Quite difficult Quite easy Very easy Don't know

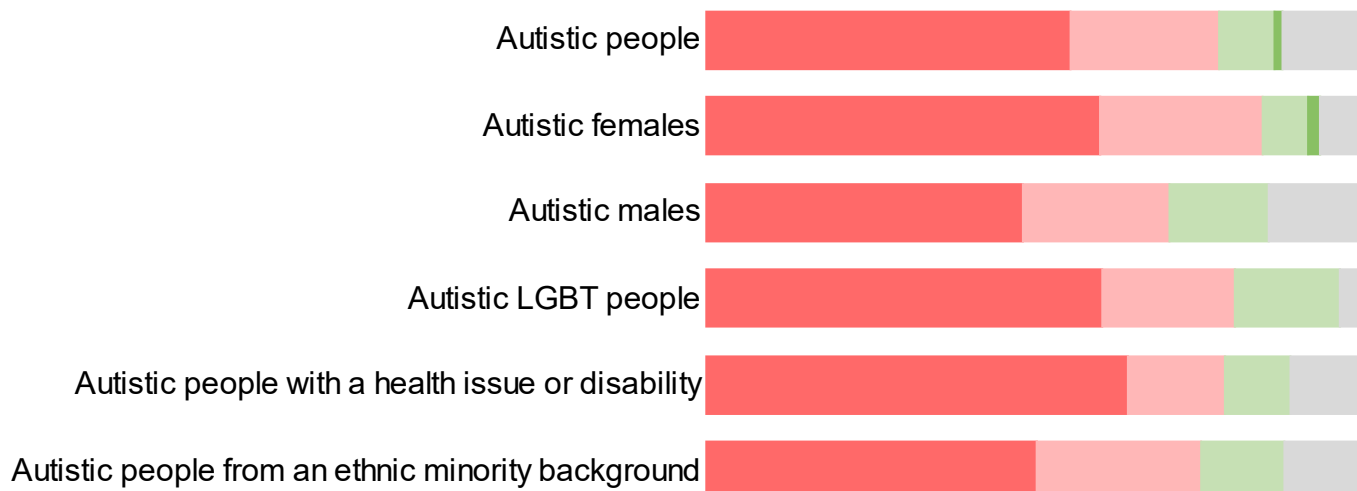


	Base	All responses					Excluding 'Don't know'	
		Very difficult	Quite difficult	Quite easy	Very easy	Don't know	Difficult overall	Easy overall
Autistic people	94	33%	16%	13%	3%	35%	75%	25%
Autistic females	57	30%	12%	14%	5%	39%	69%	31%
Autistic males	27	37%	22%	15%	-	26%	80%	20%
Autistic LGBT people	25	32%	8%	28%	-	32%	59%	41%
Autistic people with a health issue or disability	61	39%	16%	10%	3%	31%	81%	19%
Autistic people from an ethnic minority background	8	38%	13%	13%	-	38%	80%	20%

2022 Hampshire Autism Strategy Survey Summary Report

Moving from Primary to Secondary school

■ Very difficult
 ■ Quite difficult
 ■ Quite easy
 ■ Very easy
 ■ Don't know

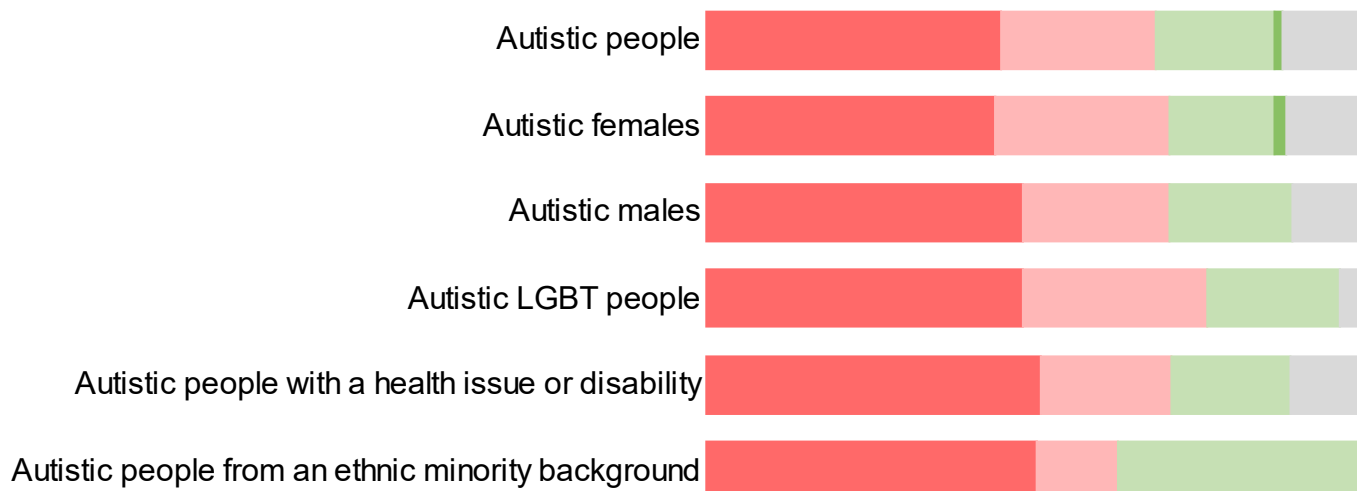


	Base	All responses					Excluding 'Don't know'	
		Very difficult	Quite difficult	Quite easy	Very easy	Don't know	Difficult overall	Easy overall
Autistic people	94	55%	22%	9%	1%	13%	89%	11%
Autistic females	57	60%	25%	7%	2%	7%	91%	9%
Autistic males	27	48%	22%	15%	-	15%	83%	17%
Autistic LGBT people	25	60%	20%	16%	-	4%	83%	17%
Autistic people with a health issue or disability	61	64%	15%	10%	-	11%	89%	11%
Autistic people from an ethnic minority background	8	50%	25%	13%	-	13%	86%	14%

2022 Hampshire Autism Strategy Survey Summary Report

Moving from Secondary school to Post-16 / College

Very difficult Quite difficult Quite easy Very easy Don't know

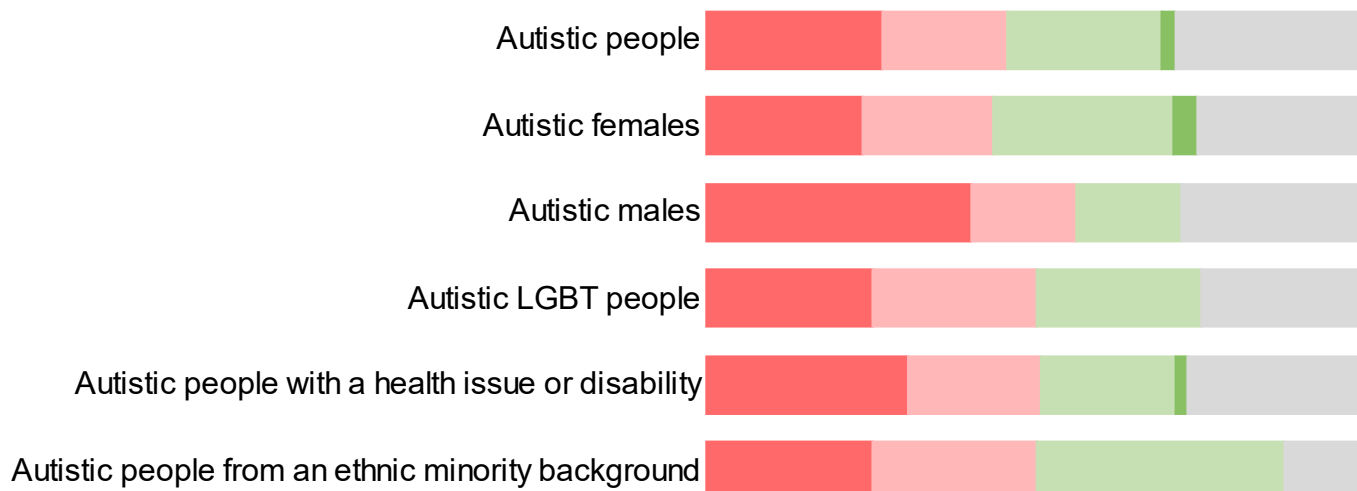


	Base	All responses					Excluding 'Don't know'	
		Very difficult	Quite difficult	Quite easy	Very easy	Don't know	Difficult overall	Easy overall
Autistic people	94	45%	23%	18%	1%	13%	78%	22%
Autistic females	57	44%	26%	16%	2%	12%	80%	20%
Autistic males	27	48%	22%	19%	-	11%	79%	21%
Autistic LGBT people	25	48%	28%	20%	-	4%	79%	21%
Autistic people with a health issue or disability	61	51%	20%	18%	-	11%	80%	20%
Autistic people from an ethnic minority background	8	50%	13%	38%	-	-	63%	38%

2022 Hampshire Autism Strategy Survey Summary Report

Getting a place at university

■ Very difficult
 ■ Quite difficult
 ■ Quite easy
 ■ Very easy
 ■ Don't know

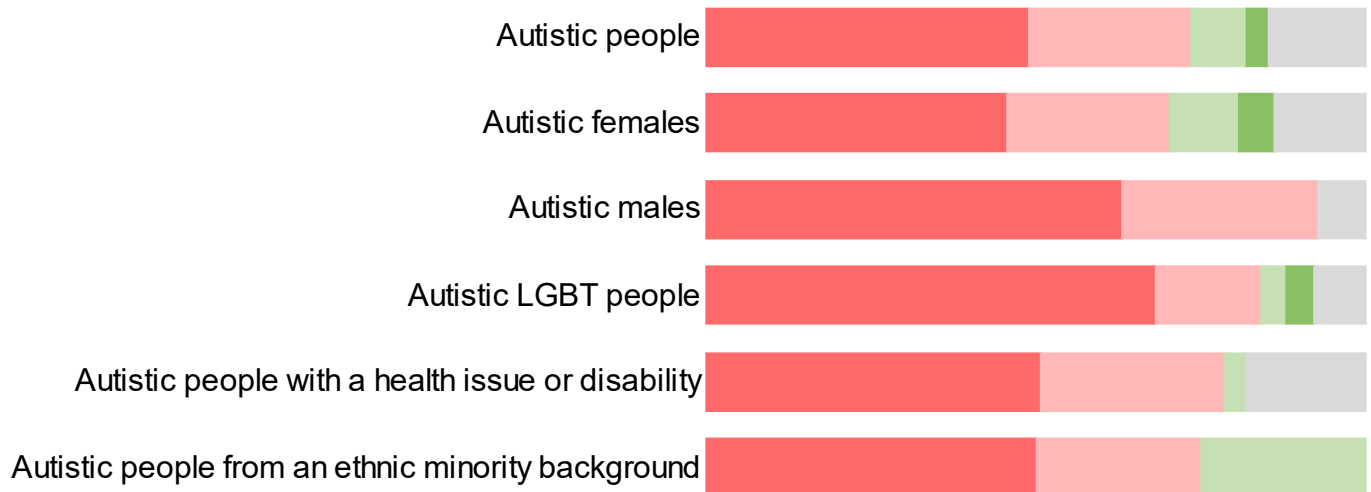


	Base	All responses					Excluding 'Don't know'	
		Very difficult	Quite difficult	Quite easy	Very easy	Don't know	Difficult overall	Easy overall
Autistic people	90	27%	19%	23%	2%	29%	64%	36%
Autistic females	55	24%	20%	27%	4%	25%	59%	41%
Autistic males	25	40%	16%	16%	-	28%	78%	22%
Autistic LGBT people	24	25%	25%	25%	-	25%	67%	33%
Autistic people with a health issue or disability	59	31%	20%	20%	2%	27%	70%	30%
Autistic people from an ethnic minority background	8	25%	25%	38%	-	13%	57%	43%

2022 Hampshire Autism Strategy Survey Summary Report

Moving on after finishing education

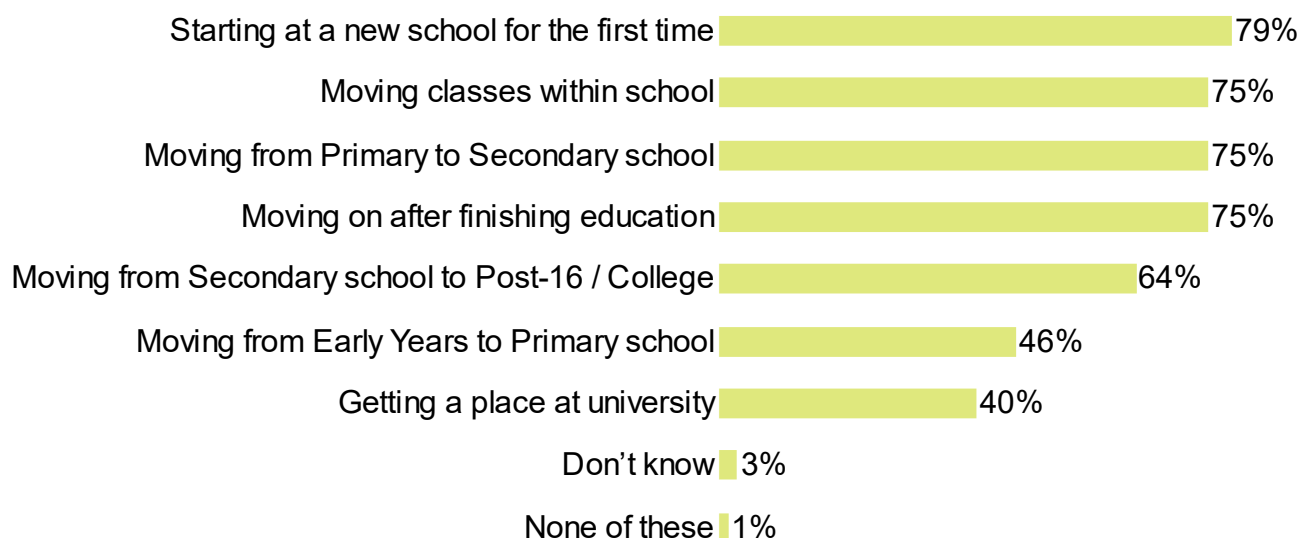
Very difficult Quite difficult Quite easy Very easy Don't know



	Base	All responses					Excluding 'Don't know'	
		Very difficult	Quite difficult	Quite easy	Very easy	Don't know	Difficult overall	Easy overall
Autistic people	94	49%	24%	9%	3%	15%	86%	14%
Autistic females	57	46%	25%	11%	5%	14%	82%	18%
Autistic males	27	63%	30%	-	-	7%	100%	0%
Autistic LGBT people	25	68%	16%	4%	4%	8%	91%	9%
Autistic people with a health issue or disability	61	51%	28%	3%	-	18%	96%	4%
Autistic people from an ethnic minority background	8	50%	25%	25%	-	-	75%	25%

2022 Hampshire Autism Strategy Survey Summary Report

If you feel any of these tasks are difficult, are any of these made more difficult by autism, rather than another reason? (Base: 81)



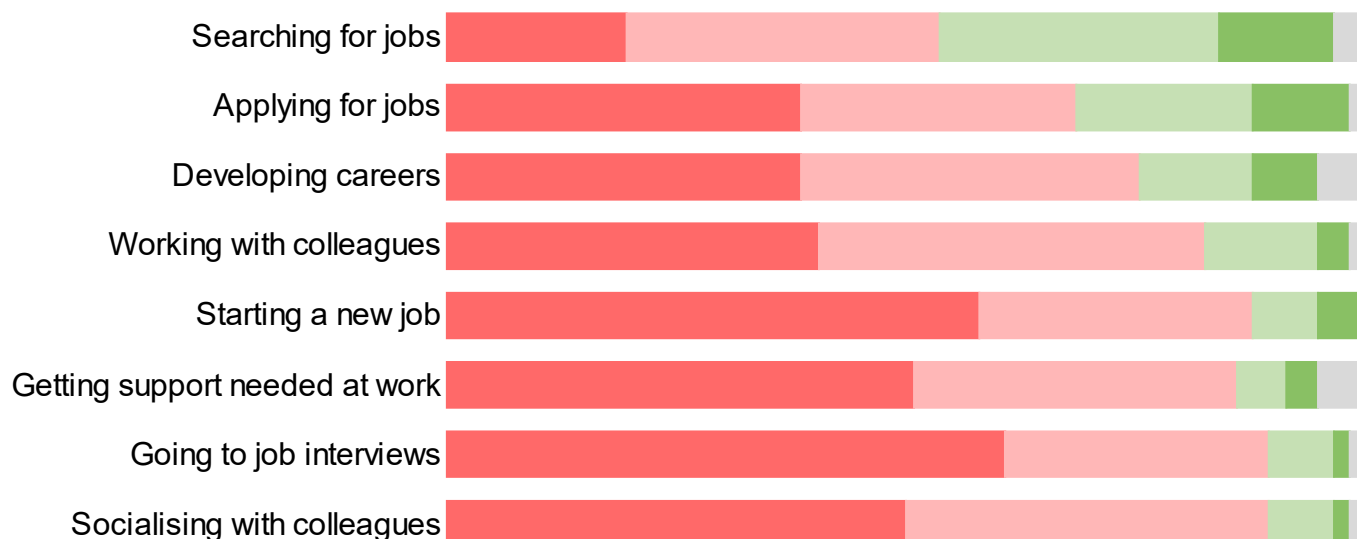
	Autistic people	Autistic females	Autistic males	Autistic LGBT people	Autistic people with a health issue or disability	Autistic people from an ethnic minority background
Base	81	50	24	25	55	7
Starting at a new school for the first time	79%	80%	79%	72%	78%	86%
Moving classes within school	75%	74%	75%	60%	78%	57%
Moving from Primary to Secondary school	75%	80%	67%	68%	78%	43%
Moving on after finishing education	75%	68%	96%	80%	80%	71%
Moving from Secondary school to Post-16 / College	64%	64%	67%	60%	65%	57%
Moving from Early Years to Primary school	46%	36%	58%	32%	51%	43%
Getting a place at university	40%	36%	50%	36%	42%	57%
Don't know	2%	2%	4%	4%	2%	-
None of these	1%	-	-	4%	2%	-

2022 Hampshire Autism Strategy Survey Summary Report

Section 4: Employment

How easy or difficult is...(responses of autistic people, ranked by most difficult when ignoring 'Don't know' responses)

Very difficult Quite difficult Quite easy Very easy Don't know



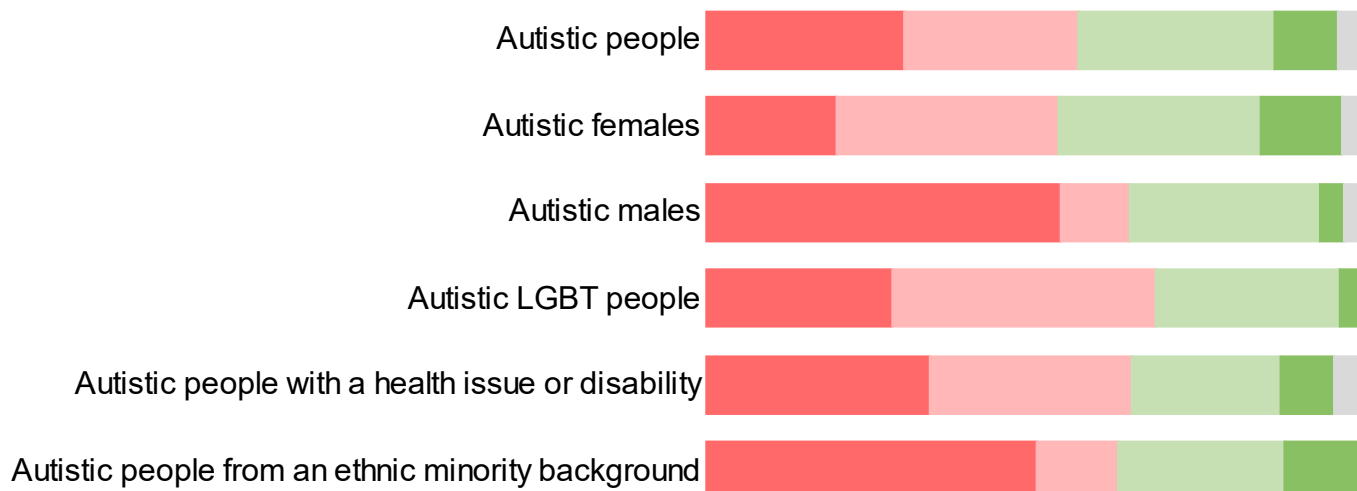
	Base	All responses					Excluding 'don't know'	
		Very difficult	Quite difficult	Quite easy	Very easy	Don't know	Difficult overall	Easy overall
Going to job interviews	56	61%	29%	7%	2%	2%	91%	9%
Socialising with colleagues	56	50%	39%	7%	2%	2%	91%	9%
Getting support needed at work	57	51%	35%	5%	4%	5%	91%	9%
Starting a new job	57	58%	30%	7%	5%	-	88%	12%
Working with colleagues	57	40%	42%	12%	4%	2%	84%	16%
Developing careers	57	39%	37%	12%	7%	5%	80%	20%
Applying for jobs	57	39%	30%	19%	11%	2%	70%	30%
Searching for jobs	56	20%	34%	30%	13%	4%	56%	44%

Views on these tasks are explored in more detail on the following pages.

2022 Hampshire Autism Strategy Survey Summary Report

Searching for jobs

■ Very difficult
 ■ Quite difficult
 ■ Quite easy
 ■ Very easy
 ■ Don't know

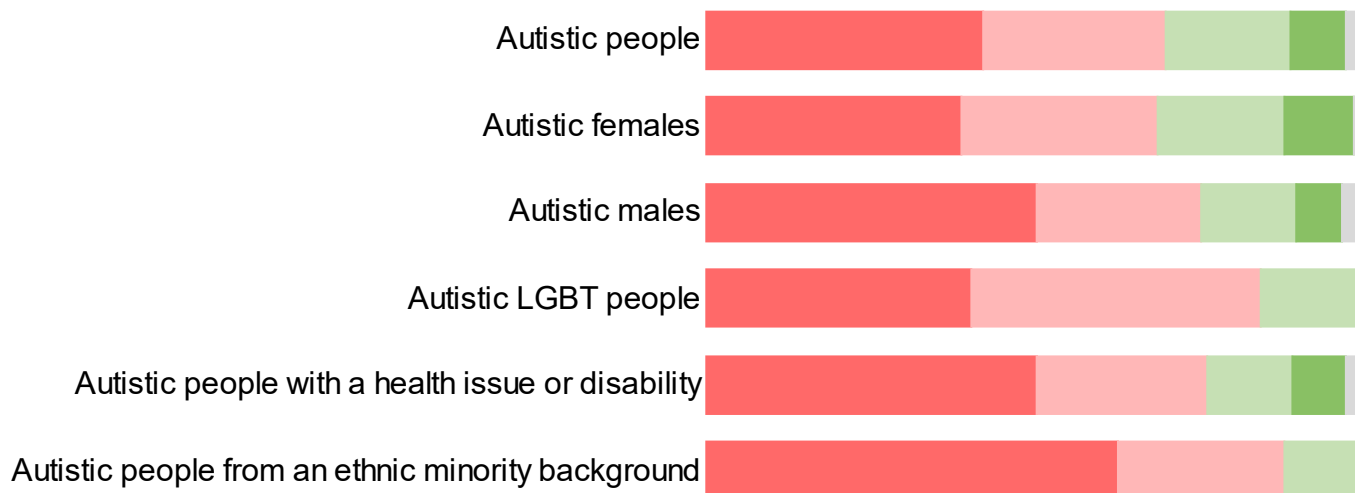


	Base	All responses					Excluding 'Don't know'	
		Very difficult	Quite difficult	Quite easy	Very easy	Don't know	Difficult overall	Easy overall
Autistic people	94	30%	27%	30%	10%	4%	59%	41%
Autistic females	56	20%	34%	30%	13%	4%	56%	44%
Autistic males	28	54%	11%	29%	4%	4%	67%	33%
Autistic LGBT people	25	28%	40%	28%	4%	-	68%	32%
Autistic people with a health issue or disability	62	34%	31%	23%	8%	5%	68%	32%
Autistic people from an ethnic minority background	8	50%	13%	25%	13%	-	63%	38%

2022 Hampshire Autism Strategy Survey Summary Report

Applying for jobs

■ Very difficult
 ■ Quite difficult
 ■ Quite easy
 ■ Very easy
 ■ Don't know

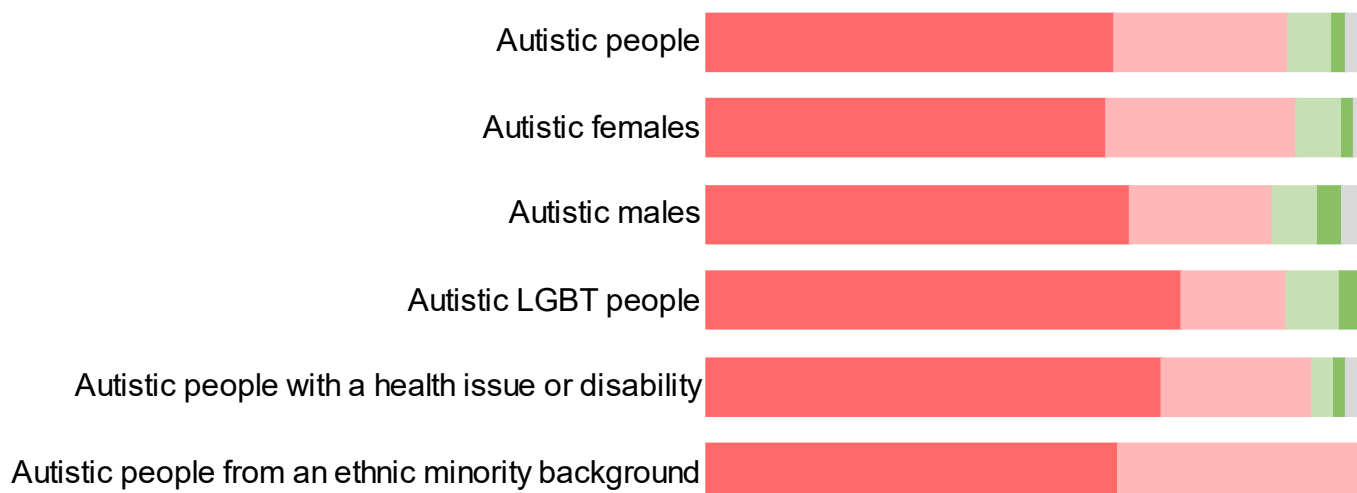


	Base	All responses					Excluding 'Don't know'	
		Very difficult	Quite difficult	Quite easy	Very easy	Don't know	Difficult overall	Easy overall
Autistic people	95	42%	27%	19%	8%	3%	72%	28%
Autistic females	57	39%	30%	19%	11%	2%	70%	30%
Autistic males	28	50%	25%	14%	7%	4%	78%	22%
Autistic LGBT people	25	40%	44%	16%	-	-	84%	16%
Autistic people with a health issue or disability	62	50%	26%	13%	8%	3%	78%	22%
Autistic people from an ethnic minority background	8	63%	25%	13%	-	-	88%	13%

2022 Hampshire Autism Strategy Survey Summary Report

Going to job interviews

■ Very difficult
 ■ Quite difficult
 ■ Quite easy
 ■ Very easy
 ■ Don't know

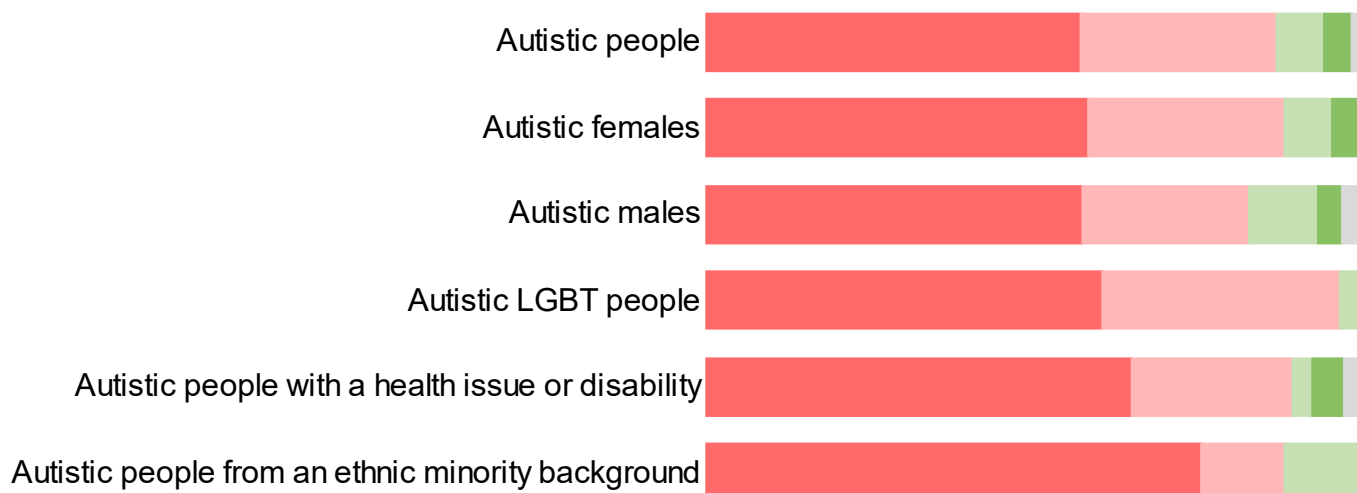


	Base	All responses					Excluding 'Don't know'	
		Very difficult	Quite difficult	Quite easy	Very easy	Don't know	Difficult overall	Easy overall
Autistic people	94	62%	27%	6%	2%	3%	91%	9%
Autistic females	56	61%	29%	7%	2%	2%	91%	9%
Autistic males	28	64%	21%	7%	4%	4%	89%	11%
Autistic LGBT people	25	72%	16%	8%	4%	-	88%	12%
Autistic people with a health issue or disability	61	69%	23%	3%	2%	3%	95%	5%
Autistic people from an ethnic minority background	8	63%	38%	-	-	-	100%	0%

2022 Hampshire Autism Strategy Survey Summary Report

Starting a new job

Very difficult Quite difficult Quite easy Very easy Don't know

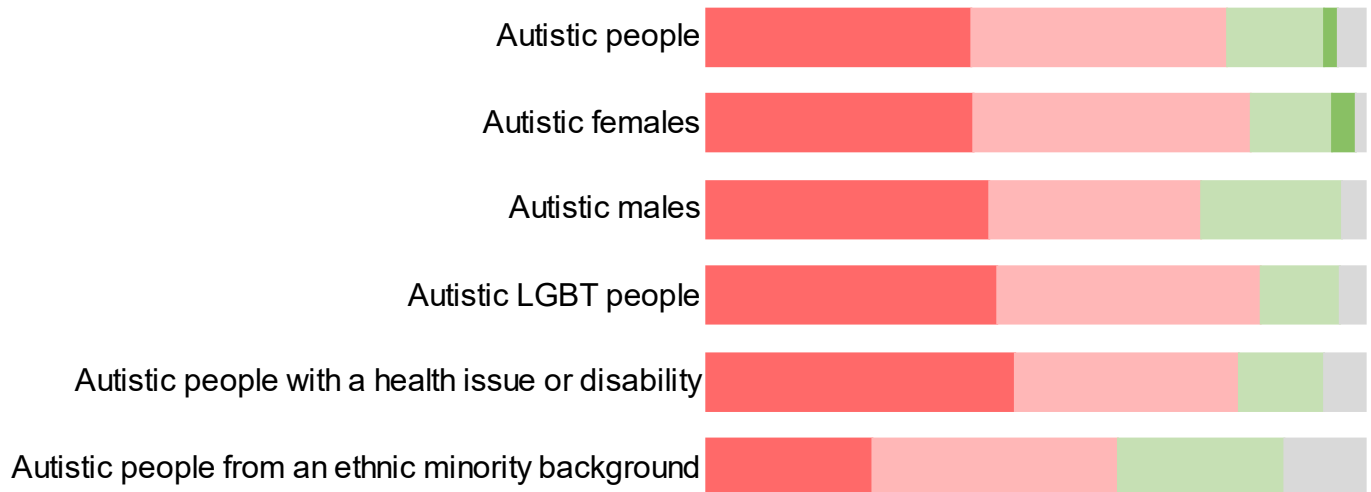


	Base	All responses					Excluding 'Don't know'	
		Very difficult	Quite difficult	Quite easy	Very easy	Don't know	Difficult overall	Easy overall
Autistic people	95	57%	29%	7%	4%	2%	88%	12%
Autistic females	57	58%	30%	7%	5%	-	88%	12%
Autistic males	28	57%	25%	11%	4%	4%	85%	15%
Autistic LGBT people	25	60%	36%	4%	-	-	96%	4%
Autistic people with a health issue or disability	62	65%	24%	3%	5%	3%	92%	8%
Autistic people from an ethnic minority background	8	75%	13%	13%	-	-	88%	13%

2022 Hampshire Autism Strategy Survey Summary Report

Working with colleagues

Very difficult Quite difficult Quite easy Very easy Don't know

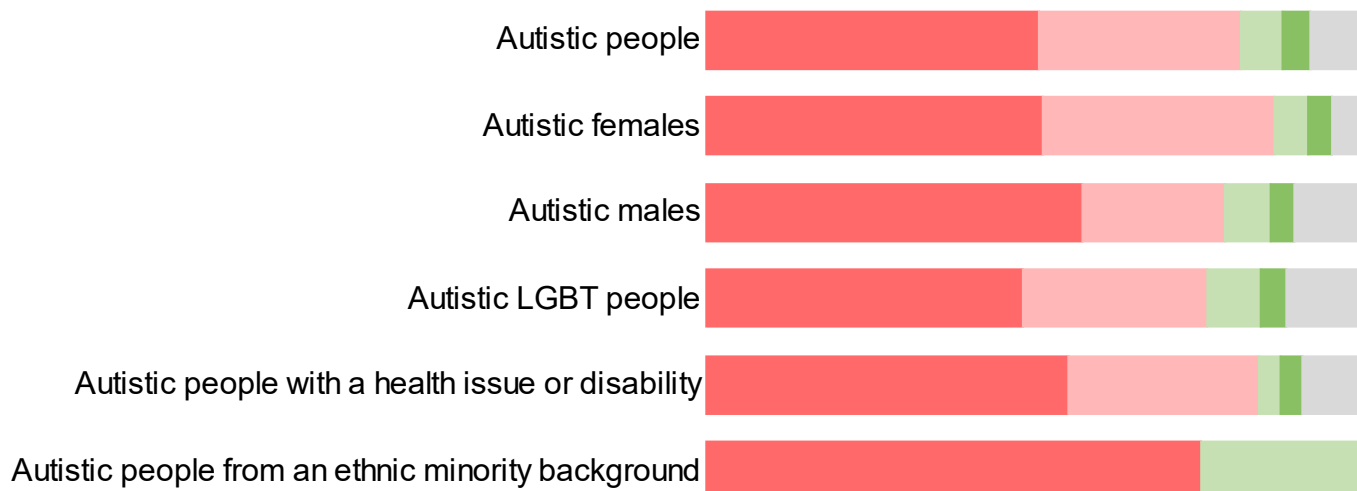


	Base	All responses					Excluding 'Don't know'	
		Very difficult	Quite difficult	Quite easy	Very easy	Don't know	Difficult overall	Easy overall
Autistic people	95	40%	39%	15%	2%	4%	82%	18%
Autistic females	57	40%	42%	12%	4%	2%	84%	16%
Autistic males	28	43%	32%	21%	-	4%	78%	22%
Autistic LGBT people	25	44%	40%	12%	-	4%	88%	13%
Autistic people with a health issue or disability	62	47%	34%	13%	-	6%	86%	14%
Autistic people from an ethnic minority background	8	25%	38%	25%	-	13%	71%	29%

2022 Hampshire Autism Strategy Survey Summary Report

Getting support needed at work

■ Very difficult
 ■ Quite difficult
 ■ Quite easy
 ■ Very easy
 ■ Don't know

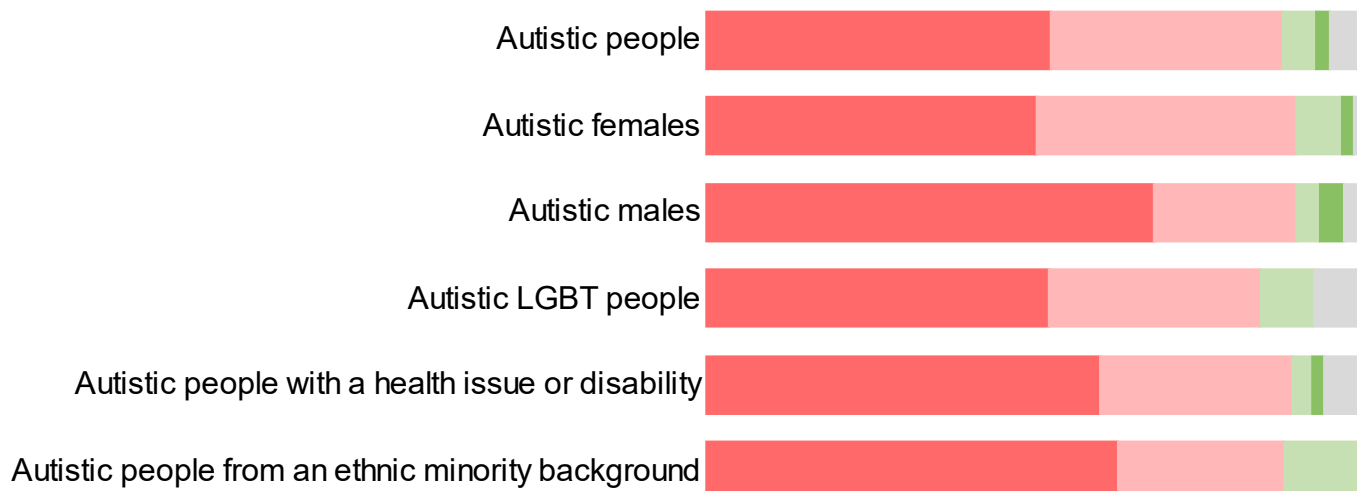


	Base	All responses					Excluding 'Don't know'	
		Very difficult	Quite difficult	Quite easy	Very easy	Don't know	Difficult overall	Easy overall
Autistic people	95	51%	31%	6%	4%	8%	89%	11%
Autistic females	57	51%	35%	5%	4%	5%	91%	9%
Autistic males	28	57%	21%	7%	4%	11%	88%	12%
Autistic LGBT people	25	48%	28%	8%	4%	12%	86%	14%
Autistic people with a health issue or disability	62	55%	29%	3%	3%	10%	93%	7%
Autistic people from an ethnic minority background	8	75%	-	25%	-	-	75%	25%

2022 Hampshire Autism Strategy Survey Summary Report

Socialising with colleagues

■ Very difficult
 ■ Quite difficult
 ■ Quite easy
 ■ Very easy
 ■ Don't know

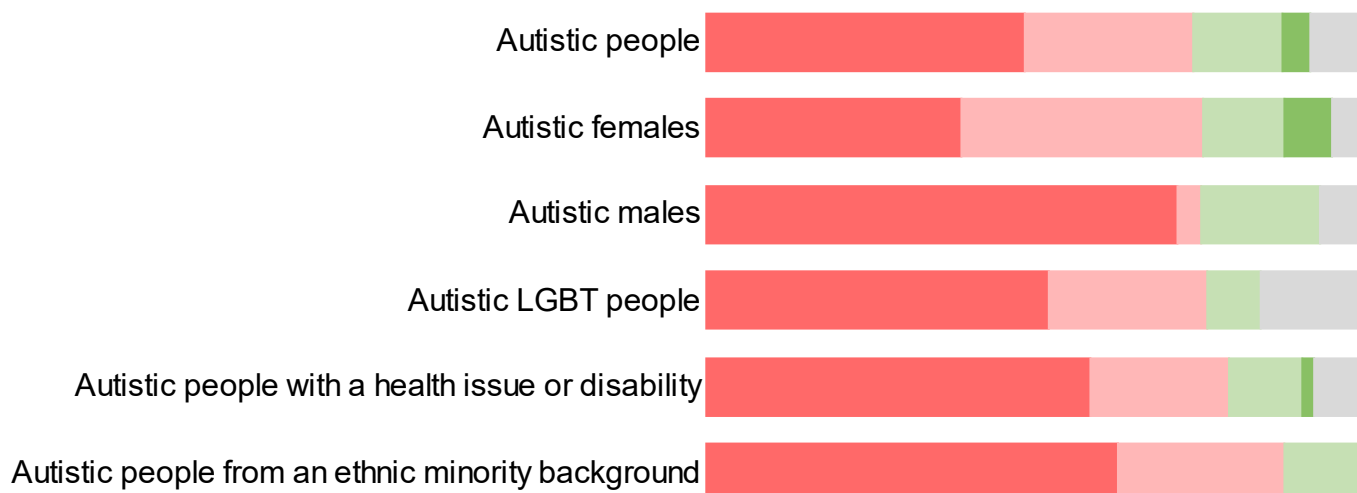


	Base	All responses					Excluding 'Don't know'	
		Very difficult	Quite difficult	Quite easy	Very easy	Don't know	Difficult overall	Easy overall
Autistic people	94	52%	35%	5%	2%	5%	92%	8%
Autistic females	56	50%	39%	7%	2%	2%	91%	9%
Autistic males	28	68%	21%	4%	4%	4%	93%	7%
Autistic LGBT people	25	52%	32%	8%	-	8%	91%	9%
Autistic people with a health issue or disability	62	60%	29%	3%	2%	6%	95%	5%
Autistic people from an ethnic minority background	8	63%	25%	13%	-	-	88%	13%

2022 Hampshire Autism Strategy Survey Summary Report

Developing careers

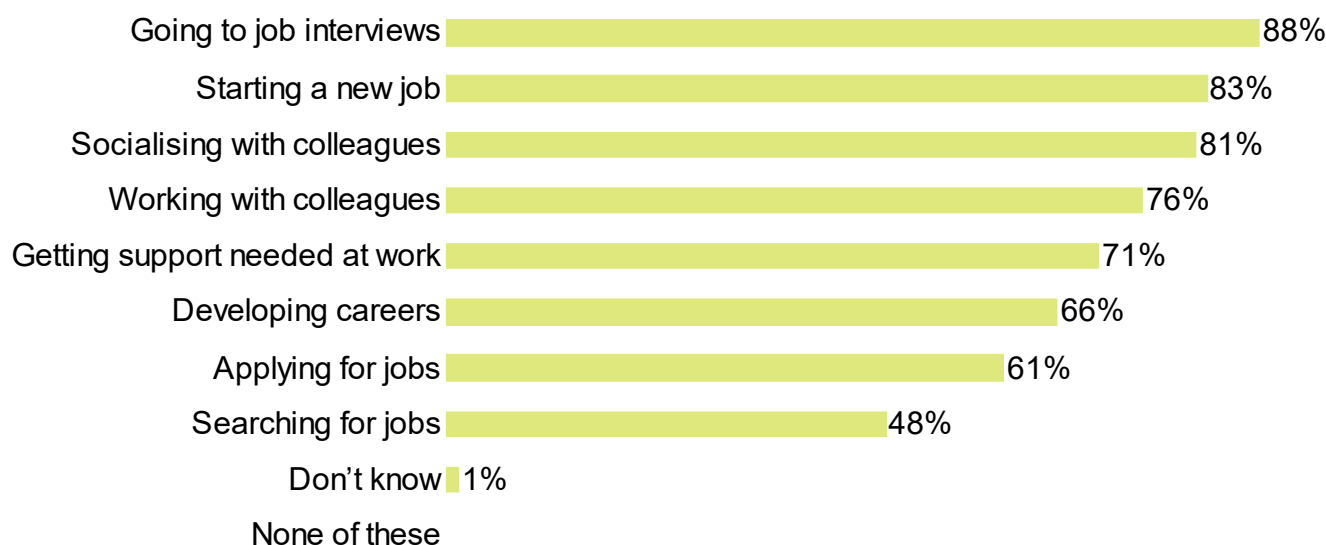
■ Very difficult
 ■ Quite difficult
 ■ Quite easy
 ■ Very easy
 ■ Don't know



	Base	All responses					Excluding 'Don't know'	
		Very difficult	Quite difficult	Quite easy	Very easy	Don't know	Difficult overall	Easy overall
Autistic people	95	48%	25%	14%	4%	8%	80%	20%
Autistic females	57	39%	37%	12%	7%	5%	80%	20%
Autistic males	28	71%	4%	18%	-	7%	81%	19%
Autistic LGBT people	25	52%	24%	8%	-	16%	90%	10%
Autistic people with a health issue or disability	62	58%	21%	11%	2%	8%	86%	14%
Autistic people from an ethnic minority background	8	63%	25%	13%	-	-	88%	13%

2022 Hampshire Autism Strategy Survey Summary Report

If you feel any of these tasks are difficult, are any of these made more difficult by autism, rather than another reason? (Base: 86)

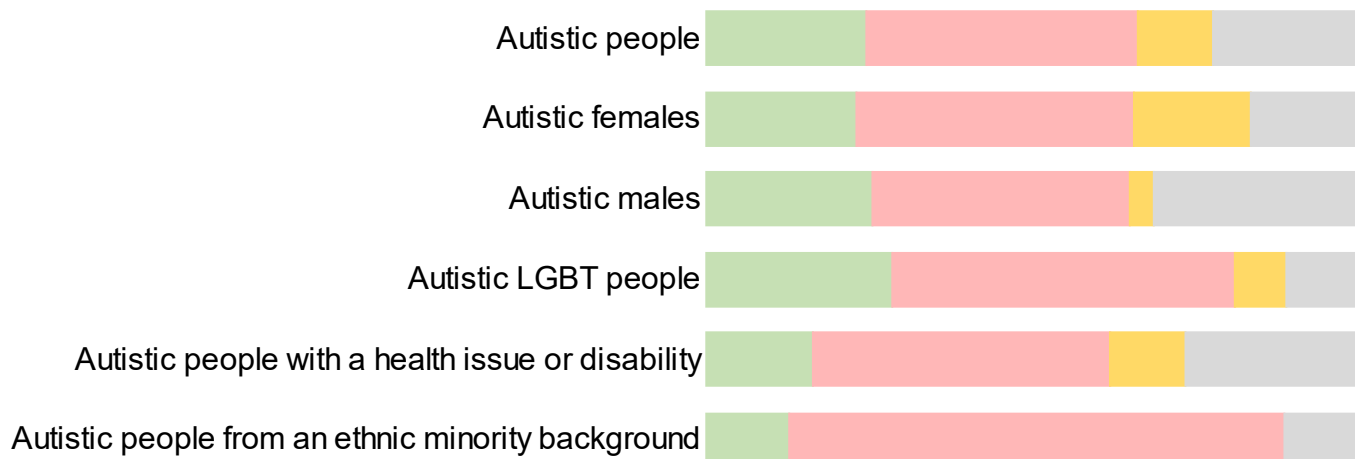


	Autistic people	Autistic females	Autistic males	Autistic LGBT people	Autistic people with a health issue or disability	Autistic people from an ethnic minority background
Base	86	53	24	24	57	8
Going to job interviews	88%	89%	83%	92%	86%	100%
Starting a new job	83%	79%	83%	92%	82%	75%
Socialising with colleagues	81%	87%	71%	83%	81%	88%
Working with colleagues	76%	77%	75%	79%	74%	63%
Getting support needed at work	71%	72%	71%	71%	75%	63%
Developing careers	66%	60%	79%	63%	72%	88%
Applying for jobs	60%	55%	71%	71%	63%	75%
Searching for jobs	48%	38%	67%	54%	56%	63%
Don't know	1%	2%	-	-	-	-
None of these	-	-	-	-	-	-

2022 Hampshire Autism Strategy Survey Summary Report

Does your employer or organisation provide any training or support to help autistic people be more included in the workplace?

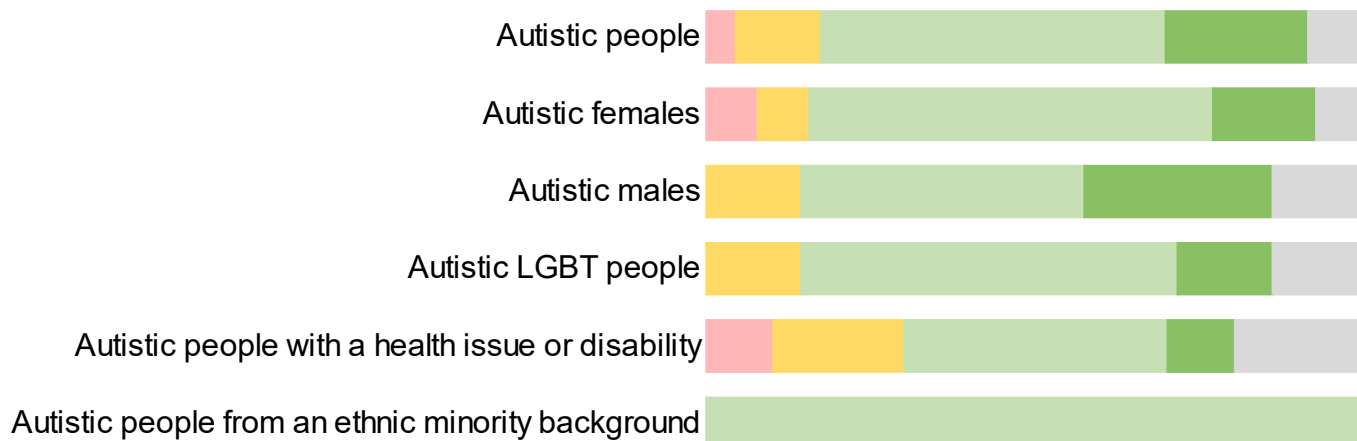
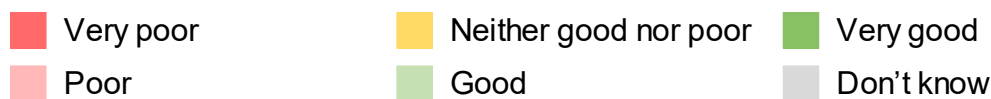
■ Yes
 ■ No
 ■ Not sure
 ■ N/A



	Base	All responses				Excluding 'Not sure' and 'N/A' responses	
		Yes	No	Not sure	N/A	Yes	No
Autistic people	95	24%	41%	12%	23%	37%	63%
Autistic females	57	23%	42%	18%	18%	35%	65%
Autistic males	28	25%	39%	4%	32%	39%	61%
Autistic LGBT people	25	28%	52%	8%	12%	35%	65%
Autistic people with a health issue or disability	62	16%	45%	11%	27%	26%	74%
Autistic people from an ethnic minority background	8	13%	75%	-	13%	14%	86%

2022 Hampshire Autism Strategy Survey Summary Report

If your employer or organisation provides this training or support, how would you rate it?

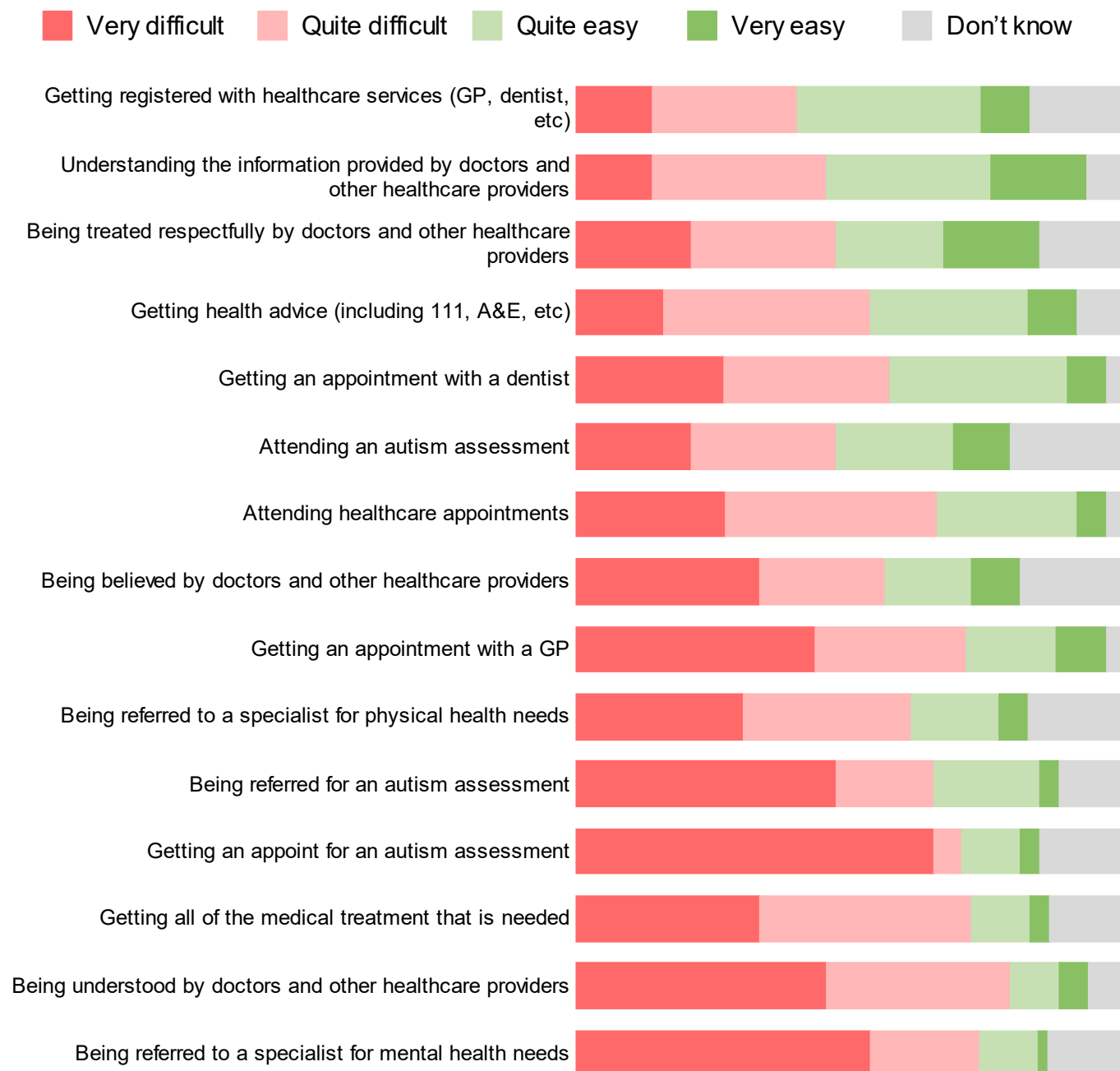


	Base	All responses						Excluding 'Don't know'	
		Very poor	Poor	Neither good nor poor	Good	Very good	Don't know	Poor overall	Good overall
Autistic people	23	-	4%	13%	52%	22%	9%	5%	81%
Autistic females	13	-	8%	8%	62%	15%	8%	8%	83%
Autistic males	7	-	-	14%	43%	29%	14%	0%	83%
Autistic LGBT people	7	-	-	14%	57%	14%	14%	0%	83%
Autistic people with a health issue or disability	10	-	10%	20%	40%	10%	20%	13%	63%
Autistic people from an ethnic minority background	1	-	-	-	100%	-	-	0%	100%

2022 Hampshire Autism Strategy Survey Summary Report

Section 5: Healthcare

How easy or difficult is...(responses of autistic people, ranked by most difficult when ignoring 'Don't know' responses)



The statistics of the data on this chart, including base sizes for each row, are shown on the next page.

2022 Hampshire Autism Strategy Survey Summary Report

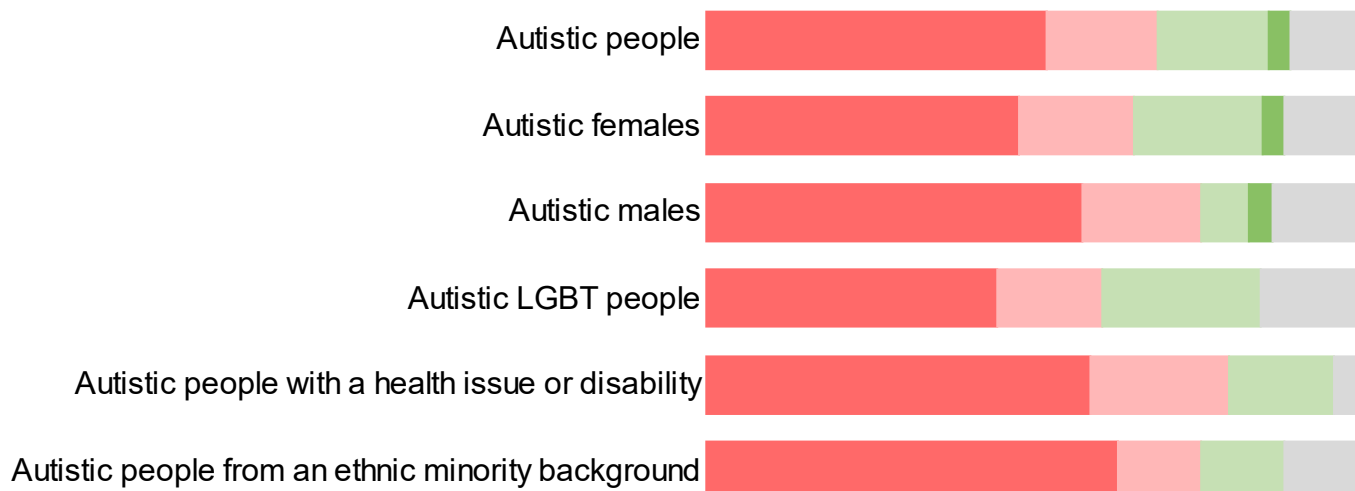
	Base	All responses					Excluding 'don't know'	
		Very difficult	Quite difficult	Quite easy	Very easy	Don't know	Difficult overall	Easy overall
Being referred to a specialist for mental health needs	56	54%	20%	11%	2%	14%	85%	15%
Being understood by doctors and other healthcare providers	57	46%	33%	9%	5%	7%	85%	15%
Getting all of the medical treatment that is needed	57	33%	39%	11%	4%	14%	84%	16%
Getting an appoint for an autism assessment	57	65%	5%	11%	4%	16%	83%	17%
Being referred for an autism assessment	57	47%	18%	19%	4%	12%	74%	26%
Being referred to a specialist for physical health needs	56	30%	30%	16%	5%	18%	74%	26%
Getting an appointment with a GP	55	44%	27%	16%	9%	4%	74%	26%
Being believed by doctors and other healthcare providers	57	33%	23%	16%	9%	19%	70%	30%
Attending healthcare appointments	55	27%	38%	25%	5%	4%	68%	32%
Attending an autism assessment	57	21%	26%	21%	11%	21%	60%	40%
Getting an appointment with a dentist	56	27%	30%	32%	7%	4%	59%	41%
Getting health advice (including 111, A&E, etc)	56	16%	38%	29%	9%	9%	59%	41%
Being treated respectfully by doctors and other healthcare providers	57	21%	26%	19%	18%	16%	56%	44%
Understanding the information provided by doctors and other healthcare providers	57	14%	32%	30%	18%	7%	49%	51%
Getting registered with healthcare services (GP, dentist, etc)	57	14%	26%	33%	9%	18%	49%	51%

Views on these tasks are explored in more detail on the following pages.

2022 Hampshire Autism Strategy Survey Summary Report

Being referred for an autism assessment

Very difficult Quite difficult Quite easy Very easy Don't know

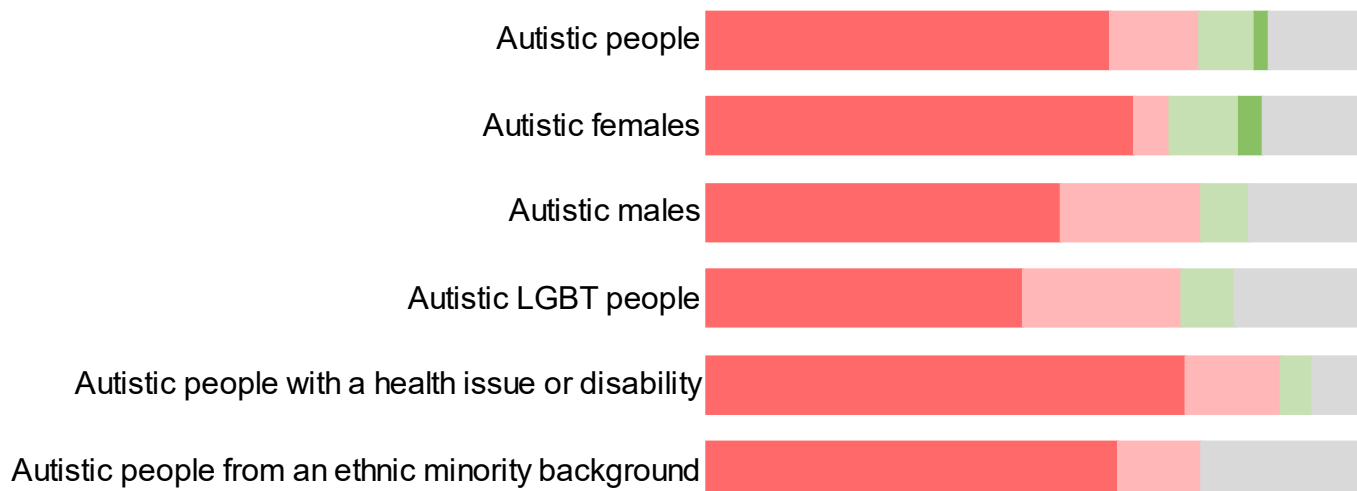


	Base	All responses					Excluding 'Don't know'	
		Very difficult	Quite difficult	Quite easy	Very easy	Don't know	Difficult overall	Easy overall
Autistic people	95	52%	17%	17%	3%	12%	77%	23%
Autistic females	57	47%	18%	19%	4%	12%	74%	26%
Autistic males	28	57%	18%	7%	4%	14%	88%	13%
Autistic LGBT people	25	44%	16%	24%	-	16%	71%	29%
Autistic people with a health issue or disability	62	58%	21%	16%	-	5%	83%	17%
Autistic people from an ethnic minority background	8	63%	13%	13%	-	13%	86%	14%

2022 Hampshire Autism Strategy Survey Summary Report

Getting an appoint for an autism assessment

Very difficult Quite difficult Quite easy Very easy Don't know

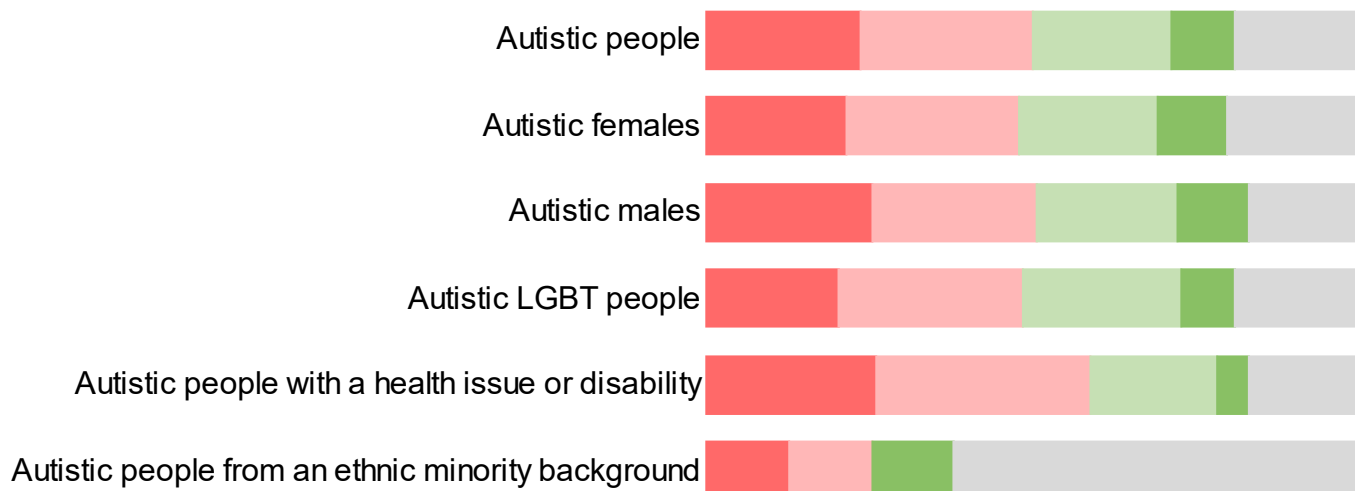


	Base	All responses					Excluding 'Don't know'	
		Very difficult	Quite difficult	Quite easy	Very easy	Don't know	Difficult overall	Easy overall
Autistic people	95	61%	14%	8%	2%	15%	88%	12%
Autistic females	57	65%	5%	11%	4%	16%	83%	17%
Autistic males	28	54%	21%	7%	-	18%	91%	9%
Autistic LGBT people	25	48%	24%	8%	-	20%	90%	10%
Autistic people with a health issue or disability	62	73%	15%	5%	-	8%	95%	5%
Autistic people from an ethnic minority background	8	63%	13%	-	-	25%	100%	0%

2022 Hampshire Autism Strategy Survey Summary Report

Attending an autism assessment

■ Very difficult
 ■ Quite difficult
 ■ Quite easy
 ■ Very easy
 ■ Don't know

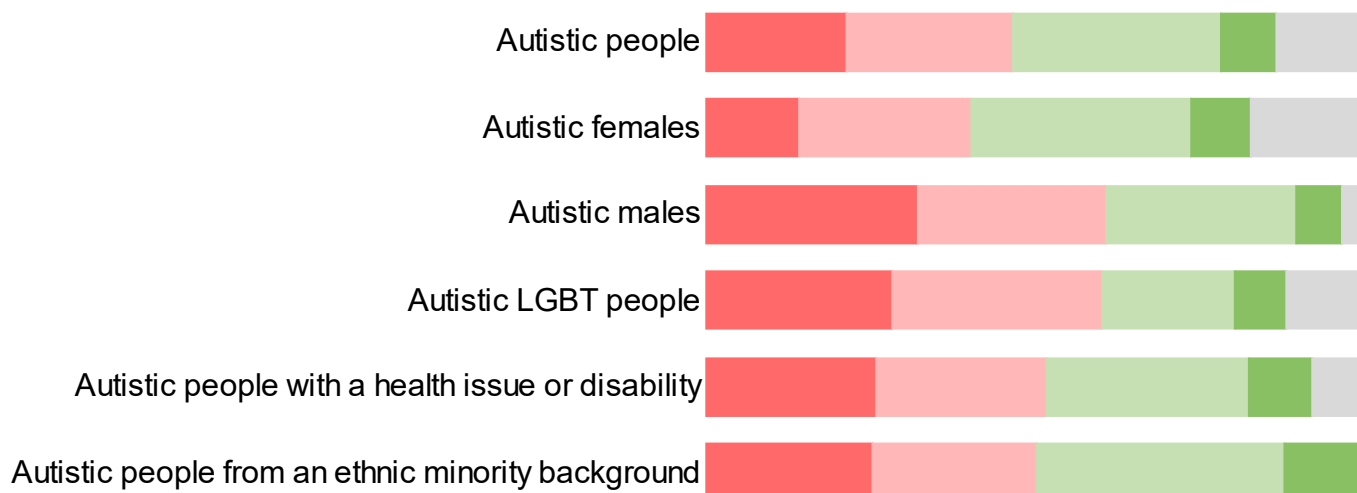


	Base	All responses					Excluding 'Don't know'	
		Very difficult	Quite difficult	Quite easy	Very easy	Don't know	Difficult overall	Easy overall
Autistic people	95	23%	26%	21%	9%	20%	62%	38%
Autistic females	57	21%	26%	21%	11%	21%	60%	40%
Autistic males	28	25%	25%	21%	11%	18%	61%	39%
Autistic LGBT people	25	20%	28%	24%	8%	20%	60%	40%
Autistic people with a health issue or disability	62	26%	32%	19%	5%	18%	71%	29%
Autistic people from an ethnic minority background	8	13%	13%	-	13%	63%	67%	33%

2022 Hampshire Autism Strategy Survey Summary Report

Getting registered with healthcare services (GP, dentist, etc)

Very difficult Quite difficult Quite easy Very easy Don't know

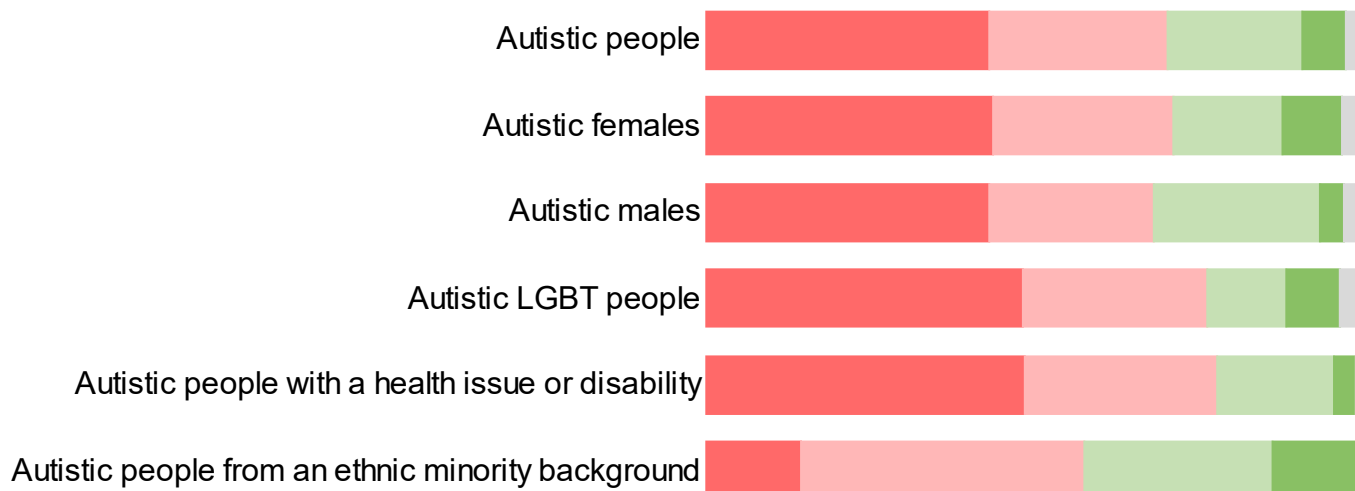


	Base	All responses					Excluding 'Don't know'	
		Very difficult	Quite difficult	Quite easy	Very easy	Don't know	Difficult overall	Easy overall
Autistic people	95	21%	25%	32%	8%	14%	54%	46%
Autistic females	57	14%	26%	33%	9%	18%	49%	51%
Autistic males	28	32%	29%	29%	7%	4%	63%	37%
Autistic LGBT people	25	28%	32%	20%	8%	12%	68%	32%
Autistic people with a health issue or disability	62	26%	26%	31%	10%	8%	56%	44%
Autistic people from an ethnic minority background	8	25%	25%	38%	13%	-	50%	50%

2022 Hampshire Autism Strategy Survey Summary Report

Getting an appointment with a GP

Very difficult Quite difficult Quite easy Very easy Don't know

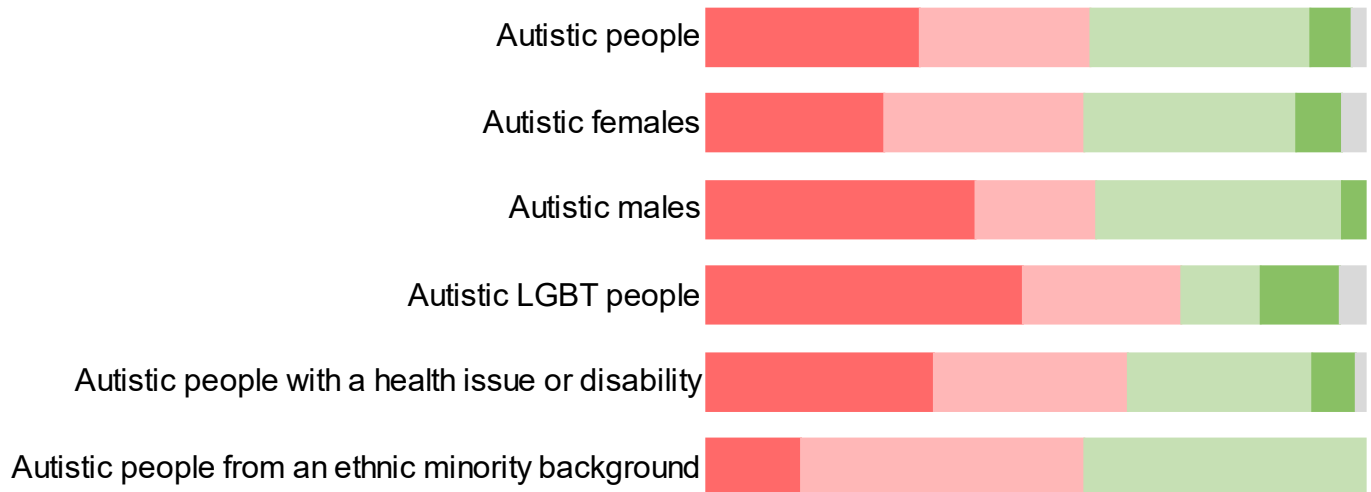


	Base	All responses					Excluding 'Don't know'	
		Very difficult	Quite difficult	Quite easy	Very easy	Don't know	Difficult overall	Easy overall
Autistic people	93	43%	27%	20%	6%	3%	72%	28%
Autistic females	55	44%	27%	16%	9%	4%	74%	26%
Autistic males	28	43%	25%	25%	4%	4%	70%	30%
Autistic LGBT people	25	48%	28%	12%	8%	4%	79%	21%
Autistic people with a health issue or disability	62	48%	29%	18%	3%	2%	79%	21%
Autistic people from an ethnic minority background	7	14%	43%	29%	14%	-	57%	43%

2022 Hampshire Autism Strategy Survey Summary Report

Getting an appointment with a dentist

Very difficult Quite difficult Quite easy Very easy Don't know

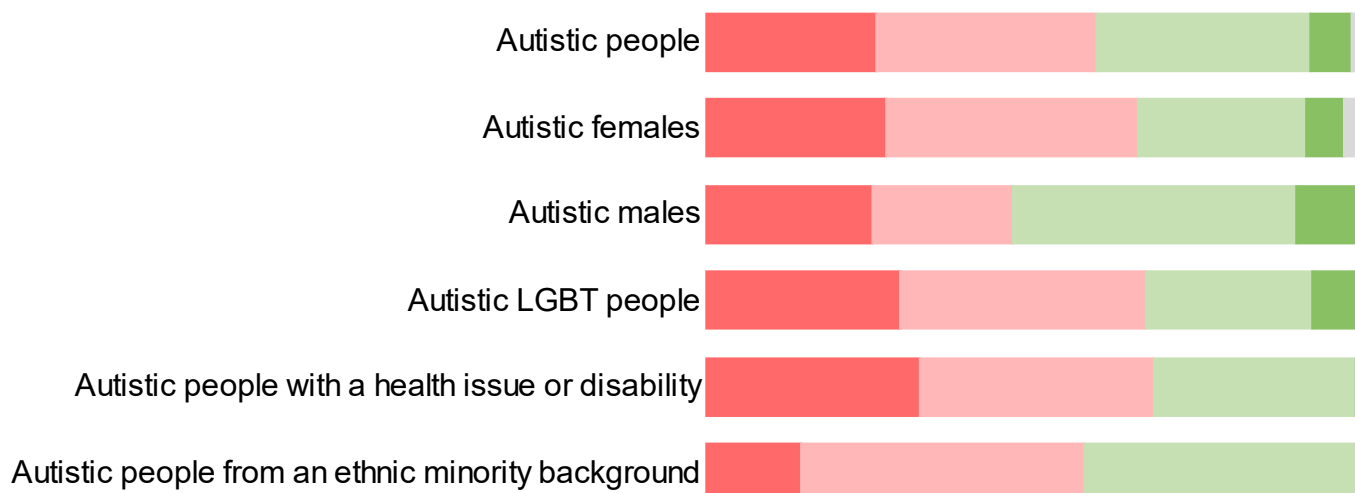


	Base	All responses					Excluding 'Don't know'	
		Very difficult	Quite difficult	Quite easy	Very easy	Don't know	Difficult overall	Easy overall
Autistic people	93	32%	26%	33%	6%	2%	59%	41%
Autistic females	56	27%	30%	32%	7%	4%	59%	41%
Autistic males	27	41%	19%	37%	4%	-	59%	41%
Autistic LGBT people	25	48%	24%	12%	12%	4%	75%	25%
Autistic people with a health issue or disability	61	34%	30%	28%	7%	2%	65%	35%
Autistic people from an ethnic minority background	7	14%	43%	43%	-	-	57%	43%

2022 Hampshire Autism Strategy Survey Summary Report

Attending healthcare appointments

■ Very difficult
 ■ Quite difficult
 ■ Quite easy
 ■ Very easy
 ■ Don't know

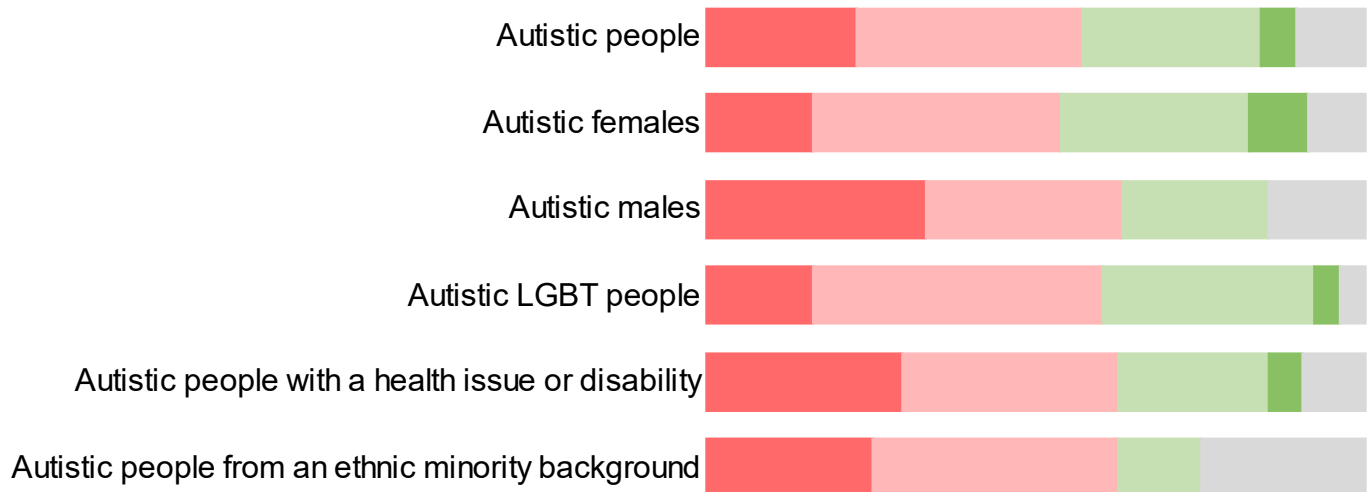


	Base	All responses					Excluding 'Don't know'	
		Very difficult	Quite difficult	Quite easy	Very easy	Don't know	Difficult overall	Easy overall
Autistic people	93	26%	33%	32%	6%	2%	60%	40%
Autistic females	55	27%	38%	25%	5%	4%	68%	32%
Autistic males	28	25%	21%	43%	11%	-	46%	54%
Autistic LGBT people	24	29%	38%	25%	8%	-	67%	33%
Autistic people with a health issue or disability	62	32%	35%	31%	2%	-	68%	32%
Autistic people from an ethnic minority background	7	14%	43%	43%	-	-	57%	43%

2022 Hampshire Autism Strategy Survey Summary Report

Getting health advice (including 111, A&E, etc)

Very difficult Quite difficult Quite easy Very easy Don't know

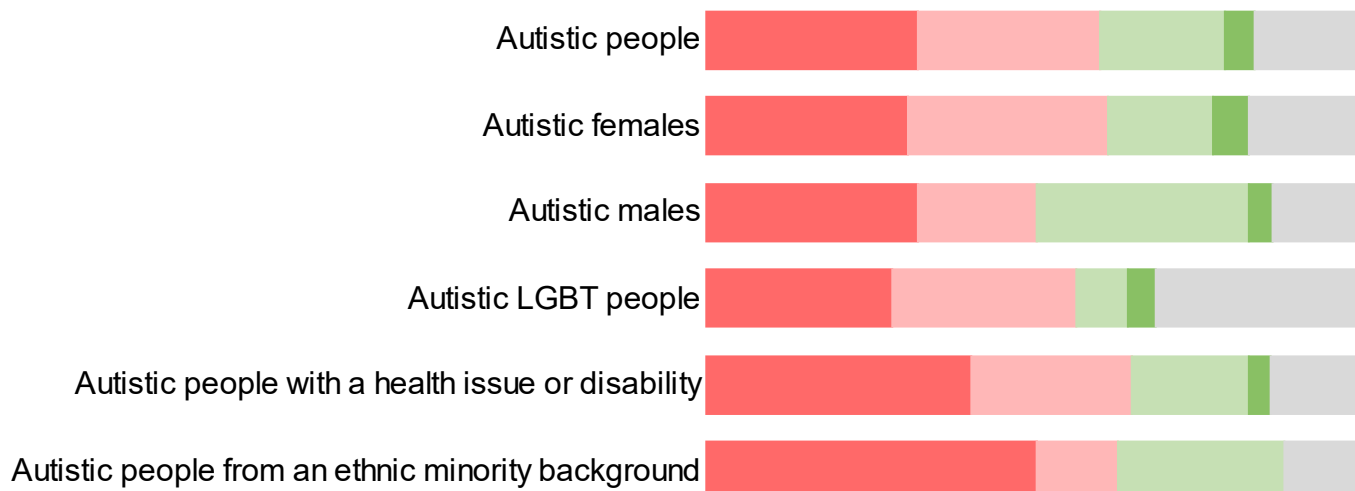


	Base	All responses					Excluding 'Don't know'	
		Very difficult	Quite difficult	Quite easy	Very easy	Don't know	Difficult overall	Easy overall
Autistic people	93	23%	34%	27%	5%	11%	64%	36%
Autistic females	56	16%	38%	29%	9%	9%	59%	41%
Autistic males	27	33%	30%	22%	-	15%	74%	26%
Autistic LGBT people	25	16%	44%	32%	4%	4%	63%	38%
Autistic people with a health issue or disability	61	30%	33%	23%	5%	10%	69%	31%
Autistic people from an ethnic minority background	8	25%	38%	13%	-	25%	83%	17%

2022 Hampshire Autism Strategy Survey Summary Report

Being referred to a specialist for physical health needs

Very difficult Quite difficult Quite easy Very easy Don't know

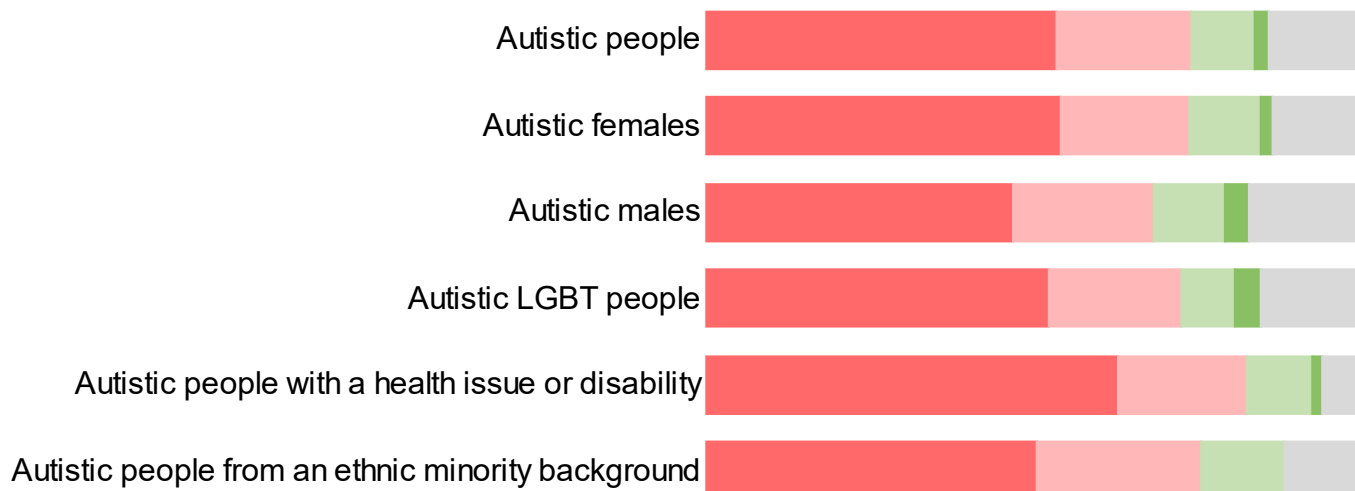


	Base	All responses					Excluding 'Don't know'	
		Very difficult	Quite difficult	Quite easy	Very easy	Don't know	Difficult overall	Easy overall
Autistic people	94	32%	28%	19%	4%	17%	72%	28%
Autistic females	56	30%	30%	16%	5%	18%	74%	26%
Autistic males	28	32%	18%	32%	4%	14%	58%	42%
Autistic LGBT people	25	28%	28%	8%	4%	32%	82%	18%
Autistic people with a health issue or disability	62	40%	24%	18%	3%	15%	75%	25%
Autistic people from an ethnic minority background	8	50%	13%	25%	-	13%	71%	29%

2022 Hampshire Autism Strategy Survey Summary Report

Being referred to a specialist for mental health needs

Very difficult Quite difficult Quite easy Very easy Don't know

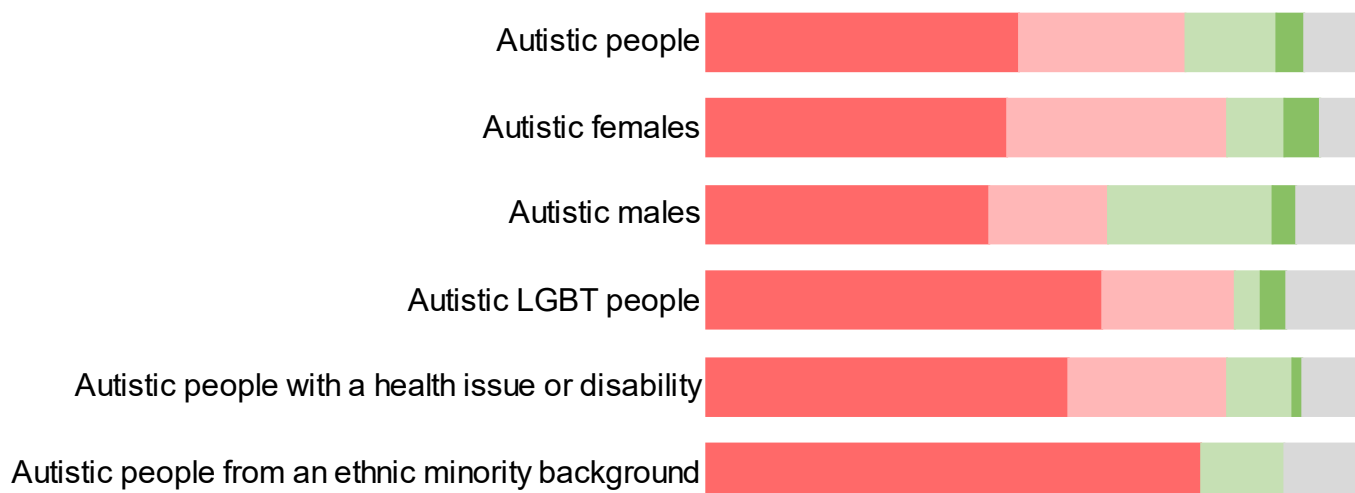


	Base	All responses					Excluding 'Don't know'	
		Very difficult	Quite difficult	Quite easy	Very easy	Don't know	Difficult overall	Easy overall
Autistic people	94	53%	20%	10%	2%	15%	86%	14%
Autistic females	56	54%	20%	11%	2%	14%	85%	15%
Autistic males	28	46%	21%	11%	4%	18%	83%	17%
Autistic LGBT people	25	52%	20%	8%	4%	16%	86%	14%
Autistic people with a health issue or disability	61	62%	20%	10%	2%	7%	88%	12%
Autistic people from an ethnic minority background	8	50%	25%	13%	-	13%	86%	14%

2022 Hampshire Autism Strategy Survey Summary Report

Being understood by doctors and other healthcare providers

Very difficult Quite difficult Quite easy Very easy Don't know

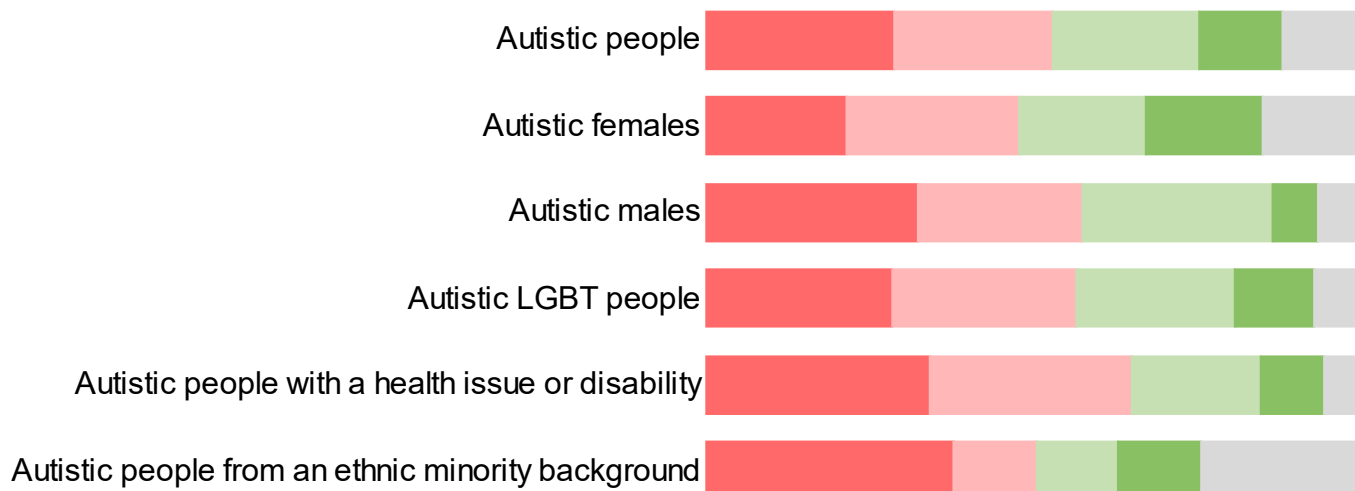


	Base	All responses					Excluding 'Don't know'	
		Very difficult	Quite difficult	Quite easy	Very easy	Don't know	Difficult overall	Easy overall
Autistic people	95	47%	25%	14%	4%	9%	80%	20%
Autistic females	57	46%	33%	9%	5%	7%	85%	15%
Autistic males	28	43%	18%	25%	4%	11%	68%	32%
Autistic LGBT people	25	60%	20%	4%	4%	12%	91%	9%
Autistic people with a health issue or disability	62	55%	24%	10%	2%	10%	88%	13%
Autistic people from an ethnic minority background	8	75%	-	13%	-	13%	86%	14%

2022 Hampshire Autism Strategy Survey Summary Report

Being treated respectfully by doctors and other healthcare providers

■ Very difficult
 ■ Quite difficult
 ■ Quite easy
 ■ Very easy
 ■ Don't know

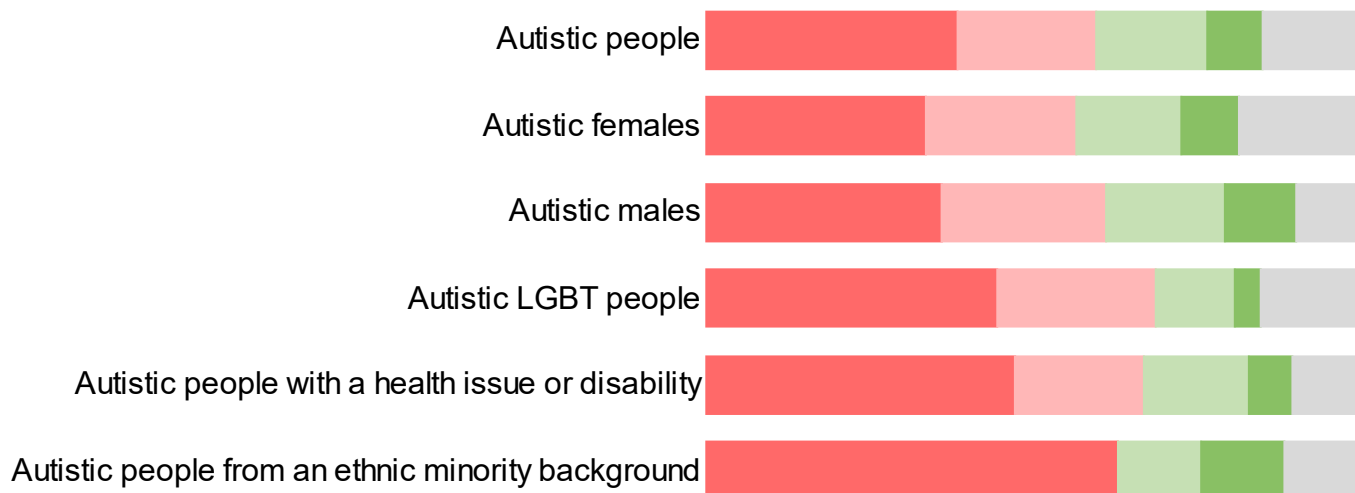


	Base	All responses					Excluding 'Don't know'	
		Very difficult	Quite difficult	Quite easy	Very easy	Don't know	Difficult overall	Easy overall
Autistic people	95	28%	24%	22%	13%	13%	60%	40%
Autistic females	57	21%	26%	19%	18%	16%	56%	44%
Autistic males	28	32%	25%	29%	7%	7%	62%	38%
Autistic LGBT people	25	28%	28%	24%	12%	8%	61%	39%
Autistic people with a health issue or disability	62	34%	31%	19%	10%	6%	69%	31%
Autistic people from an ethnic minority background	8	38%	13%	13%	13%	25%	67%	33%

2022 Hampshire Autism Strategy Survey Summary Report

Being believed by doctors and other healthcare providers

Very difficult Quite difficult Quite easy Very easy Don't know

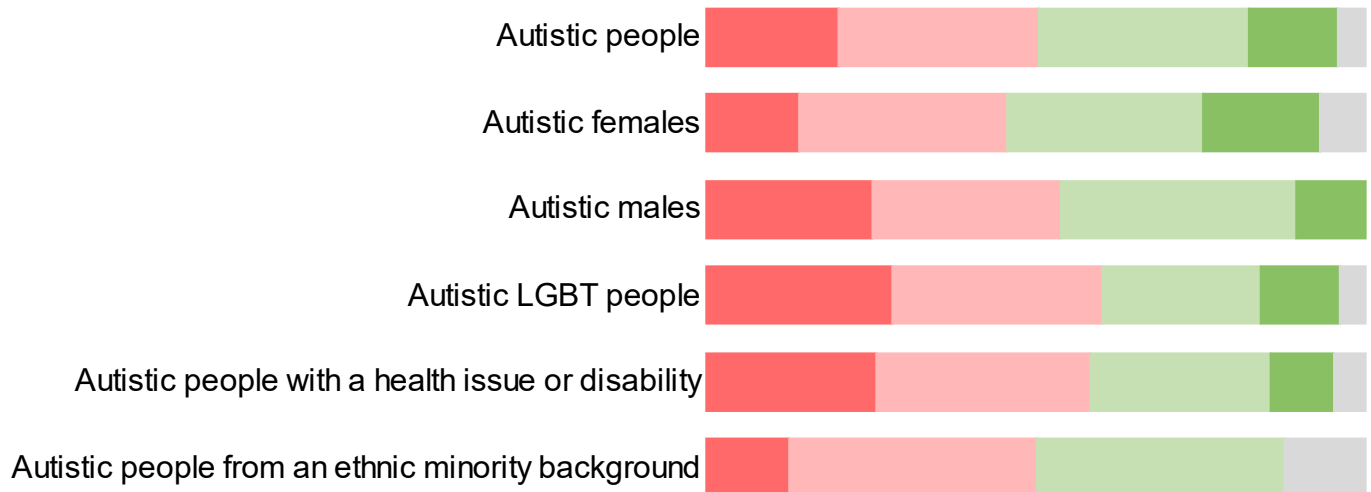


	Base	All responses					Excluding 'Don't know'	
		Very difficult	Quite difficult	Quite easy	Very easy	Don't know	Difficult overall	Easy overall
Autistic people	95	38%	21%	17%	8%	16%	70%	30%
Autistic females	57	33%	23%	16%	9%	19%	70%	30%
Autistic males	28	36%	25%	18%	11%	11%	68%	32%
Autistic LGBT people	25	44%	24%	12%	4%	16%	81%	19%
Autistic people with a health issue or disability	62	47%	19%	16%	6%	11%	75%	25%
Autistic people from an ethnic minority background	8	63%	-	13%	13%	13%	71%	29%

2022 Hampshire Autism Strategy Survey Summary Report

Understanding the information provided by doctors and other healthcare providers

■ Very difficult
 ■ Quite difficult
 ■ Quite easy
 ■ Very easy
 ■ Don't know

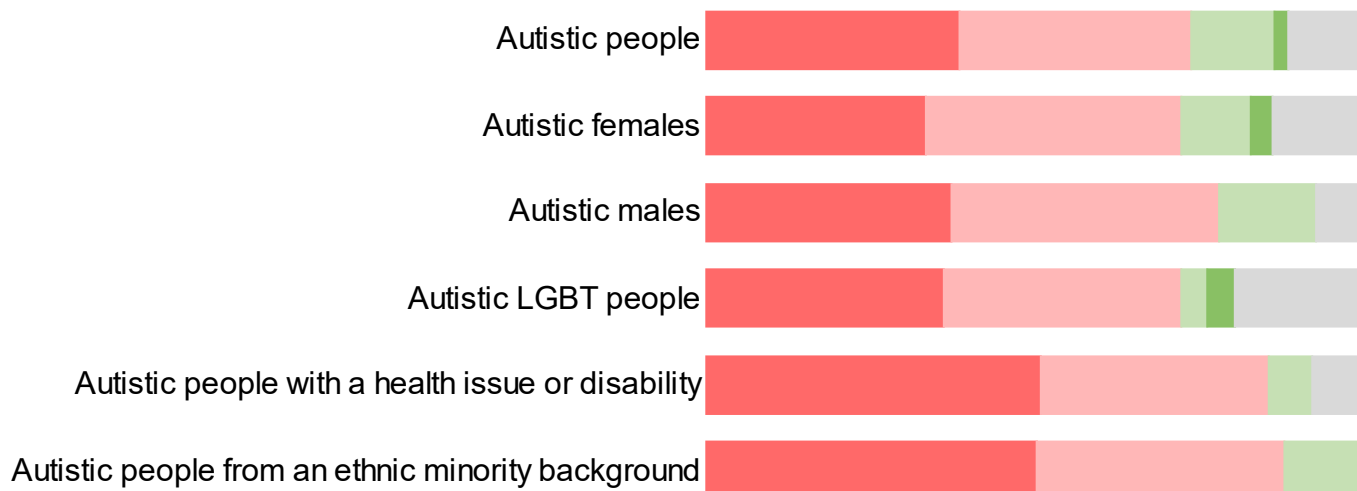


	Base	All responses					Excluding 'Don't know'	
		Very difficult	Quite difficult	Quite easy	Very easy	Don't know	Difficult overall	Easy overall
Autistic people	95	20%	31%	32%	14%	4%	53%	47%
Autistic females	57	14%	32%	30%	18%	7%	49%	51%
Autistic males	28	25%	29%	36%	11%	-	54%	46%
Autistic LGBT people	25	28%	32%	24%	12%	4%	63%	38%
Autistic people with a health issue or disability	62	26%	32%	27%	10%	5%	61%	39%
Autistic people from an ethnic minority background	8	13%	38%	38%	-	13%	57%	43%

2022 Hampshire Autism Strategy Survey Summary Report

Getting all of the medical treatment that is needed

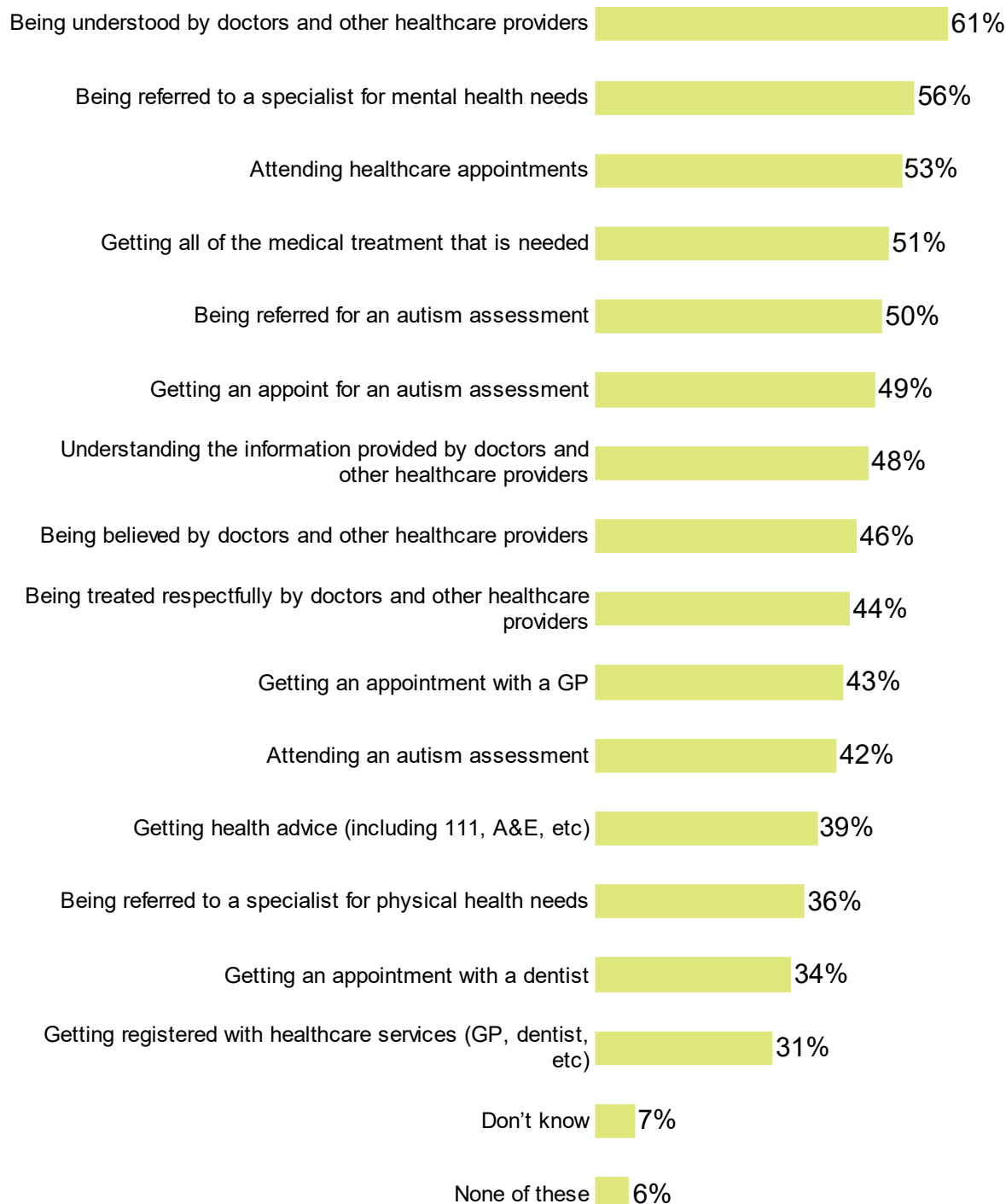
Very difficult Quite difficult Quite easy Very easy Don't know



	Base	All responses					Excluding 'Don't know'	
		Very difficult	Quite difficult	Quite easy	Very easy	Don't know	Difficult overall	Easy overall
Autistic people	94	38%	35%	13%	2%	12%	83%	17%
Autistic females	57	33%	39%	11%	4%	14%	84%	16%
Autistic males	27	37%	41%	15%	-	7%	84%	16%
Autistic LGBT people	25	36%	36%	4%	4%	20%	90%	10%
Autistic people with a health issue or disability	61	51%	34%	7%	-	8%	93%	7%
Autistic people from an ethnic minority background	8	50%	38%	13%	-	-	88%	13%

2022 Hampshire Autism Strategy Survey Summary Report

If you feel any of these tasks are difficult, are any of these made more difficult by autism, rather than another reason? (Base: 88)



A breakdown of these results by different respondent group is shown on the next page.

2022 Hampshire Autism Strategy Survey Summary Report

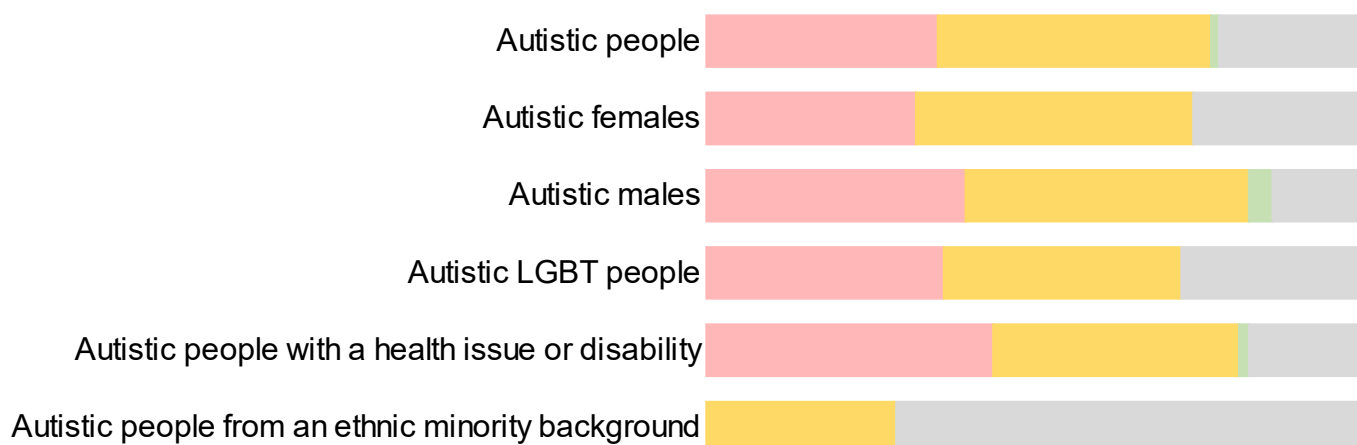
	Autistic people	Autistic females	Autistic males	Autistic LGBT people	Autistic people with a health issue or disability	Autistic people from an ethnic minority background
Base	88	53	26	23	59	8
Being understood by doctors and other healthcare providers	61%	62%	54%	78%	68%	63%
Being referred to a specialist for mental health needs	56%	49%	62%	57%	63%	63%
Attending healthcare appointments	53%	55%	46%	57%	61%	50%
Getting all of the medical treatment that is needed	51%	45%	54%	65%	61%	75%
Being referred for an autism assessment	50%	45%	54%	52%	58%	75%
Getting an appoint for an autism assessment	49%	45%	46%	43%	58%	63%
Understanding the information provided by doctors and other healthcare providers	48%	43%	50%	61%	53%	50%
Being believed by doctors and other healthcare providers	45%	40%	46%	61%	47%	50%
Being treated respectfully by doctors and other healthcare providers	44%	38%	46%	57%	49%	38%
Getting an appointment with a GP	43%	36%	54%	52%	54%	38%
Attending an autism assessment	42%	34%	50%	48%	49%	25%
Getting health advice (including 111, A&E, etc)	39%	28%	50%	39%	46%	50%
Being referred to a specialist for physical health needs	36%	26%	42%	43%	44%	50%
Getting an appointment with a dentist	34%	26%	42%	43%	44%	50%
Getting registered with healthcare services (GP, dentist, etc)	31%	25%	38%	43%	39%	25%
Don't know	7%	8%	4%	9%	5%	25%

2022 Hampshire Autism Strategy Survey Summary Report

	Autistic people	Autistic females	Autistic males	Autistic LGBT people	Autistic people with a health issue or disability	Autistic people from an ethnic minority background
Base	88	53	26	23	59	8
None of these	6%	6%	8%	4%	5%	-

In general, do you think that medical waiting times for a...

- Longer than for other people
- Shorter than for other people
- About the same as for other people
- Don't know

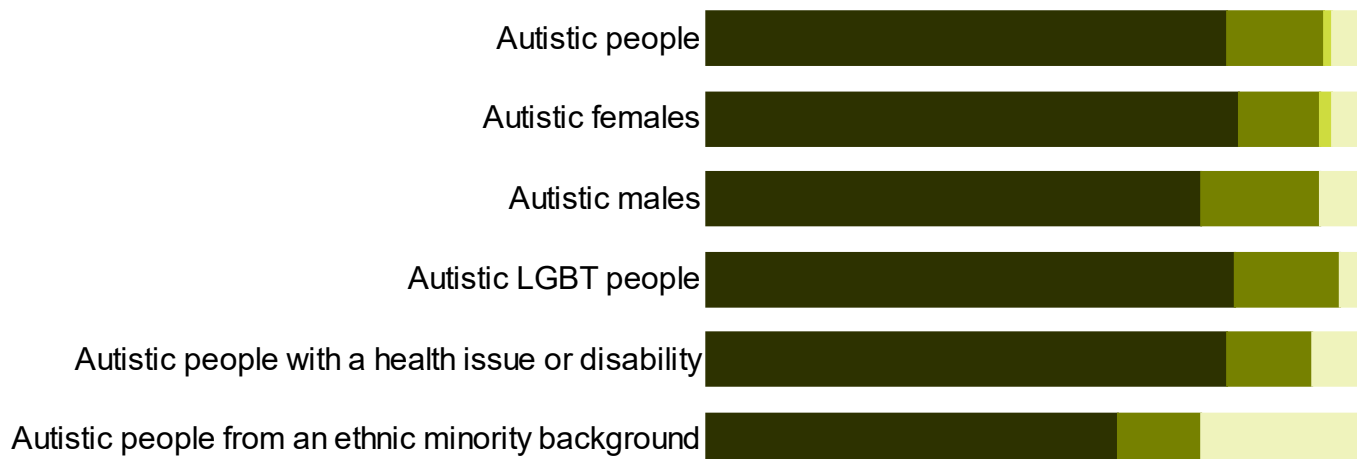


	Base	All responses				Excluding 'Don't know'	
		Longer than for other people	About the same as for other people	Shorter than for other people	Don't know	Longer than for other people	Shorter than for other people
Autistic people	94	35%	41%	1%	22%	45%	1%
Autistic females	57	32%	42%	-	26%	43%	0%
Autistic males	28	39%	43%	4%	14%	46%	4%
Autistic LGBT people	25	36%	36%	-	28%	50%	0%
Autistic people with a health issue or disability	62	44%	37%	2%	18%	53%	2%
Autistic people from an ethnic minority background	7	-	29%	-	71%	0%	0%

2022 Hampshire Autism Strategy Survey Summary Report

Have you, or someone you live with, support, or care for, ever received an autism assessment?

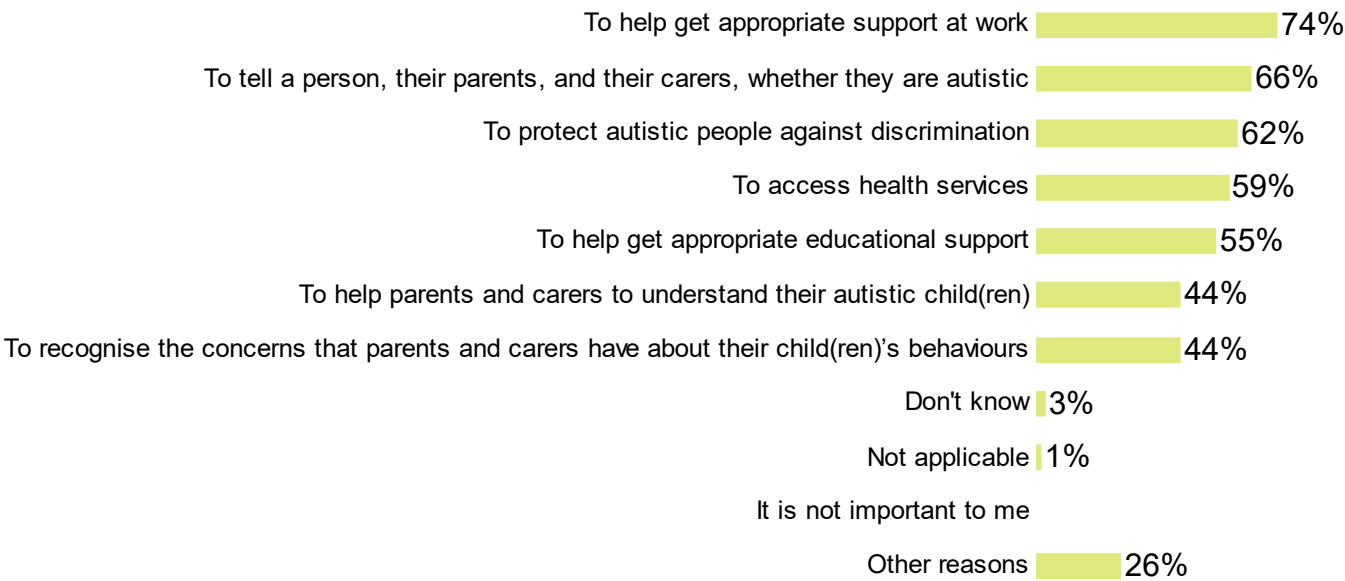
Yes
 No
 Prefer not to say
 Don't know



	Base	Yes	No	Prefer not to say	Don't know
Autistic people	95	79%	15%	1%	5%
Autistic females	57	81%	12%	2%	5%
Autistic males	28	75%	18%	-	7%
Autistic LGBT people	25	80%	16%	-	4%
Autistic people with a health issue or disability	62	79%	13%	-	8%
Autistic people from an ethnic minority background	8	63%	13%	-	25%

2022 Hampshire Autism Strategy Survey Summary Report

Why is an Autism Assessment is important to you? (Base: 73)

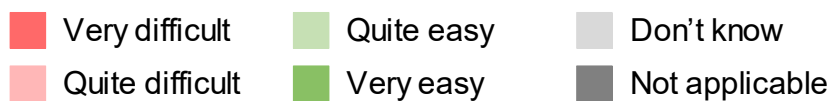


2022 Hampshire Autism Strategy Survey Summary Report

	Autistic people	Autistic females	Autistic males	Autistic LGBT people	Autistic people with a health issue or disability	Autistic people from an ethnic minority background
Base	73	46	19	19	48	5
To help get appropriate support at work	74%	76%	79%	79%	71%	80%
To tell a person, their parents, and their carers, whether they are autistic	66%	65%	63%	79%	75%	40%
To protect autistic people against discrimination	62%	57%	74%	74%	69%	40%
To access health services	59%	54%	63%	79%	71%	60%
To help get appropriate educational support	55%	54%	53%	68%	56%	80%
To help parents and carers to understand their autistic child(ren)	44%	43%	42%	58%	44%	20%
To recognise the concerns that parents and carers have about their child(ren)'s behaviours	44%	43%	47%	47%	46%	40%
Don't know	3%	4%	-	-	-	-
Not applicable	1%	-	5%	-	2%	-
It is not important to me	-	-	-	-	-	-
Other reasons	26%	26%	21%	26%	21%	60%

2022 Hampshire Autism Strategy Survey Summary Report

How easy or difficult was it to...

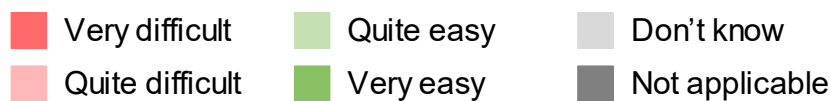


	Base	All responses						Excluding 'don't know'	
		Very difficult	Quite difficult	Quite easy	Very easy	Don't know	Not applicable	Difficult overall	Easy overall
be referred for an autism assessment	73	41%	33%	21%	-	5%	-	78%	22%
get an appointment for an autism assessment	73	44%	32%	14%	1%	7%	3%	83%	17%
attend an autism assessment	72	15%	42%	24%	11%	4%	4%	62%	38%

Views on these tasks are explored in more detail on the following pages.

2022 Hampshire Autism Strategy Survey Summary Report

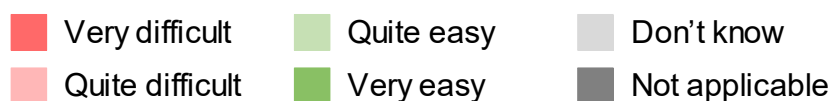
How easy or difficult was it to be referred for an autism assessment?



	Base	All responses						Excluding 'Don't know'	
		Very difficult	Quite difficult	Quite easy	Very easy	Don't know	Not applicable	Difficult overall	Easy overall
Autistic people	73	41%	33%	21%	-	5%	-	78%	22%
Had an autism assessment within the last year	16	44%	25%	31%	-	-	-	69%	31%
Had an autism assessment 1-5 years ago	38	34%	42%	24%	-	-	-	76%	24%
Had an autism assessment 6-10 years ago	8	63%	25%	13%	-	-	-	88%	13%
Had an autism assessment more than 10 years ago	9	33%	22%	-	-	44%	-	100%	0%
Had an autism assessment online	26	42%	35%	23%	-	-	-	77%	23%
Had an autism assessment in person	42	40%	33%	17%	-	10%	-	82%	18%

2022 Hampshire Autism Strategy Survey Summary Report

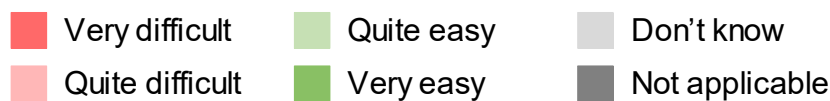
How easy or difficult was it to get an appointment for an autism assessment?



	Base	All responses						Excluding 'Don't know'	
		Very difficult	Quite difficult	Quite easy	Very easy	Don't know	Not applicable	Difficult overall	Easy overall
Autistic people	73	44%	32%	14%	1%	7%	3%	83%	17%
Had an autism assessment within the last year	16	63%	19%	19%	-	-	-	81%	19%
Had an autism assessment 1-5 years ago	38	42%	42%	11%	3%	-	3%	86%	14%
Had an autism assessment 6-10 years ago	8	38%	25%	25%	-	13%	-	71%	29%
Had an autism assessment more than 10 years ago	9	11%	22%	11%	-	44%	11%	75%	25%
Had an autism assessment online	26	46%	35%	19%	-	-	-	81%	19%
Had an autism assessment in person	42	40%	31%	12%	2%	12%	2%	83%	17%

2022 Hampshire Autism Strategy Survey Summary Report

How easy or difficult was it to attend an autism assessment?

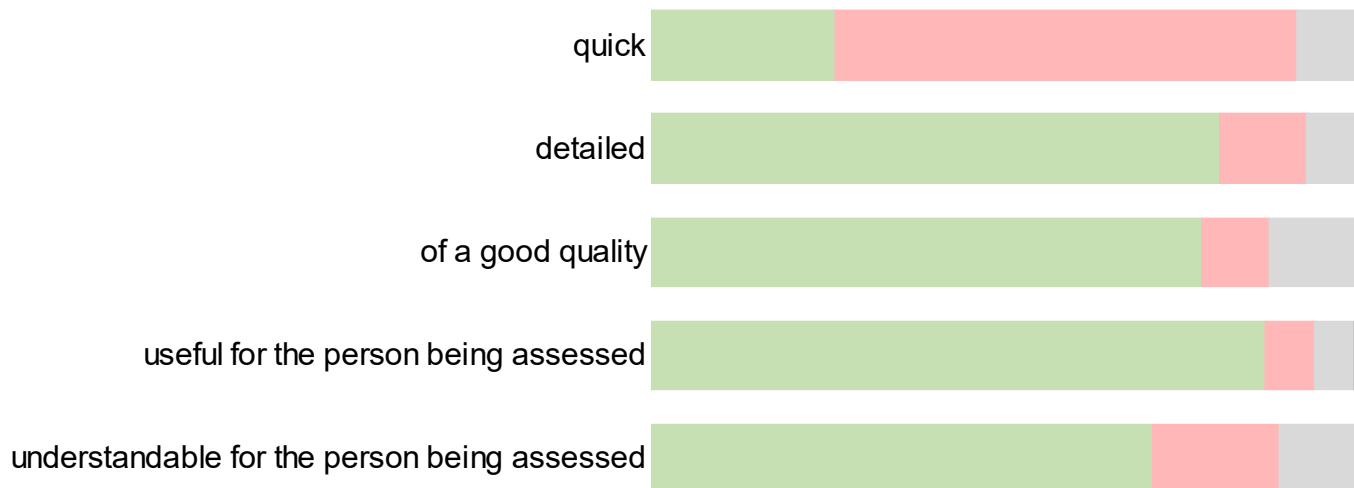


	Base	All responses						Excluding 'Don't know'	
		Very difficult	Quite difficult	Quite easy	Very easy	Don't know	Not applicable	Difficult overall	Easy overall
Autistic people	72	15%	42%	24%	11%	4%	4%	62%	38%
Had an autism assessment within the last year	16	25%	19%	38%	19%	-	-	44%	56%
Had an autism assessment 1-5 years ago	37	14%	51%	16%	14%	-	5%	69%	31%
Had an autism assessment 6-10 years ago	8	13%	63%	25%	-	-	-	75%	25%
Had an autism assessment more than 10 years ago	9	11%	22%	22%	-	33%	11%	60%	40%
Had an autism assessment online	25	20%	20%	32%	24%	-	4%	42%	58%
Had an autism assessment in person	42	12%	57%	17%	5%	7%	2%	76%	24%

2022 Hampshire Autism Strategy Survey Summary Report

Overall, would you describe the autism assessment(s) as...

■ Yes
 ■ No
 ■ Don't know
 ■ Not applicable



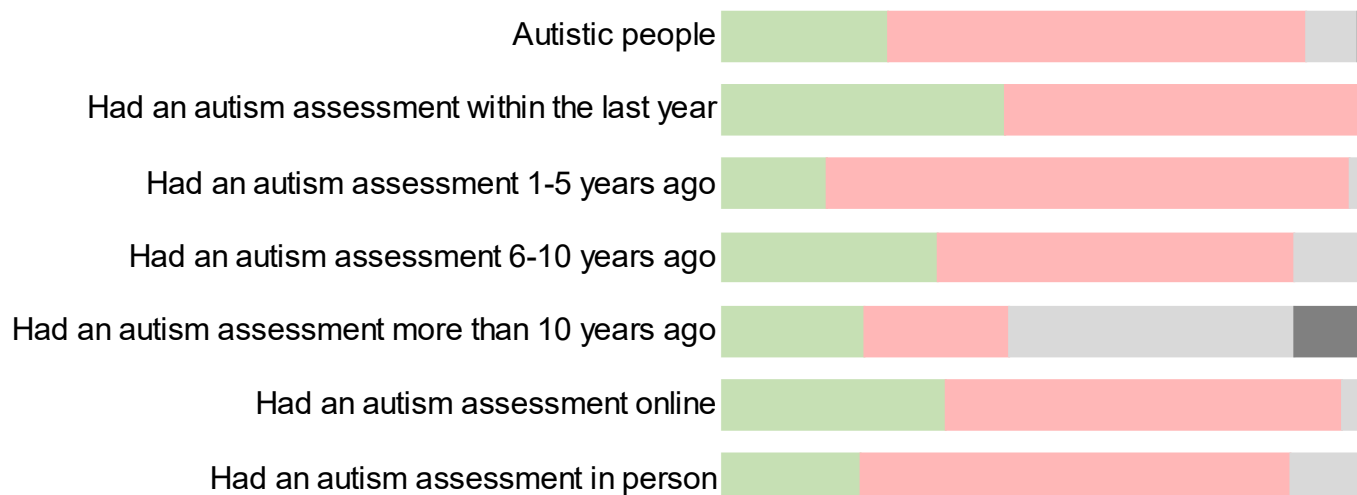
	Base	All responses				Excluding 'don't know' and 'not applicable'	
		Yes	No	Don't know	Not applicable	Yes	No
quick	74	26%	65%	8%	1%	28%	72%
detailed	74	80%	12%	7%	1%	87%	13%
of a good quality	74	77%	9%	12%	1%	89%	11%
useful for the person being assessed	72	86%	7%	6%	1%	93%	7%
understandable for the person being assessed	74	70%	18%	11%	1%	80%	20%

Views on these tasks are explored in more detail on the following pages.

2022 Hampshire Autism Strategy Survey Summary Report

Overall, would you describe the autism assessment(s) as quick?

■ Yes
 ■ No
 ■ Don't know
 ■ Not applicable

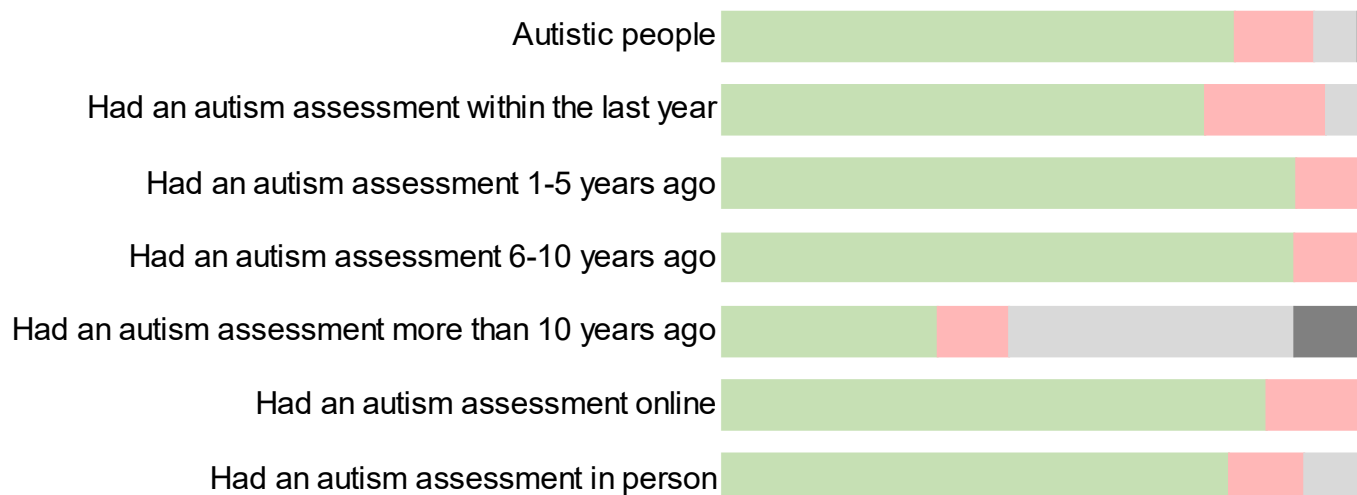


	Base	All responses				Excluding 'Don't know' and 'Not applicable'	
		Yes	No	Don't know	Not applicable	Yes	No
Autistic people	74	26%	65%	8%	1%	28%	72%
Had an autism assessment within the last year	16	44%	56%	-	-	44%	56%
Had an autism assessment 1-5 years ago	37	16%	81%	3%	-	17%	83%
Had an autism assessment 6-10 years ago	9	33%	56%	11%	-	38%	63%
Had an autism assessment more than 10 years ago	9	22%	22%	44%	11%	50%	50%
Had an autism assessment online	26	35%	62%	4%	-	36%	64%
Had an autism assessment in person	42	21%	67%	12%	-	24%	76%

2022 Hampshire Autism Strategy Survey Summary Report

Overall, would you describe the autism assessment(s) as detailed?

■ Yes
 ■ No
 ■ Don't know
 ■ Not applicable

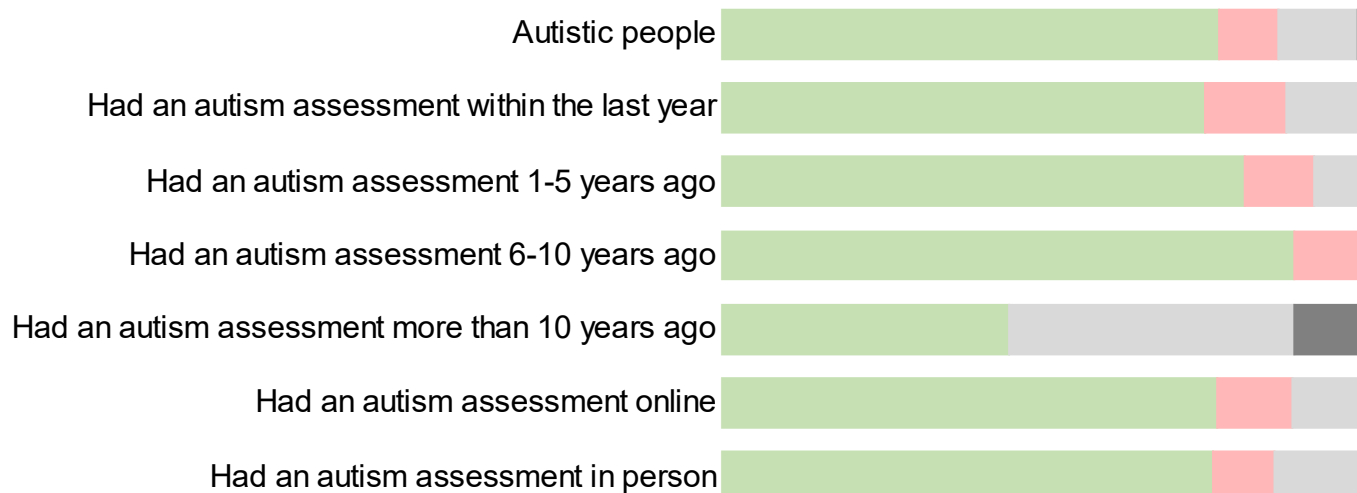


	Base	All responses				Excluding 'Don't know' and 'Not applicable'	
		Yes	No	Don't know	Not applicable	Yes	No
Autistic people	74	80%	12%	7%	1%	87%	13%
Had an autism assessment within the last year	16	75%	19%	6%	-	80%	20%
Had an autism assessment 1-5 years ago	37	89%	11%	-	-	89%	11%
Had an autism assessment 6-10 years ago	9	89%	11%	-	-	89%	11%
Had an autism assessment more than 10 years ago	9	33%	11%	44%	11%	75%	25%
Had an autism assessment online	26	85%	15%	-	-	85%	15%
Had an autism assessment in person	42	79%	12%	10%	-	87%	13%

2022 Hampshire Autism Strategy Survey Summary Report

Overall, would you describe the autism assessment(s) as of a good quality?

■ Yes
 ■ No
 ■ Don't know
 ■ Not applicable



	Base	All responses				Excluding 'Don't know' and 'Not applicable'	
		Yes	No	Don't know	Not applicable	Yes	No
Autistic people	74	77%	9%	12%	1%	89%	11%
Had an autism assessment within the last year	16	75%	13%	13%	-	86%	14%
Had an autism assessment 1-5 years ago	37	81%	11%	8%	-	88%	12%
Had an autism assessment 6-10 years ago	9	89%	11%	-	-	89%	11%
Had an autism assessment more than 10 years ago	9	44%	-	44%	11%	100%	0%
Had an autism assessment online	26	77%	12%	12%	-	87%	13%
Had an autism assessment in person	42	76%	10%	14%	-	89%	11%

2022 Hampshire Autism Strategy Survey Summary Report

Overall, would you describe the autism assessment(s) as useful for the person being assessed?

■ Yes
 ■ No
 ■ Don't know
 ■ Not applicable



	Base	All responses				Excluding 'Don't know' and 'Not applicable'	
		Yes	No	Don't know	Not applicable	Yes	No
Autistic people	72	86%	7%	6%	1%	93%	7%
Had an autism assessment within the last year	16	100%	-	-	-	100%	0%
Had an autism assessment 1-5 years ago	36	86%	11%	3%	-	89%	11%
Had an autism assessment 6-10 years ago	9	100%	-	-	-	100%	0%
Had an autism assessment more than 10 years ago	8	38%	13%	38%	13%	75%	25%
Had an autism assessment online	26	96%	4%	-	-	96%	4%
Had an autism assessment in person	40	80%	10%	10%	-	89%	11%

2022 Hampshire Autism Strategy Survey Summary Report

Overall, would you describe the autism assessment(s) as understandable for the person being assessed?

■ Yes
 ■ No
 ■ Don't know
 ■ Not applicable



	Base	All responses				Excluding 'Don't know' and 'Not applicable'	
		Yes	No	Don't know	Not applicable	Yes	No
Autistic people	74	70%	18%	11%	1%	80%	20%
Had an autism assessment within the last year	16	75%	19%	6%	-	80%	20%
Had an autism assessment 1-5 years ago	37	76%	16%	8%	-	82%	18%
Had an autism assessment 6-10 years ago	9	78%	22%	-	-	78%	22%
Had an autism assessment more than 10 years ago	9	33%	11%	44%	11%	75%	25%
Had an autism assessment online	26	77%	15%	8%	-	83%	17%
Had an autism assessment in person	42	69%	19%	12%	-	78%	22%

2022 Hampshire Autism Strategy Survey Summary Report

Was the communication about the assessment clear...

■ Yes
 ■ No
 ■ Don't know
 ■ Not applicable



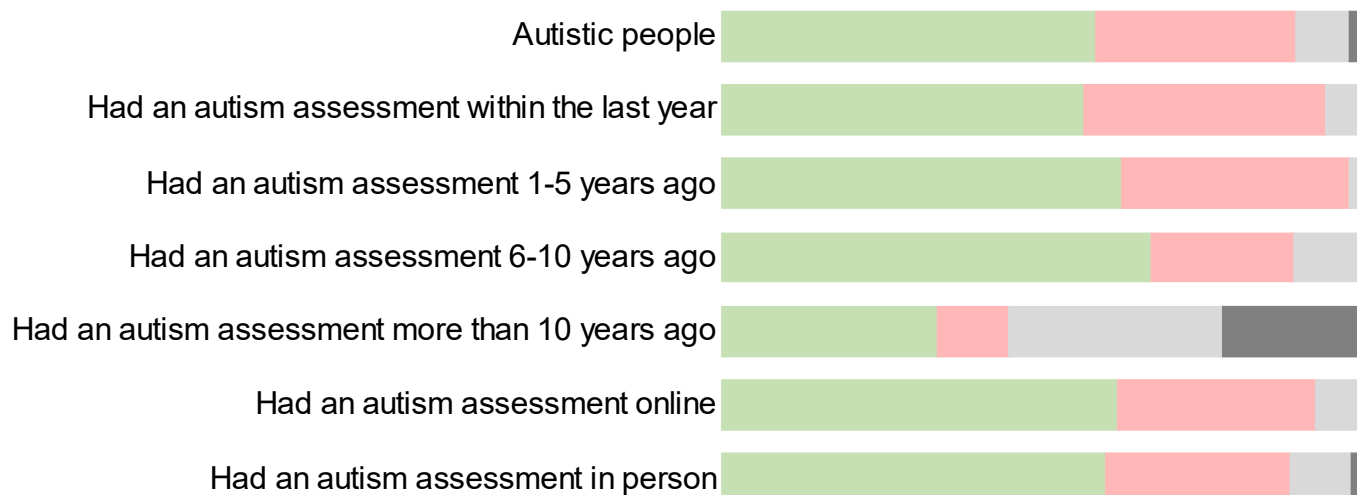
	Base	All responses				Excluding 'don't know' and 'not applicable'	
		Yes	No	Don't know	Not applicable	Yes	No
before the assessment?	74	58%	31%	8%	3%	65%	35%
during the assessment?	74	77%	14%	8%	1%	85%	15%
after the assessment?	74	58%	27%	12%	3%	68%	32%

Views on these tasks are explored in more detail on the following pages.

2022 Hampshire Autism Strategy Survey Summary Report

Was the communication about the assessment clear before the assessment?

■ Yes
 ■ No
 ■ Don't know
 ■ Not applicable



	Base	All responses				Excluding 'Don't know' and 'Not applicable'	
		Yes	No	Don't know	Not applicable	Yes	No
Autistic people	74	58%	31%	8%	3%	65%	35%
Had an autism assessment within the last year	16	56%	38%	6%	-	60%	40%
Had an autism assessment 1-5 years ago	37	62%	35%	3%	-	64%	36%
Had an autism assessment 6-10 years ago	9	67%	22%	11%	-	75%	25%
Had an autism assessment more than 10 years ago	9	33%	11%	33%	22%	75%	25%
Had an autism assessment online	26	62%	31%	8%	-	67%	33%
Had an autism assessment in person	42	60%	29%	10%	2%	68%	32%

2022 Hampshire Autism Strategy Survey Summary Report

Was the communication about the assessment clear during the assessment?

■ Yes
 ■ No
 ■ Don't know
 ■ Not applicable

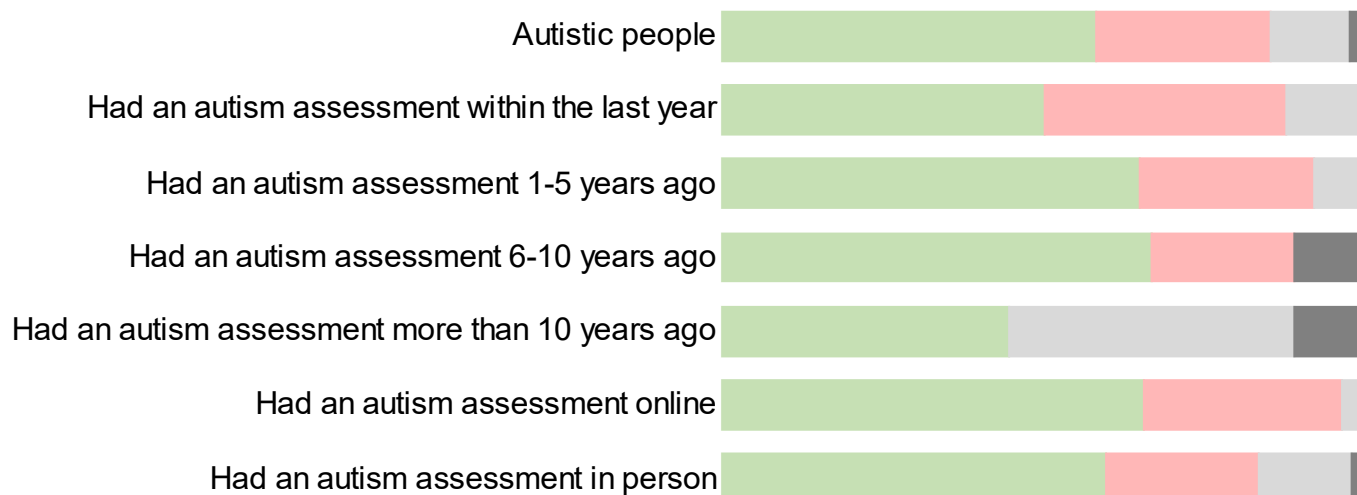


	Base	All responses				Excluding 'Don't know' and 'Not applicable'	
		Yes	No	Don't know	Not applicable	Yes	No
Autistic people	74	77%	14%	8%	1%	85%	15%
Had an autism assessment within the last year	16	94%	6%	-	-	94%	6%
Had an autism assessment 1-5 years ago	37	73%	19%	8%	-	79%	21%
Had an autism assessment 6-10 years ago	9	78%	22%	-	-	78%	22%
Had an autism assessment more than 10 years ago	9	56%	-	33%	11%	100%	0%
Had an autism assessment online	26	85%	12%	4%	-	88%	12%
Had an autism assessment in person	42	76%	12%	12%	-	86%	14%

2022 Hampshire Autism Strategy Survey Summary Report

Was the communication about the assessment clear after the assessment?

■ Yes
 ■ No
 ■ Don't know
 ■ Not applicable



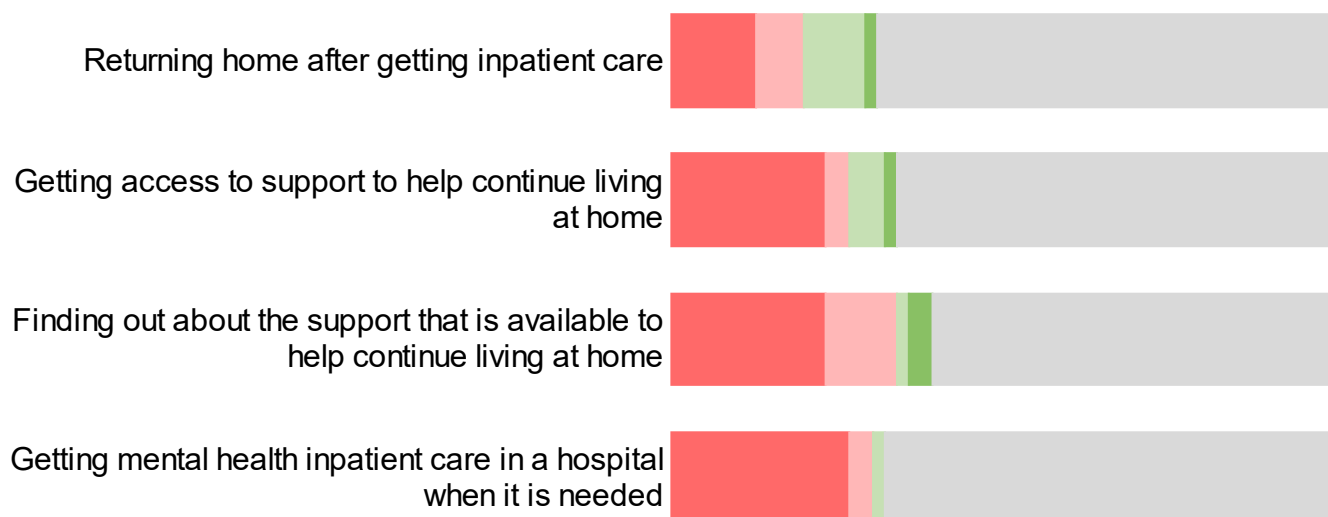
	Base	All responses				Excluding 'Don't know' and 'Not applicable'	
		Yes	No	Don't know	Not applicable	Yes	No
Autistic people	74	58%	27%	12%	3%	68%	32%
Had an autism assessment within the last year	16	50%	38%	13%	-	57%	43%
Had an autism assessment 1-5 years ago	37	65%	27%	8%	-	71%	29%
Had an autism assessment 6-10 years ago	9	67%	22%	-	11%	75%	25%
Had an autism assessment more than 10 years ago	9	44%	-	44%	11%	100%	0%
Had an autism assessment online	26	65%	31%	4%	-	68%	32%
Had an autism assessment in person	42	60%	24%	14%	2%	71%	29%

2022 Hampshire Autism Strategy Survey Summary Report

Section 6: Community support

How easy or difficult is...(responses of autistic people, ranked by most difficult when ignoring 'Don't know' responses)

Very difficult Quite difficult Quite easy Very easy Don't know



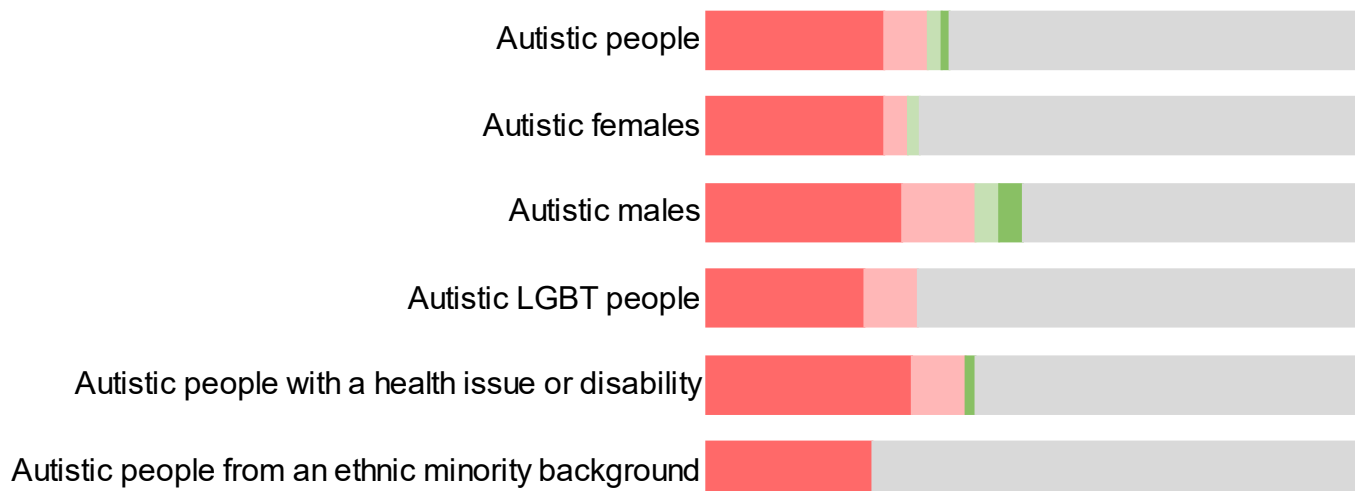
	Base	All responses					Excluding 'don't know'	
		Very difficult	Quite difficult	Quite easy	Very easy	Don't know	Difficult overall	Easy overall
Getting mental health inpatient care in a hospital when it is needed	56	27%	4%	2%	-	68%	94%	6%
Finding out about the support that is available to help continue living at home	56	23%	11%	2%	4%	61%	86%	14%
Getting access to support to help continue living at home	56	23%	4%	5%	2%	66%	79%	21%
Returning home after getting inpatient care	55	13%	7%	9%	2%	69%	65%	35%

Views on these tasks are explored in more detail on the following pages.

2022 Hampshire Autism Strategy Survey Summary Report

Getting mental health inpatient care in a hospital when it is needed

Very difficult Quite difficult Quite easy Very easy Don't know

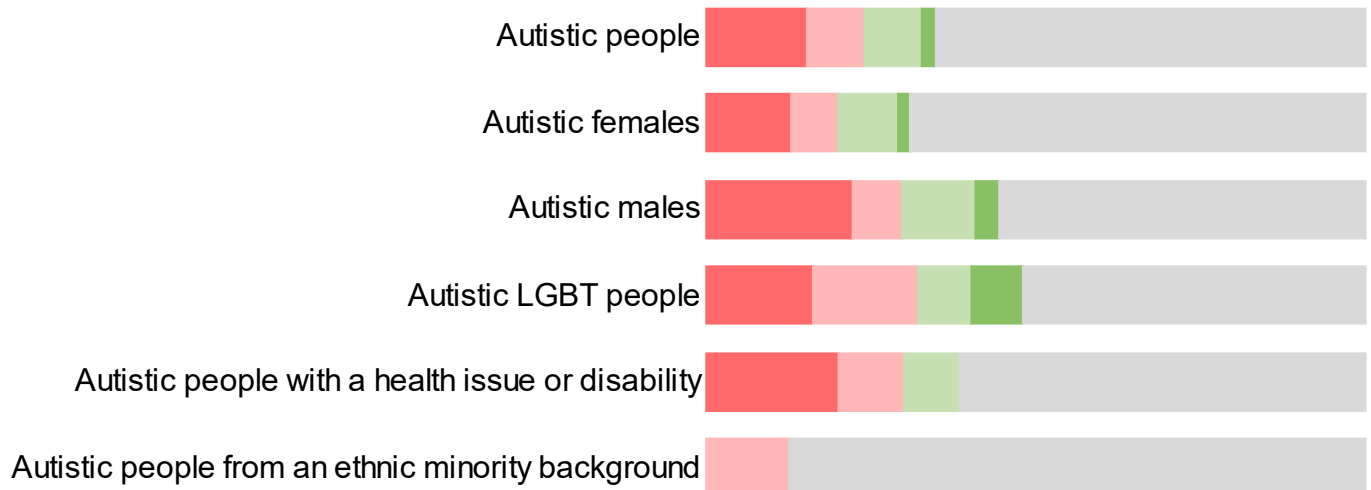


	Base	All responses					Excluding 'Don't know'	
		Very difficult	Quite difficult	Quite easy	Very easy	Don't know	Difficult overall	Easy overall
Autistic people	93	27%	6%	2%	1%	63%	91%	9%
Autistic females	56	27%	4%	2%	-	68%	94%	6%
Autistic males	27	30%	11%	4%	4%	52%	85%	15%
Autistic LGBT people	25	24%	8%	-	-	68%	100%	0%
Autistic people with a health issue or disability	61	31%	8%	-	2%	59%	96%	4%
Autistic people from an ethnic minority background	8	25%	-	-	-	75%	100%	0%

2022 Hampshire Autism Strategy Survey Summary Report

Returning home after getting inpatient care

■ Very difficult
 ■ Quite difficult
 ■ Quite easy
 ■ Very easy
 ■ Don't know

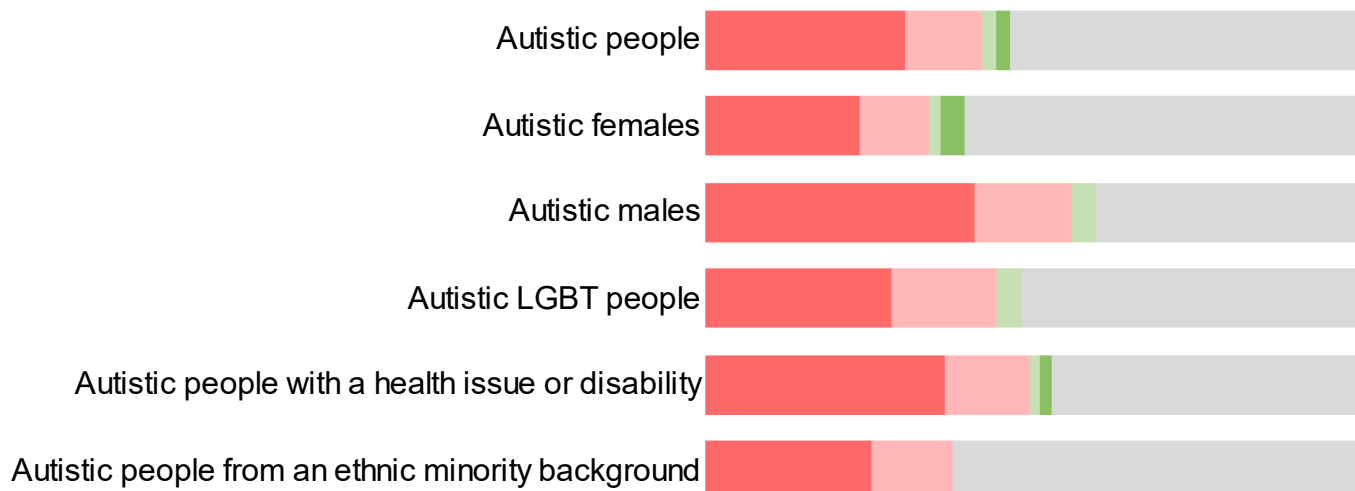


	Base	All responses					Excluding 'Don't know'	
		Very difficult	Quite difficult	Quite easy	Very easy	Don't know	Difficult overall	Easy overall
Autistic people	92	15%	9%	9%	2%	65%	69%	31%
Autistic females	55	13%	7%	9%	2%	69%	65%	35%
Autistic males	27	22%	7%	11%	4%	56%	67%	33%
Autistic LGBT people	25	16%	16%	8%	8%	52%	67%	33%
Autistic people with a health issue or disability	60	20%	10%	8%	-	62%	78%	22%
Autistic people from an ethnic minority background	8	-	13%	-	-	88%	100%	0%

2022 Hampshire Autism Strategy Survey Summary Report

Finding out about the support that is available to help continue living at home

Very difficult Quite difficult Quite easy Very easy Don't know

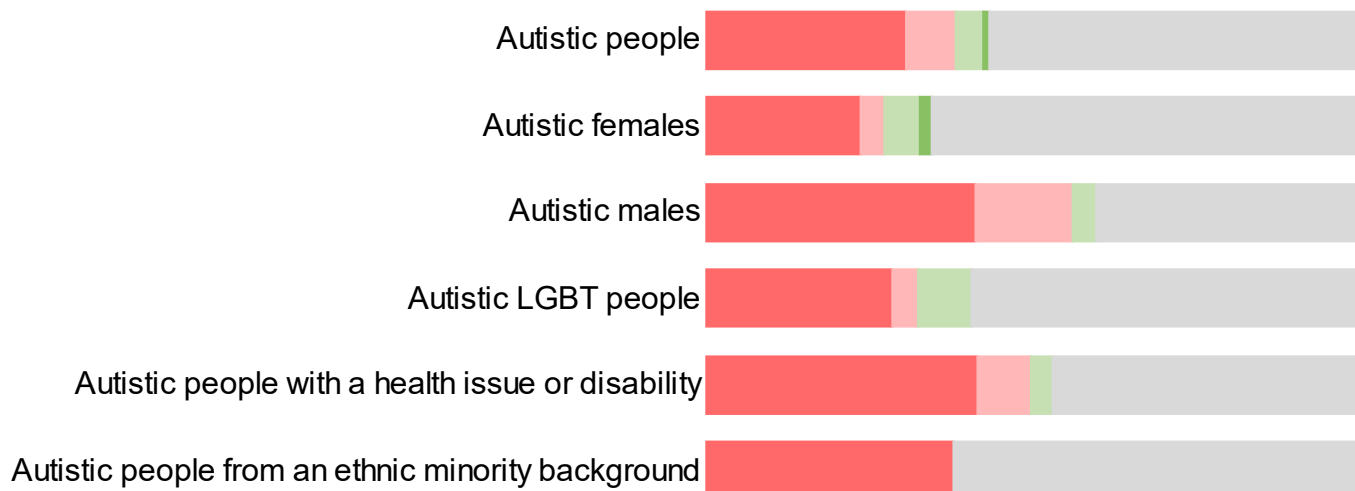


	Base	All responses					Excluding 'Don't know'	
		Very difficult	Quite difficult	Quite easy	Very easy	Don't know	Difficult overall	Easy overall
Autistic people	93	30%	12%	2%	2%	54%	91%	9%
Autistic females	56	23%	11%	2%	4%	61%	86%	14%
Autistic males	27	41%	15%	4%	-	41%	94%	6%
Autistic LGBT people	25	28%	16%	4%	-	52%	92%	8%
Autistic people with a health issue or disability	61	36%	13%	2%	2%	48%	94%	6%
Autistic people from an ethnic minority background	8	25%	13%	-	-	63%	100%	0%

2022 Hampshire Autism Strategy Survey Summary Report

Getting access to support to help continue living at home

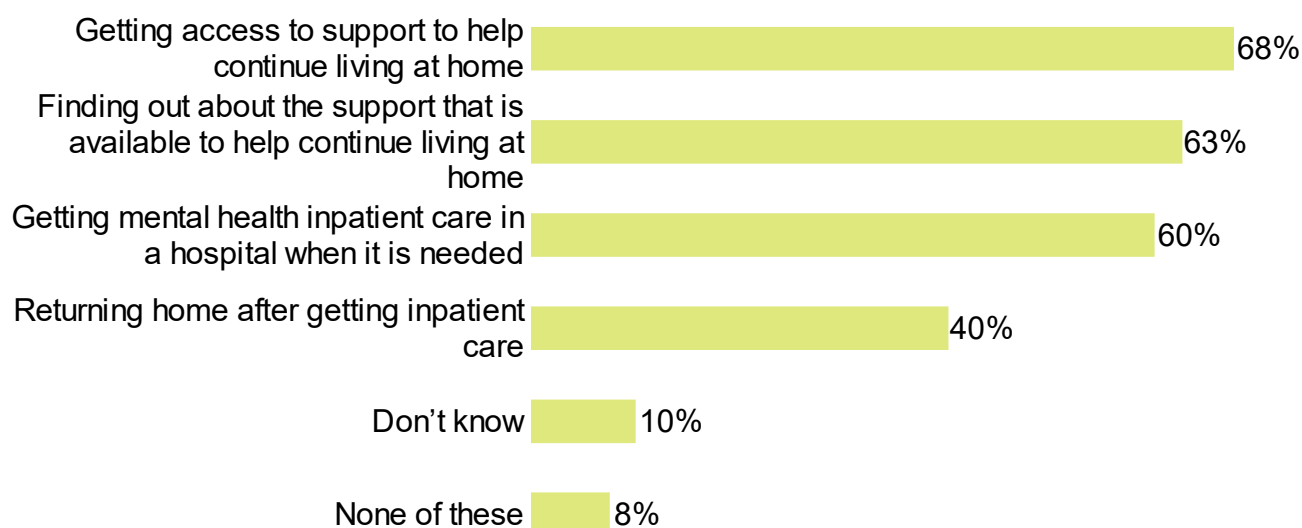
Very difficult Quite difficult Quite easy Very easy Don't know



	Base	All responses					Excluding 'Don't know'	
		Very difficult	Quite difficult	Quite easy	Very easy	Don't know	Difficult overall	Easy overall
Autistic people	93	30%	8%	4%	1%	57%	88%	13%
Autistic females	56	23%	4%	5%	2%	66%	79%	21%
Autistic males	27	41%	15%	4%	-	41%	94%	6%
Autistic LGBT people	25	28%	4%	8%	-	60%	80%	20%
Autistic people with a health issue or disability	61	41%	8%	3%	-	48%	94%	6%
Autistic people from an ethnic minority background	8	38%	-	-	-	63%	100%	0%

2022 Hampshire Autism Strategy Survey Summary Report

If you feel any of these tasks are difficult, are any of these made more difficult by autism, rather than another reason? (Base: 40)



	Autistic people	Autistic females	Autistic males	Autistic LGBT people	Autistic people with a health issue or disability	Autistic people from an ethnic minority background
Base	40	22	14	12	31	3
Getting access to support to help continue living at home	68%	50%	86%	58%	81%	100%
Finding out about the support that is available to help continue living at home	63%	45%	79%	58%	71%	100%
Getting mental health inpatient care in a hospital when it is needed	60%	55%	64%	58%	65%	67%
Returning home after getting inpatient care	40%	32%	50%	50%	45%	33%
Don't know	10%	18%	-	25%	6%	-
None of these	8%	14%	-	8%	3%	-

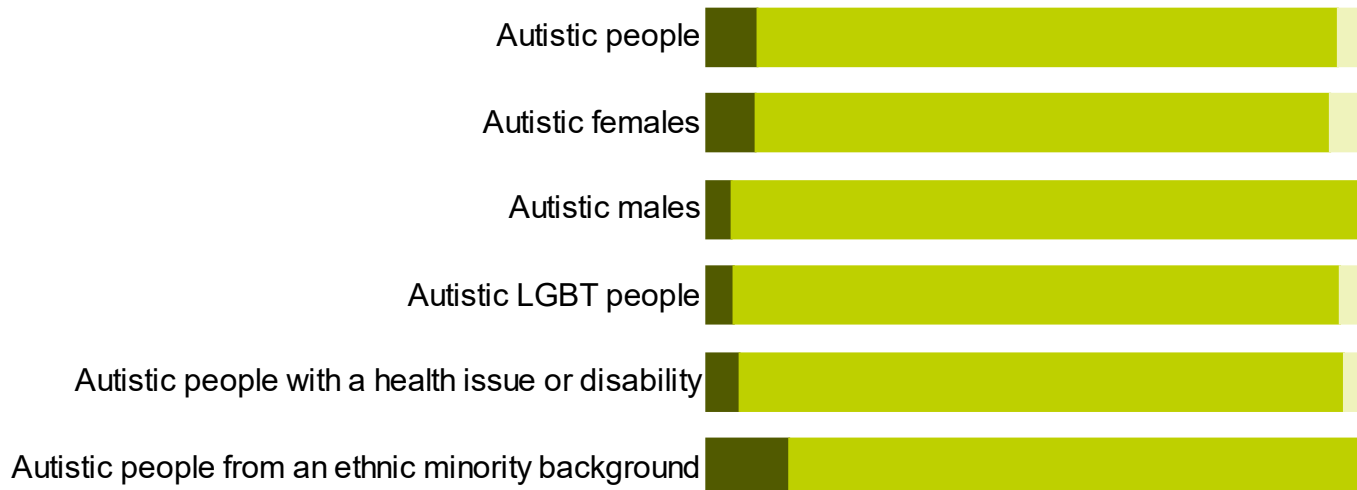
2022 Hampshire Autism Strategy Survey Summary Report

Have you ever arranged support for an autistic person to live in their home?

■ Yes

■ No

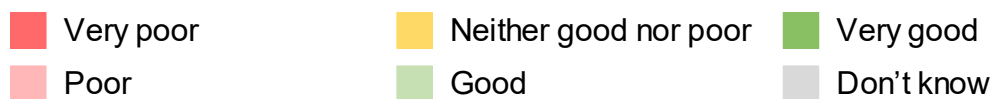
■ Prefer not to say




	Base	Yes	No	Prefer not to say
Autistic people	91	8%	88%	4%
Autistic females	54	7%	87%	6%
Autistic males	27	4%	96%	-
Autistic LGBT people	25	4%	92%	4%
Autistic people with a health issue or disability	60	5%	92%	3%
Autistic people from an ethnic minority background	8	13%	88%	-


2022 Hampshire Autism Strategy Survey Summary Report

Thinking about the last time you arranged support, how would you rate...?




The knowledge of the professionals who helped you 

The quality of the support that you arranged 

How easy it was to get in touch with those who could provide support 

How well the professionals who helped you understood your needs 

How well the needs of the person were addressed overall 

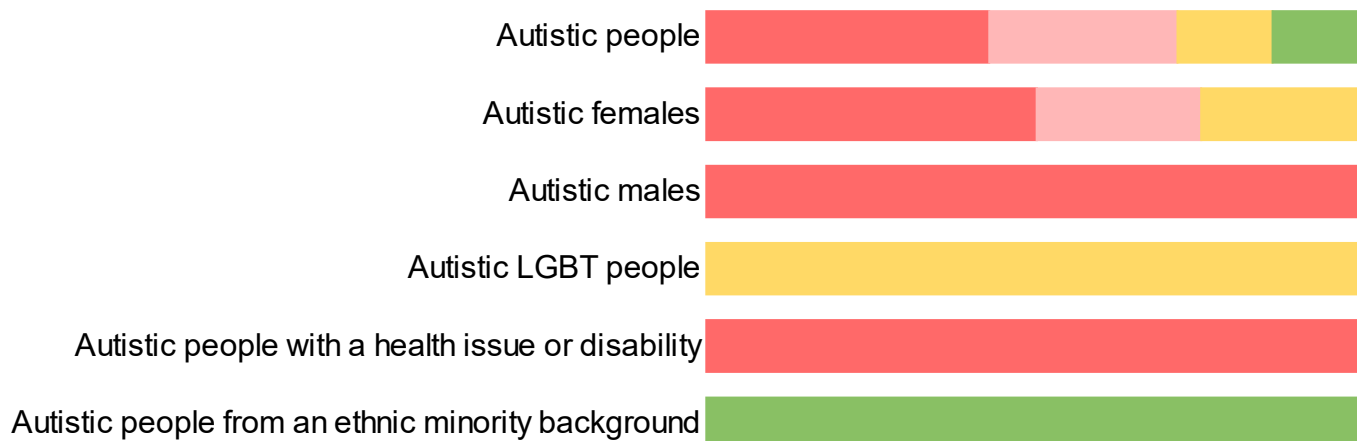
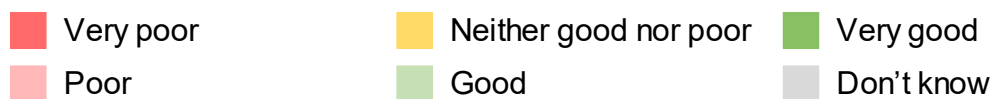
How easy it was to get the support you required 

	Base	All responses						Excluding 'don't know'	
		Very poor	Poor	Neither good nor poor	Good	Very good	Don't know	Poor overall	Good overall
How easy it was to get the support you required	7	57%	29%	14%	-	-	-	86%	0%
How easy it was to get in touch with those who could provide support	7	43%	29%	14%	-	14%	-	71%	14%
How well the professionals who helped you understood your needs	7	43%	29%	-	14%	14%	-	71%	29%
How well the needs of the person were addressed overall	7	57%	14%	-	14%	14%	-	71%	29%
The quality of the support that you arranged	7	43%	14%	14%	14%	-	14%	67%	17%
The knowledge of the professionals who helped you	7	29%	14%	14%	29%	14%	-	43%	43%

Views on these tasks are explored in more detail on the following pages.

2022 Hampshire Autism Strategy Survey Summary Report

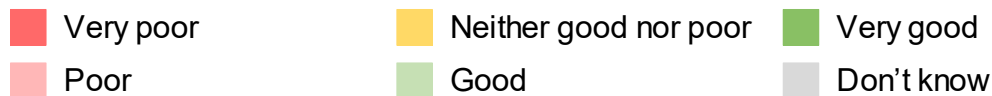
How easy it was to get in touch with those who could provide support?



	Base	All responses						Excluding 'Don't know'	
		Very poor	Poor	Neither good nor poor	Good	Very good	Don't know	Poor overall	Good overall
Autistic people	7	43%	29%	14%	-	14%	-	71%	14%
Autistic females	4	50%	25%	25%	-	-	-	75%	0%
Autistic males	1	100%	-	-	-	-	-	100%	0%
Autistic LGBT people	1	-	-	100%	-	-	-	0%	0%
Autistic people with a health issue or disability	3	100%	-	-	-	-	-	100%	0%
Autistic people from an ethnic minority background	1	-	-	-	-	100%	-	0%	100%

2022 Hampshire Autism Strategy Survey Summary Report

The knowledge of the professionals who helped you?



Autistic people

Autistic females

Autistic males

Autistic LGBT people

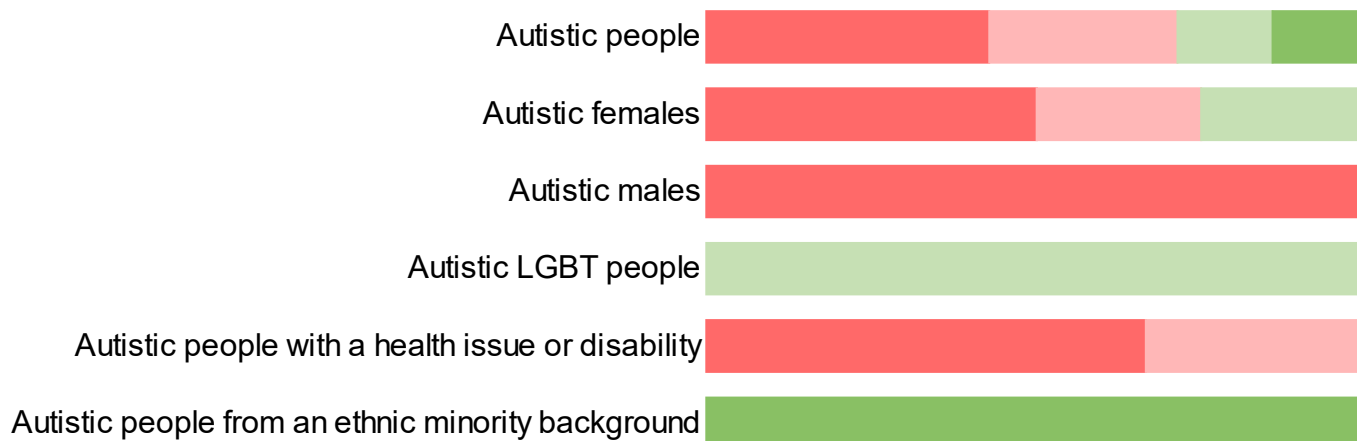
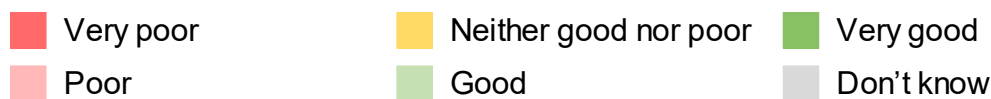
Autistic people with a health issue or disability

Autistic people from an ethnic minority background

	Base	All responses						Excluding 'Don't know'	
		Very poor	Poor	Neither good nor poor	Good	Very good	Don't know	Poor overall	Good overall
Autistic people	7	29%	14%	14%	29%	14%	-	43%	43%
Autistic females	4	25%	-	25%	50%	-	-	25%	50%
Autistic males	1	100%	-	-	-	-	-	100%	0%
Autistic LGBT people	1	-	-	-	100%	-	-	0%	100%
Autistic people with a health issue or disability	3	67%	-	-	33%	-	-	67%	33%
Autistic people from an ethnic minority background	1	-	-	-	-	100%	-	0%	100%

2022 Hampshire Autism Strategy Survey Summary Report

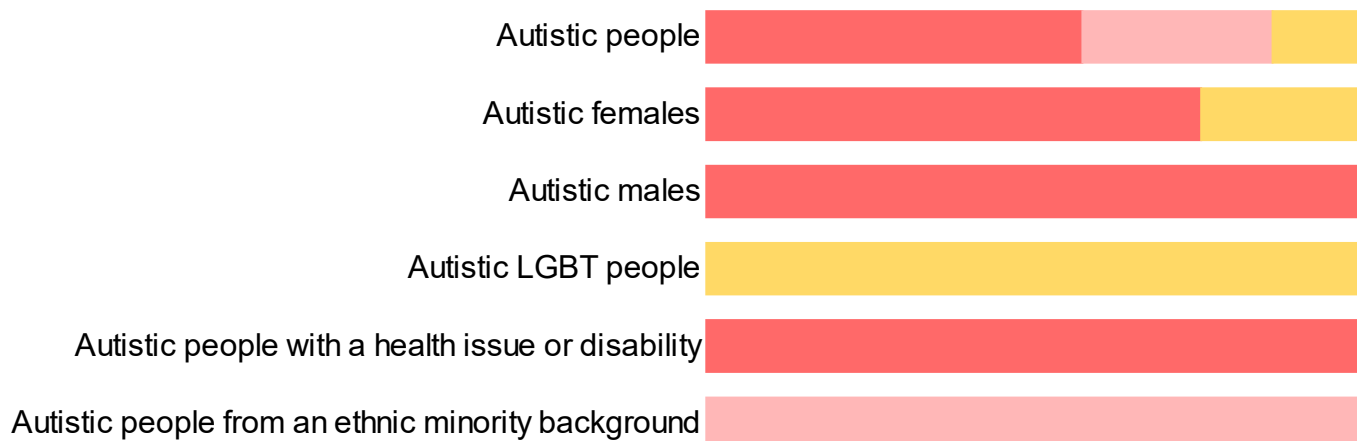
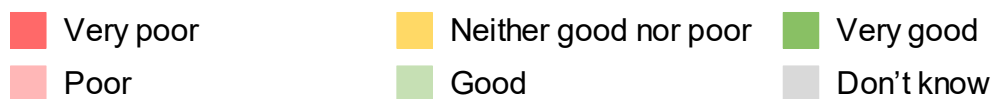
How well the professionals who helped you understood your needs?



	Base	All responses						Excluding 'Don't know'	
		Very poor	Poor	Neither good nor poor	Good	Very good	Don't know	Poor overall	Good overall
Autistic people	7	43%	29%	-	14%	14%	-	71%	29%
Autistic females	4	50%	25%	-	25%	-	-	75%	25%
Autistic males	1	100%	-	-	-	-	-	100%	0%
Autistic LGBT people	1	-	-	-	100%	-	-	0%	100%
Autistic people with a health issue or disability	3	67%	33%	-	-	-	-	100%	0%
Autistic people from an ethnic minority background	1	-	-	-	-	100%	-	0%	100%

2022 Hampshire Autism Strategy Survey Summary Report

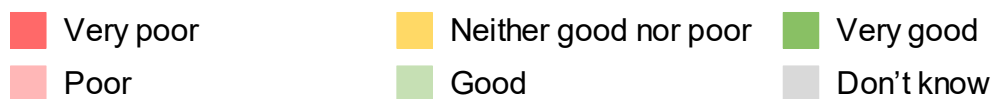
How easy it was to get the support you required?



	Base	All responses						Excluding 'Don't know'	
		Very poor	Poor	Neither good nor poor	Good	Very good	Don't know	Poor overall	Good overall
Autistic people	7	57%	29%	14%	-	-	-	86%	0%
Autistic females	4	75%	-	25%	-	-	-	75%	0%
Autistic males	1	100%	-	-	-	-	-	100%	0%
Autistic LGBT people	1	-	-	100%	-	-	-	0%	0%
Autistic people with a health issue or disability	3	100%	-	-	-	-	-	100%	0%
Autistic people from an ethnic minority background	1	-	100%	-	-	-	-	100%	0%

2022 Hampshire Autism Strategy Survey Summary Report

The quality of the support that you arranged?



Autistic people

Autistic females

Autistic males

Autistic LGBT people

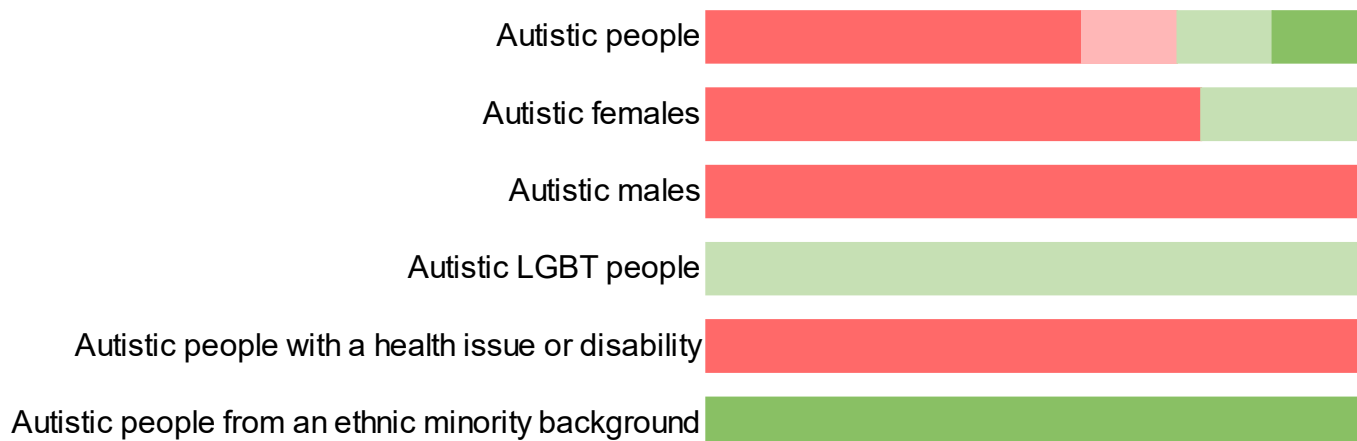
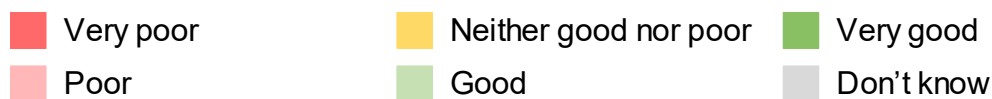
Autistic people with a health issue or disability

Autistic people from an ethnic minority background

	Base	All responses						Excluding 'Don't know'	
		Very poor	Poor	Neither good nor poor	Good	Very good	Don't know	Poor overall	Good overall
Autistic people	7	43%	14%	14%	14%	-	14%	67%	17%
Autistic females	4	50%	-	-	25%	-	25%	67%	33%
Autistic males	1	100%	-	-	-	-	-	100%	0%
Autistic LGBT people	1	-	-	-	100%	-	-	0%	100%
Autistic people with a health issue or disability	3	67%	-	-	-	-	33%	100%	0%
Autistic people from an ethnic minority background	1	-	-	100%	-	-	-	0%	0%

2022 Hampshire Autism Strategy Survey Summary Report

How well the needs of the person were addressed overall?

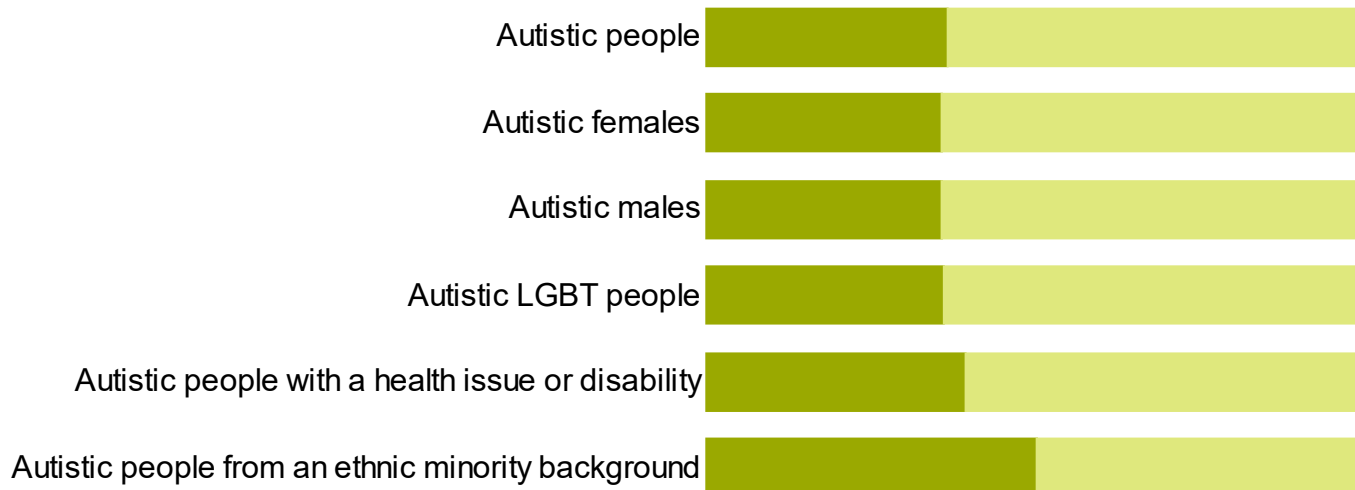


	Base	All responses						Excluding 'Don't know'	
		Very poor	Poor	Neither good nor poor	Good	Very good	Don't know	Poor overall	Good overall
Autistic people	7	57%	14%	-	14%	14%	-	71%	29%
Autistic females	4	75%	-	-	25%	-	-	75%	25%
Autistic males	1	100%	-	-	-	-	-	100%	0%
Autistic LGBT people	1	-	-	-	100%	-	-	0%	100%
Autistic people with a health issue or disability	3	100%	-	-	-	-	-	100%	0%
Autistic people from an ethnic minority background	1	-	-	-	-	100%	-	0%	100%

2022 Hampshire Autism Strategy Survey Summary Report

Have you ever got help for an autistic person in a crisis (including yourself)?

■ Yes ■ No



	Base	Yes	No
Autistic people	93	37%	63%
Autistic females	56	36%	64%
Autistic males	28	36%	64%
Autistic LGBT people	25	36%	64%
Autistic people with a health issue or disability	61	39%	61%
Autistic people from an ethnic minority background	8	50%	50%


2022 Hampshire Autism Strategy Survey Summary Report

Thinking about this crisis support...

Yes

No

Don't know



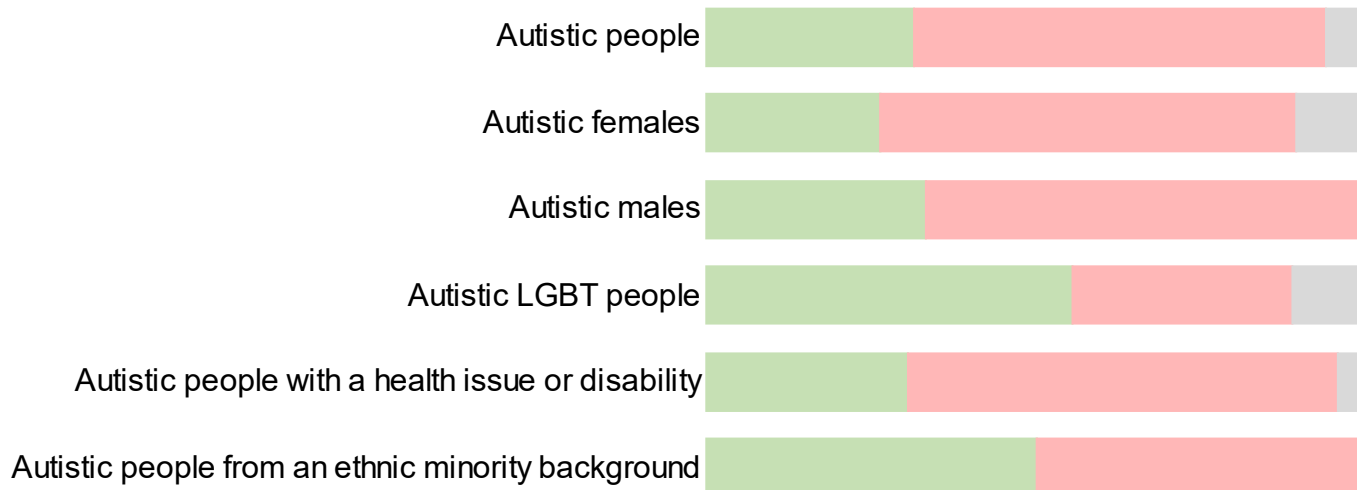
	Base	All responses			Excluding 'don't know'	
		Yes	No	Don't know	Yes	No
could you contact it easily?	32	44%	53%	3%	45%	55%
was it there when you needed it?	32	44%	53%	3%	45%	55%
was it easy to find?	32	31%	63%	6%	33%	67%
was it of a good quality?	32	25%	59%	16%	30%	70%

Views on these tasks are explored in more detail on the following pages.

2022 Hampshire Autism Strategy Survey Summary Report

Thinking about this crisis support, was it easy to find?

Yes No Don't know

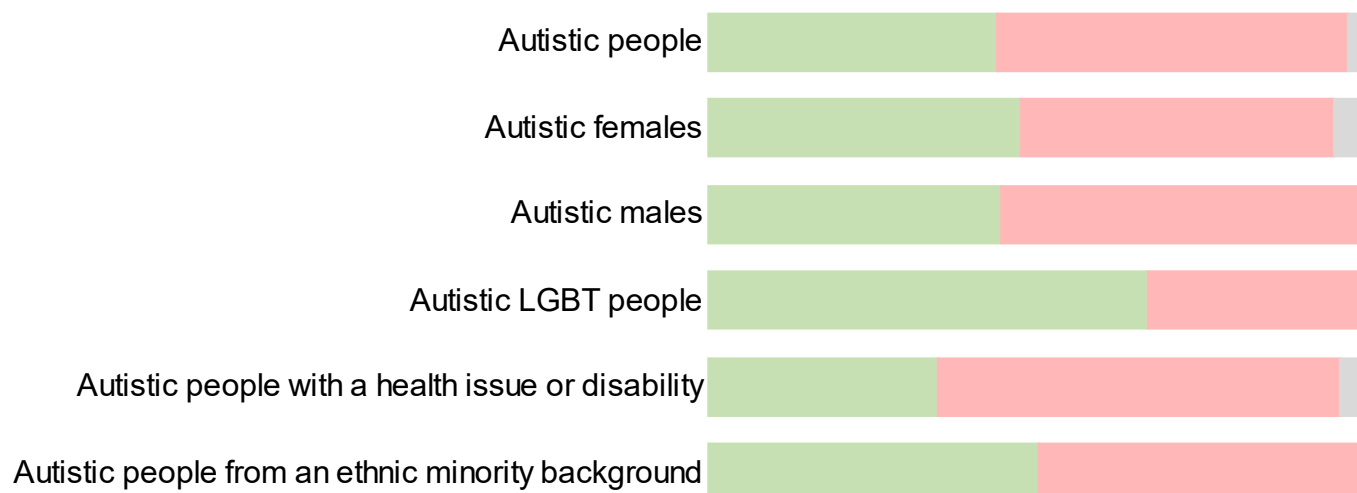


	Base	Yes	No	Don't know
Autistic people	32	31%	63%	6%
Autistic females	19	26%	63%	11%
Autistic males	9	33%	67%	-
Autistic LGBT people	9	56%	33%	11%
Autistic people with a health issue or disability	23	30%	65%	4%
Autistic people from an ethnic minority background	4	50%	50%	-

2022 Hampshire Autism Strategy Survey Summary Report

Thinking about this crisis support, could you contact it easily?

■ Yes
 ■ No
 ■ Don't know

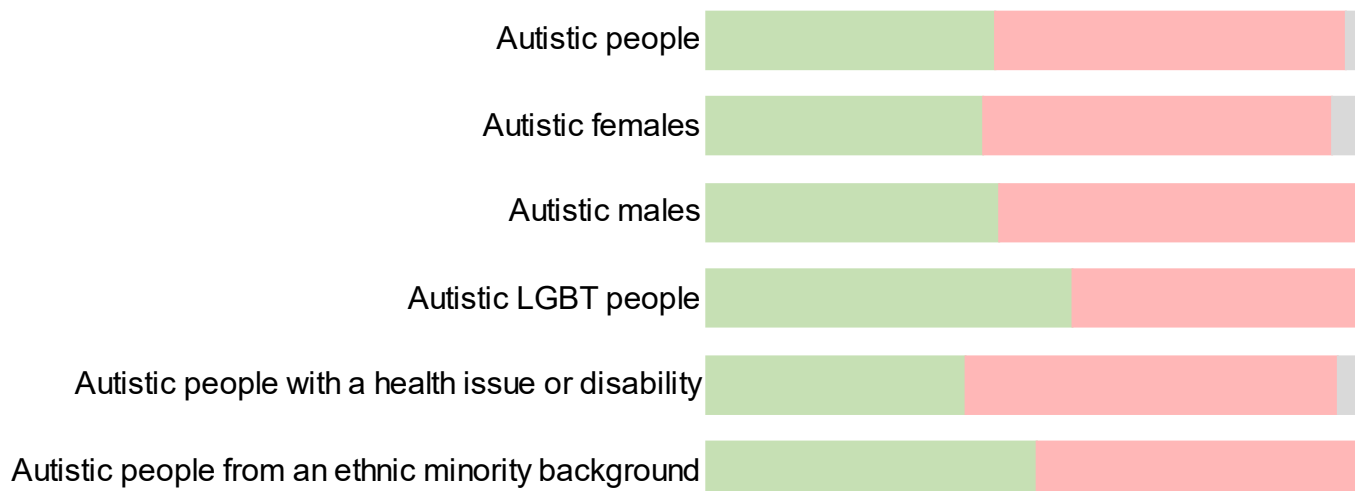


	Base	Yes	No	Don't know
Autistic people	32	44%	53%	3%
Autistic females	19	47%	47%	5%
Autistic males	9	44%	56%	-
Autistic LGBT people	9	67%	33%	-
Autistic people with a health issue or disability	23	35%	61%	4%
Autistic people from an ethnic minority background	4	50%	50%	-

2022 Hampshire Autism Strategy Survey Summary Report

Thinking about this crisis support, was it there when you needed it?

Yes No Don't know

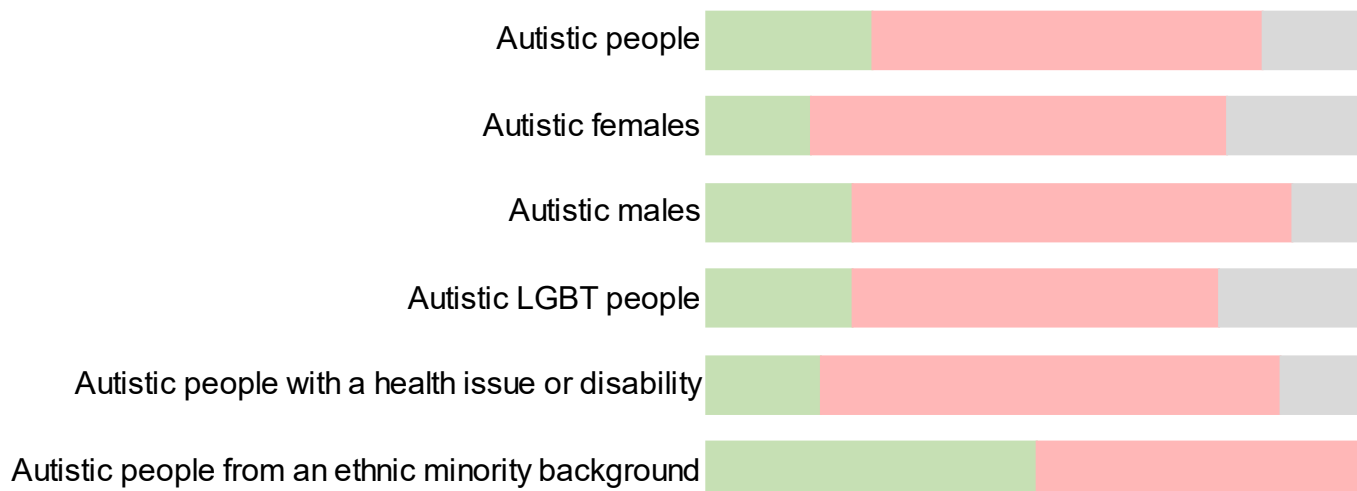


	Base	Yes	No	Don't know
Autistic people	32	44%	53%	3%
Autistic females	19	42%	53%	5%
Autistic males	9	44%	56%	-
Autistic LGBT people	9	56%	44%	-
Autistic people with a health issue or disability	23	39%	57%	4%
Autistic people from an ethnic minority background	4	50%	50%	-

2022 Hampshire Autism Strategy Survey Summary Report

Thinking about this crisis support, was it of a good quality?

■ Yes
 ■ No
 ■ Don't know

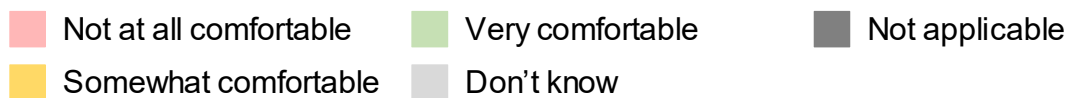


	Base	Yes	No	Don't know
Autistic people	32	25%	59%	16%
Autistic females	19	16%	63%	21%
Autistic males	9	22%	67%	11%
Autistic LGBT people	9	22%	56%	22%
Autistic people with a health issue or disability	23	17%	70%	13%
Autistic people from an ethnic minority background	4	50%	50%	-

2022 Hampshire Autism Strategy Survey Summary Report

Section 7: Criminal Justice


If you are autistic, how confident would you be in disclosing your autism to a police officer?





	Base	Not at all comfortable	Somewhat comfortable	Very comfortable	Don't know	Not applicable
Autistic people	94	37%	29%	22%	11%	1%
Autistic people with a health issue or disability	61	39%	31%	21%	8%	-
Autistic LGBT people	25	36%	40%	24%	-	-
Autistic people from an ethnic minority background	8	13%	-	25%	63%	-

2022 Hampshire Autism Strategy Survey Summary Report


Have you, or an autistic person who you live with, support, or care for, ever engaged with Criminal Justice Services... (Base: 92)

as a witness or victim of a crime?  16%

as a subject in a crime?  13%

as someone serving a custodial sentence for a crime?  2%

None of these  66%

Prefer not to say  7%

	Autistic people	Autistic females	Autistic males	Autistic LGBT people	Autistic people with a health issue or disability	Autistic people from an ethnic minority background
Base	92	55	27	25	60	7
as a witness or victim of a crime?	16%	15%	22%	20%	17%	14%
as a subject in a crime?	13%	11%	22%	4%	15%	-
as someone serving a custodial sentence for a crime?	2%	2%	4%	4%	3%	-
None of these	66%	67%	63%	68%	65%	57%
Prefer not to say	7%	7%	-	4%	7%	29%

2022 Hampshire Autism Strategy Survey Summary Report


How well do you feel that any autism-related needs were met...



as a witness or victim of a crime?



as a subject in a crime?



as someone serving a custodial sentence for a crime?

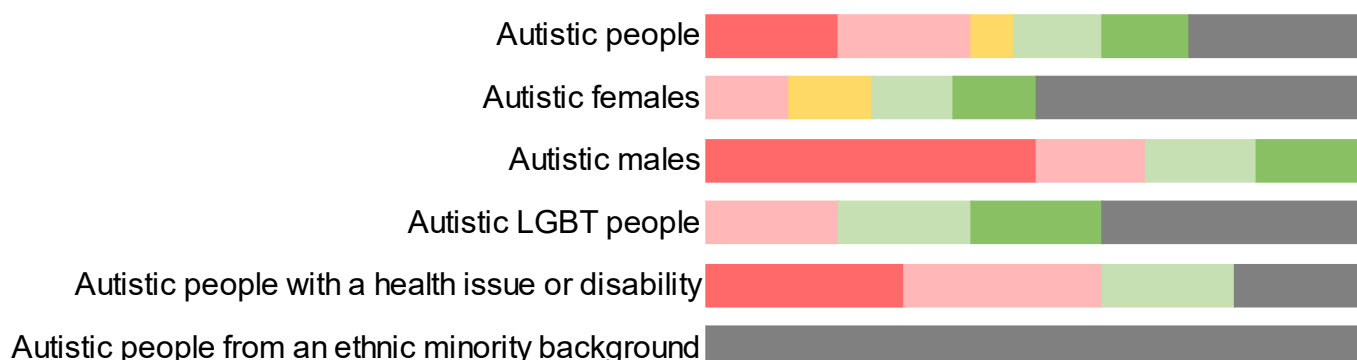


	Base	All responses							Excluding 'don't know'	
		Very poorly	Poorly	Neither well nor poorly	Well	Very well	Don't know	N/A	Poor overall	Well overall
as someone serving a custodial sentence for a crime?	2	50%	50%	-	-	-	-	-	100%	0%
as a subject in a crime?	11	36%	9%	-	18%	-	9%	27%	71%	29%
as a witness or victim of a crime?	15	20%	20%	7%	13%	13%	-	27%	67%	33%

Views on these tasks are explored in more detail on the following pages.

2022 Hampshire Autism Strategy Survey Summary Report

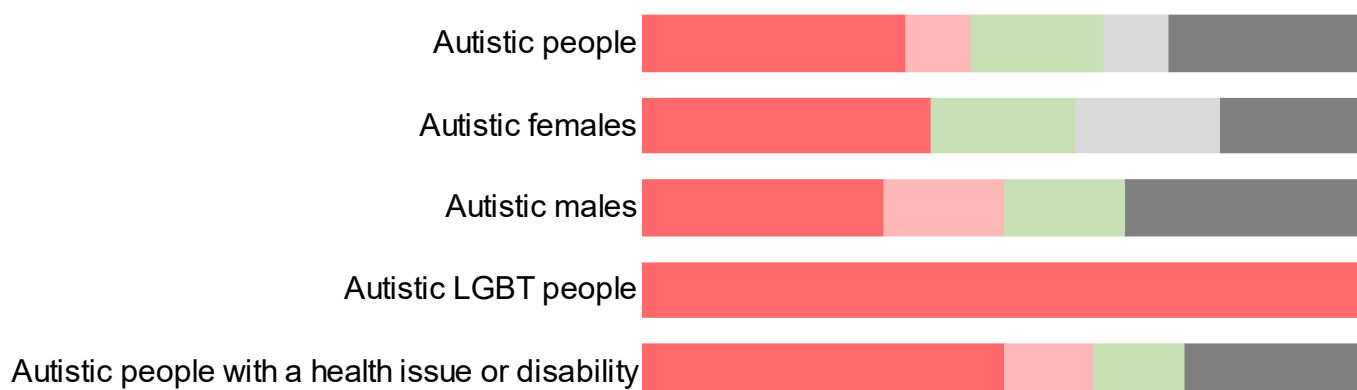
How well do you feel that any autism-related needs were met as a witness or victim of a crime?



	Base	All responses							Excluding 'Don't know'	
		Very poorly	Poorly	Neither well nor poorly	Well	Very well	Don't know	N/A	Poor overall	Good overall
Autistic people	15	20%	20%	7%	13%	13%	-	27%	55%	36%
Autistic females	8	-	13%	13%	13%	13%	-	50%	25%	50%
Autistic males	6	50%	17%	-	17%	17%	-	-	67%	33%
Autistic LGBT people	5	-	20%	-	20%	20%	-	40%	33%	67%
Autistic people with a health issue or disability	10	30%	30%	-	20%	-	-	20%	75%	25%
Autistic people from an ethnic minority background	1	-	-	-	-	-	-	100%	-	-

2022 Hampshire Autism Strategy Survey Summary Report

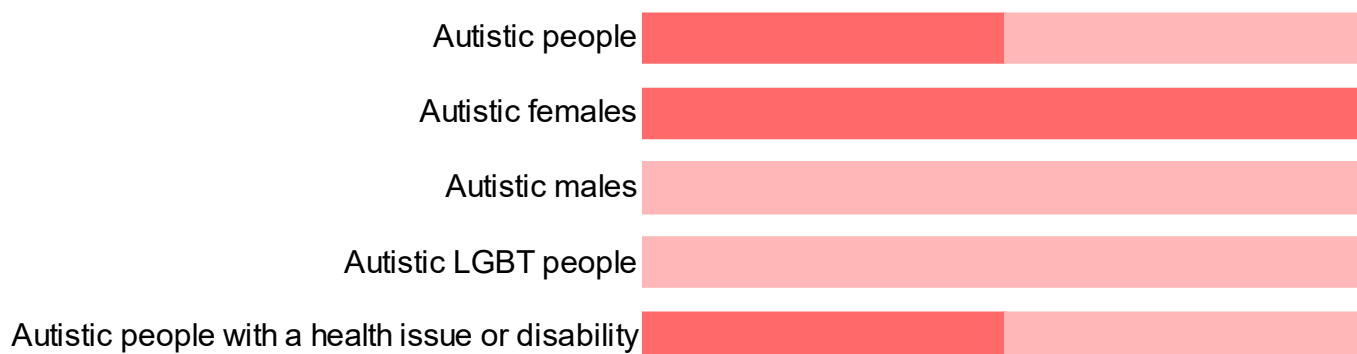
How well do you feel that any autism-related needs were met as a subject in a crime?



	Base	All responses							Excluding 'Don't know'	
		Very poorly	Poorly	Neither well nor poorly	Well	Very well	Don't know	N/A	Poor overall	Good overall
Autistic people	11	36%	9%	-	18%	-	9%	27%	71%	29%
Autistic females	5	40%	-	-	20%	-	20%	20%	67%	33%
Autistic males	6	33%	17%	-	17%	-	-	33%	75%	25%
Autistic LGBT people	1	100%	-	-	-	-	-	-	100%	0%
Autistic people with a health issue or disability	8	50%	13%	-	13%	-	-	25%	83%	17%

2022 Hampshire Autism Strategy Survey Summary Report

How well do you feel that any autism-related needs were met as someone serving a custodial sentence for a crime?

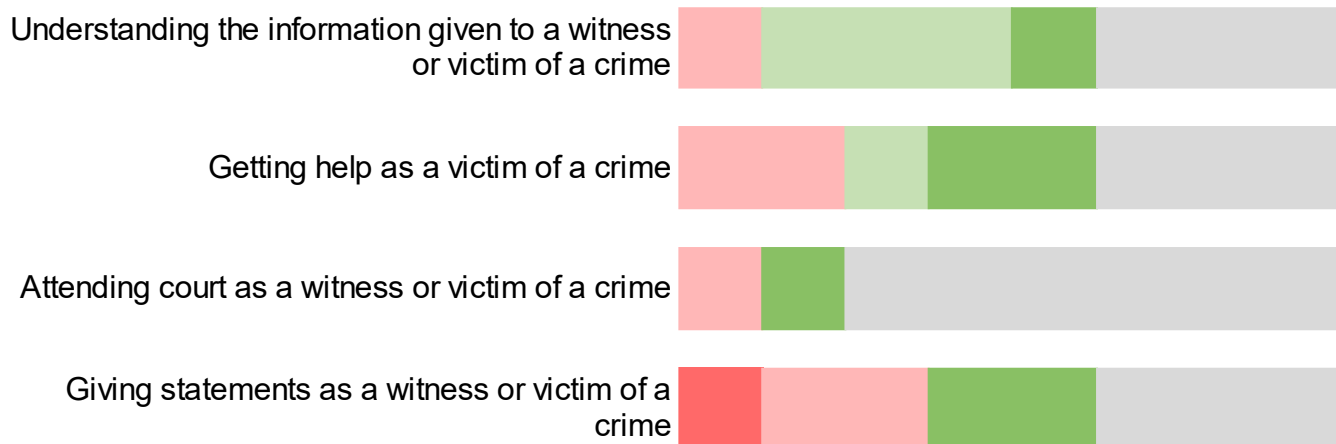


	Base	All responses							Excluding 'Don't know'	
		Very poorly	Poorly	Neither well nor poorly	Well	Very well	Don't know	N/A	Poor overall	Good overall
Autistic people	2	50%	50%	-	-	-	-	-	100%	0%
Autistic females	1	100%	-	-	-	-	-	-	100%	0%
Autistic males	1	-	100%	-	-	-	-	-	100%	0%
Autistic LGBT people	1	-	100%	-	-	-	-	-	100%	0%
Autistic people with a health issue or disability	2	50%	50%	-	-	-	-	-	100%	0%

2022 Hampshire Autism Strategy Survey Summary Report

How easy or difficult is...(responses of autistic people, ranked by most difficult when ignoring 'Don't know' responses)

Very difficult Quite difficult Quite easy Very easy Don't know



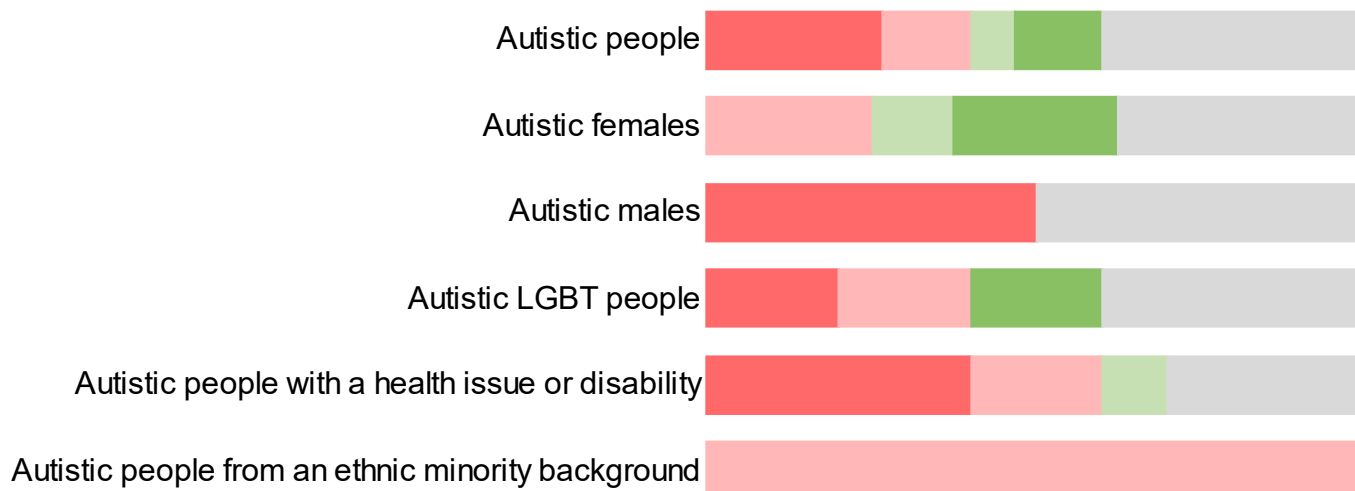
	Base	All responses					Excluding 'don't know'	
		Very difficult	Quite difficult	Quite easy	Very easy	Don't know	Difficult overall	Easy overall
Giving statements as a witness or victim of a crime	8	13%	25%	-	25%	38%	60%	40%
Attending court as a witness or victim of a crime	8	-	13%	-	13%	75%	50%	50%
Getting help as a victim of a crime	8	-	25%	13%	25%	38%	40%	60%
Understanding the information given to a witness or victim of a crime	8	-	13%	38%	13%	38%	20%	80%

Views on these tasks are explored in more detail on the following pages.

2022 Hampshire Autism Strategy Survey Summary Report

Getting help as a victim of a crime

Very difficult Quite difficult Quite easy Very easy Don't know

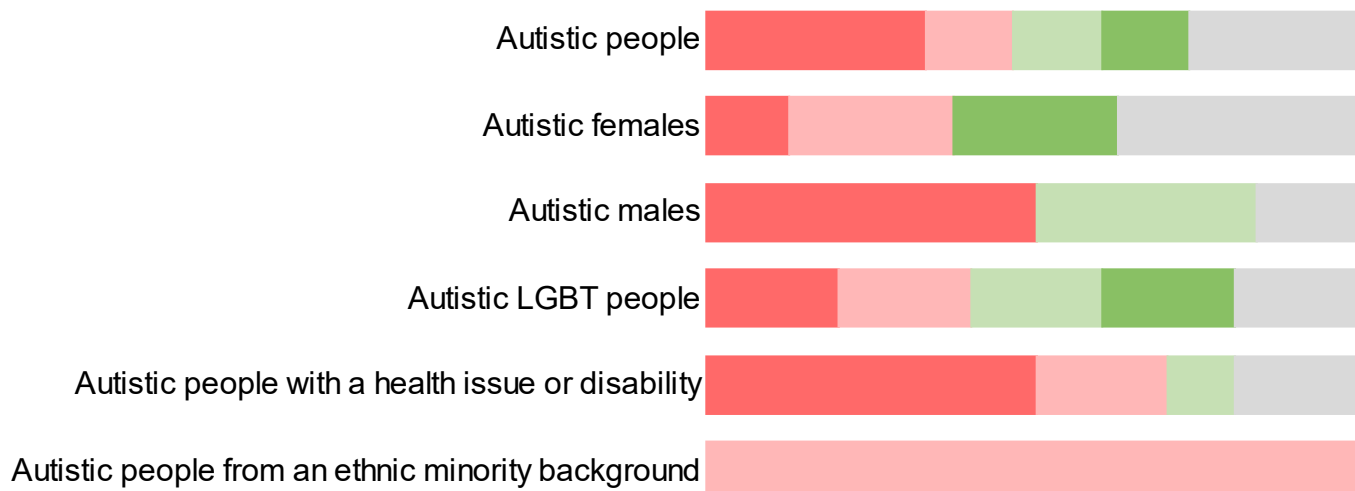


	Base	All responses					Excluding 'Don't know'	
		Very difficult	Quite difficult	Quite easy	Very easy	Don't know	Difficult overall	Easy overall
Autistic people	15	27%	13%	7%	13%	40%	67%	33%
Autistic females	8	-	25%	13%	25%	38%	40%	60%
Autistic males	6	50%	-	-	-	50%	100%	0%
Autistic LGBT people	5	20%	20%	-	20%	40%	67%	33%
Autistic people with a health issue or disability	10	40%	20%	10%	-	30%	86%	14%
Autistic people from an ethnic minority background	1	-	100%	-	-	-	100%	0%

2022 Hampshire Autism Strategy Survey Summary Report

Giving statements as a witness or victim of a crime

■ Very difficult
 ■ Quite difficult
 ■ Quite easy
 ■ Very easy
 ■ Don't know



	Base	All responses					Excluding 'Don't know'	
		Very difficult	Quite difficult	Quite easy	Very easy	Don't know	Difficult overall	Easy overall
Autistic people	15	33%	13%	13%	13%	27%	64%	36%
Autistic females	8	13%	25%	-	25%	38%	60%	40%
Autistic males	6	50%	-	33%	-	17%	60%	40%
Autistic LGBT people	5	20%	20%	20%	20%	20%	50%	50%
Autistic people with a health issue or disability	10	50%	20%	10%	-	20%	88%	13%
Autistic people from an ethnic minority background	1	-	100%	-	-	-	100%	0%

2022 Hampshire Autism Strategy Survey Summary Report

Attending court as a witness or victim of a crime

■ Very difficult
 ■ Quite difficult
 ■ Quite easy
 ■ Very easy
 ■ Don't know

Autistic people

Autistic females

Autistic males

Autistic LGBT people

Autistic people with a health issue or disability

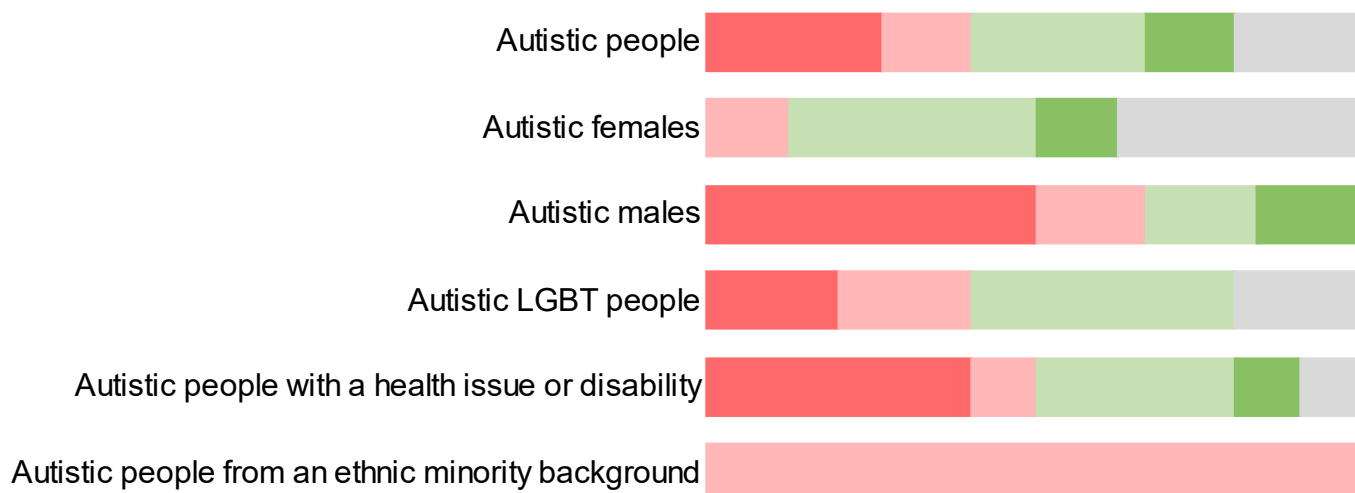
Autistic people from an ethnic minority background

	Base	All responses					Excluding 'Don't know'	
		Very difficult	Quite difficult	Quite easy	Very easy	Don't know	Difficult overall	Easy overall
Autistic people	15	20%	13%	-	7%	60%	83%	17%
Autistic females	8	-	13%	-	13%	75%	50%	50%
Autistic males	6	50%	17%	-	-	33%	100%	0%
Autistic LGBT people	5	-	-	-	-	100%	-	-
Autistic people with a health issue or disability	10	30%	10%	-	-	60%	100%	0%
Autistic people from an ethnic minority background	1	-	-	-	-	100%	-	-

2022 Hampshire Autism Strategy Survey Summary Report

Understanding the information given to a witness or victim of a crime

■ Very difficult
 ■ Quite difficult
 ■ Quite easy
 ■ Very easy
 ■ Don't know



	Base	All responses					Excluding 'Don't know'	
		Very difficult	Quite difficult	Quite easy	Very easy	Don't know	Difficult overall	Easy overall
Autistic people	15	27%	13%	27%	13%	20%	50%	50%
Autistic females	8	-	13%	38%	13%	38%	20%	80%
Autistic males	6	50%	17%	17%	17%	-	67%	33%
Autistic LGBT people	5	20%	20%	40%	-	20%	50%	50%
Autistic people with a health issue or disability	10	40%	10%	30%	10%	10%	56%	44%
Autistic people from an ethnic minority background	1	-	100%	-	-	-	100%	0%

2022 Hampshire Autism Strategy Survey Summary Report

If you feel any of these tasks are difficult, are any of these made more difficult by autism, rather than another reason? (Base: 7)

Understanding the information given to a witness or victim of a crime 86%

Giving statements as a witness or victim of a crime 71%

Getting help as a victim of a crime 57%

Attending court as a witness or victim of a crime 57%

Don't know

None of these

	Autistic people	Autistic females	Autistic males	Autistic LGBT people	Autistic people with a health issue or disability	Autistic people from an ethnic minority background
Base	7	2	4	2	6	1
Understanding the information given to a witness or victim of a crime	86%	50%	100%	100%	83%	100%
Giving statements as a witness or victim of a crime	71%	50%	75%	50%	83%	-
Getting help as a victim of a crime	57%	-	75%	50%	67%	-
Attending court as a witness or victim of a crime	57%	50%	75%	-	67%	-
Don't know	-	-	-	-	-	-
None of these	-	-	-	-	-	-

2022 Hampshire Autism Strategy Survey Summary Report

How easy or difficult is...(responses of autistic people, ranked by most difficult when ignoring 'Don't know' responses)

Very difficult Quite difficult Quite easy Very easy Don't know

Serving a probational order as the perpetrator of a crime

Understanding the information given to the subject in an investigation

Dealing with police officers when being stopped by them on the street

Being questioned by police as a subject in an investigation

Attending court as a subject in a trial

Serving a custodial sentence as the perpetrator of a crime

Returning to the community after serving a custodial sentence

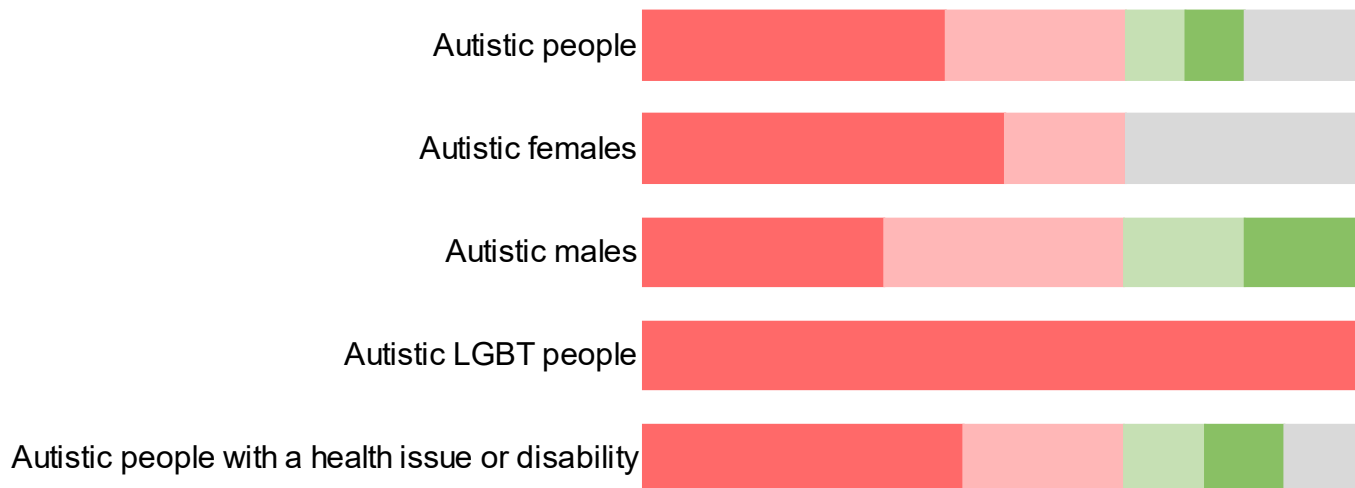
	Base	All responses					Excluding 'don't know'	
		Very difficult	Quite difficult	Quite easy	Very easy	Don't know	Difficult overall	Easy overall
Dealing with police officers when being stopped by them on the street	6	50%	17%	-	-	33%	100%	0%
Being questioned by police as a subject in an investigation	6	50%	33%	-	-	17%	100%	0%
Attending court as a subject in a trial	6	33%	17%	-	-	50%	100%	0%
Serving a custodial sentence as the perpetrator of a crime	1	100%	-	-	-	-	100%	0%
Returning to the community after serving a custodial sentence	1	100%	-	-	-	-	100%	0%
Understanding the information given to the subject in an investigation	6	50%	-	17%	17%	17%	60%	40%
Serving a probational order as the perpetrator of a crime	6	17%	-	17%	-	67%	50%	50%

Views on these tasks are explored in more detail on the following pages.

2022 Hampshire Autism Strategy Survey Summary Report

Dealing with police officers when being stopped by them on the street

Very difficult Quite difficult Quite easy Very easy Don't know

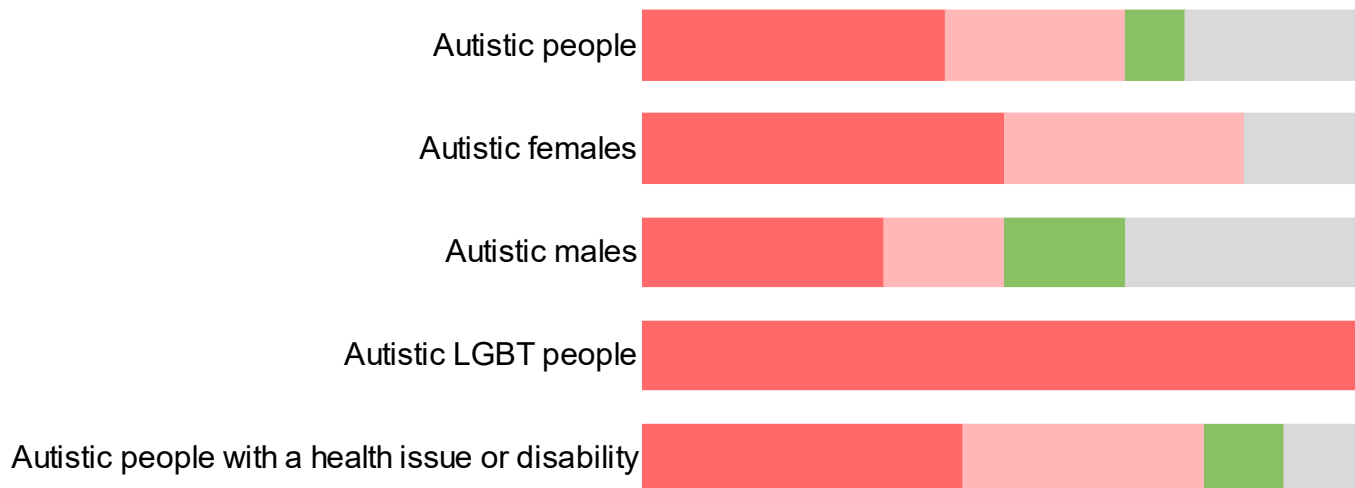


	Base	All responses					Excluding 'Don't know'	
		Very difficult	Quite difficult	Quite easy	Very easy	Don't know	Difficult overall	Easy overall
Autistic people	12	42%	25%	8%	8%	17%	80%	20%
Autistic females	6	50%	17%	-	-	33%	100%	0%
Autistic males	6	33%	33%	17%	17%	-	67%	33%
Autistic LGBT people	1	100%	-	-	-	-	100%	0%
Autistic people with a health issue or disability	9	44%	22%	11%	11%	11%	75%	25%

2022 Hampshire Autism Strategy Survey Summary Report

Being questioned by police as a subject in an investigation

Very difficult Quite difficult Quite easy Very easy Don't know

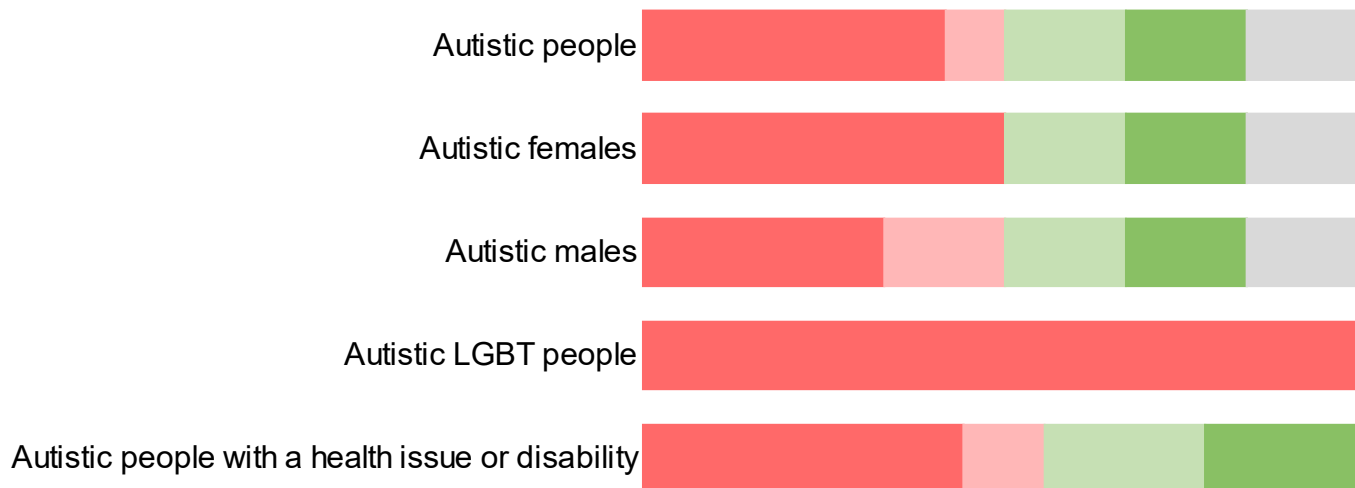


	Base	All responses					Excluding 'Don't know'	
		Very difficult	Quite difficult	Quite easy	Very easy	Don't know	Difficult overall	Easy overall
Autistic people	12	42%	25%	-	8%	25%	89%	11%
Autistic females	6	50%	33%	-	-	17%	100%	0%
Autistic males	6	33%	17%	-	17%	33%	75%	25%
Autistic LGBT people	1	100%	-	-	-	-	100%	0%
Autistic people with a health issue or disability	9	44%	33%	-	11%	11%	88%	13%

2022 Hampshire Autism Strategy Survey Summary Report

Understanding the information given to the subject in an investigation

■ Very difficult
 ■ Quite difficult
 ■ Quite easy
 ■ Very easy
 ■ Don't know

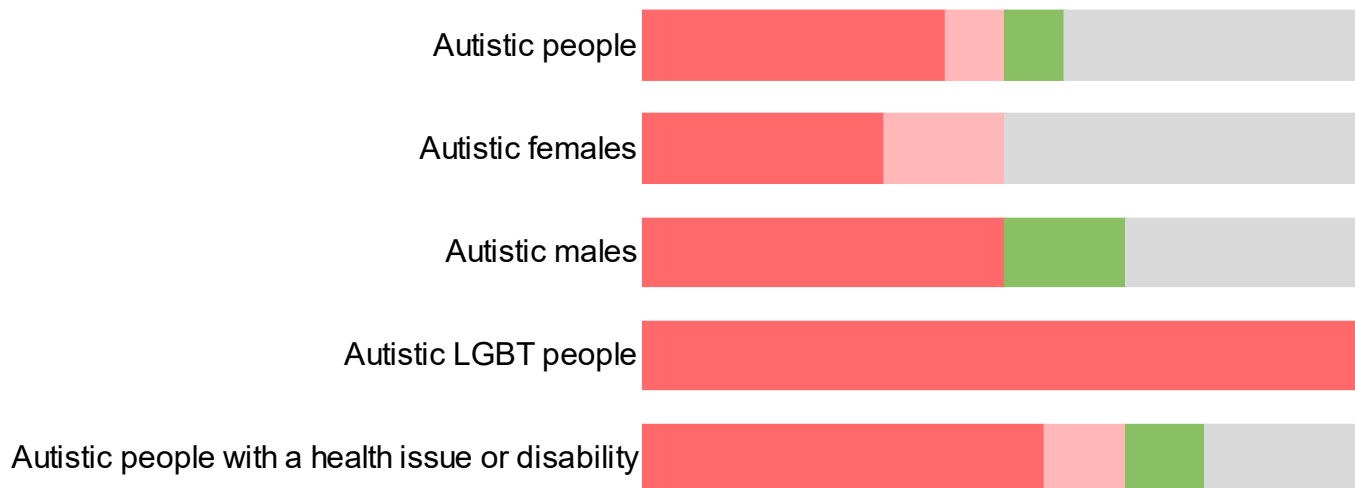


	Base	All responses					Excluding 'Don't know'	
		Very difficult	Quite difficult	Quite easy	Very easy	Don't know	Difficult overall	Easy overall
Autistic people	12	42%	8%	17%	17%	17%	60%	40%
Autistic females	6	50%	-	17%	17%	17%	60%	40%
Autistic males	6	33%	17%	17%	17%	17%	60%	40%
Autistic LGBT people	1	100%	-	-	-	-	100%	0%
Autistic people with a health issue or disability	9	44%	11%	22%	22%	-	56%	44%

2022 Hampshire Autism Strategy Survey Summary Report

Attending court as a subject in a trial

■ Very difficult
 ■ Quite difficult
 ■ Quite easy
 ■ Very easy
 ■ Don't know

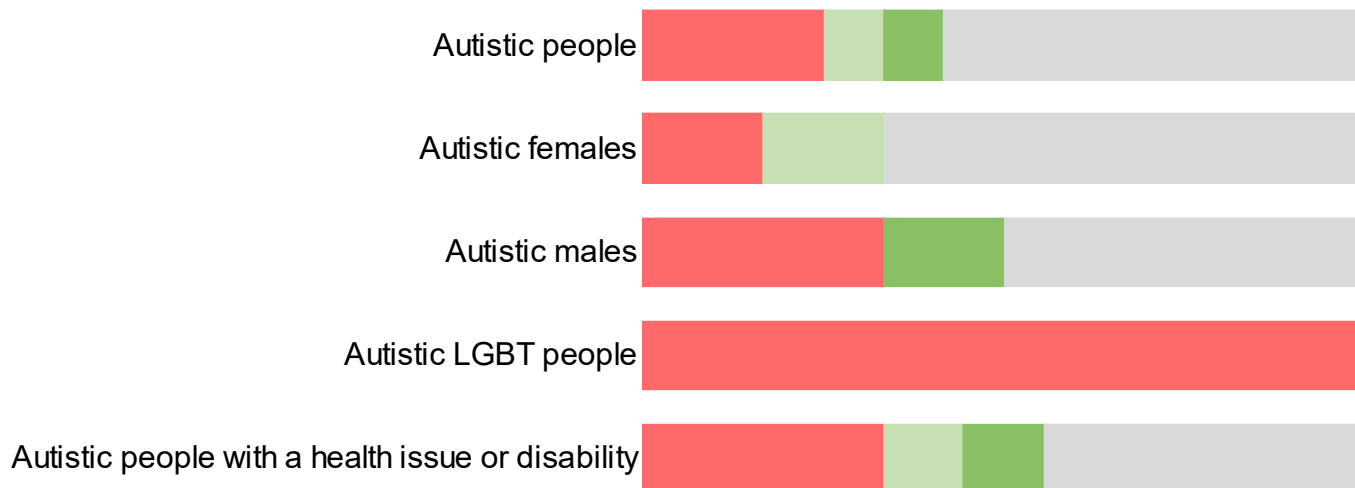


	Base	All responses					Excluding 'Don't know'	
		Very difficult	Quite difficult	Quite easy	Very easy	Don't know	Difficult overall	Easy overall
Autistic people	12	42%	8%	-	8%	42%	86%	14%
Autistic females	6	33%	17%	-	-	50%	100%	0%
Autistic males	6	50%	-	-	17%	33%	75%	25%
Autistic LGBT people	1	100%	-	-	-	-	100%	0%
Autistic people with a health issue or disability	9	56%	11%	-	11%	22%	86%	14%

2022 Hampshire Autism Strategy Survey Summary Report

Serving a probational order as the perpetrator of a crime

Very difficult Quite difficult Quite easy Very easy Don't know



	Base	All responses					Excluding 'Don't know'	
		Very difficult	Quite difficult	Quite easy	Very easy	Don't know	Difficult overall	Easy overall
Autistic people	12	25%	-	8%	8%	58%	60%	40%
Autistic females	6	17%	-	17%	-	67%	50%	50%
Autistic males	6	33%	-	-	17%	50%	67%	33%
Autistic LGBT people	1	100%	-	-	-	-	100%	0%
Autistic people with a health issue or disability	9	33%	-	11%	11%	44%	60%	40%

2022 Hampshire Autism Strategy Survey Summary Report

Serving a custodial sentence as the perpetrator of a crime

■ Very difficult
 ■ Quite difficult
 ■ Quite easy
 ■ Very easy
 ■ Don't know

Autistic people



Autistic females



Autistic males



Autistic LGBT people



Autistic people with a health issue or disability

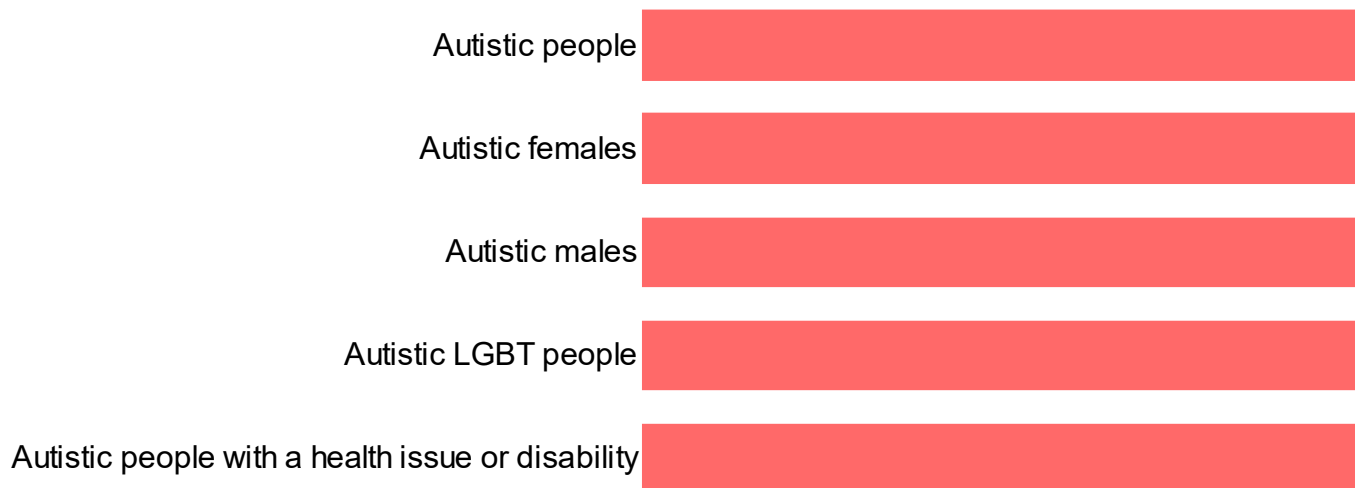


	Base	All responses					Excluding 'Don't know'	
		Very difficult	Quite difficult	Quite easy	Very easy	Don't know	Difficult overall	Easy overall
Autistic people	2	100%	-	-	-	-	100%	0%
Autistic females	1	100%	-	-	-	-	100%	0%
Autistic males	1	100%	-	-	-	-	100%	0%
Autistic LGBT people	1	100%	-	-	-	-	100%	0%
Autistic people with a health issue or disability	2	100%	-	-	-	-	100%	0%

2022 Hampshire Autism Strategy Survey Summary Report

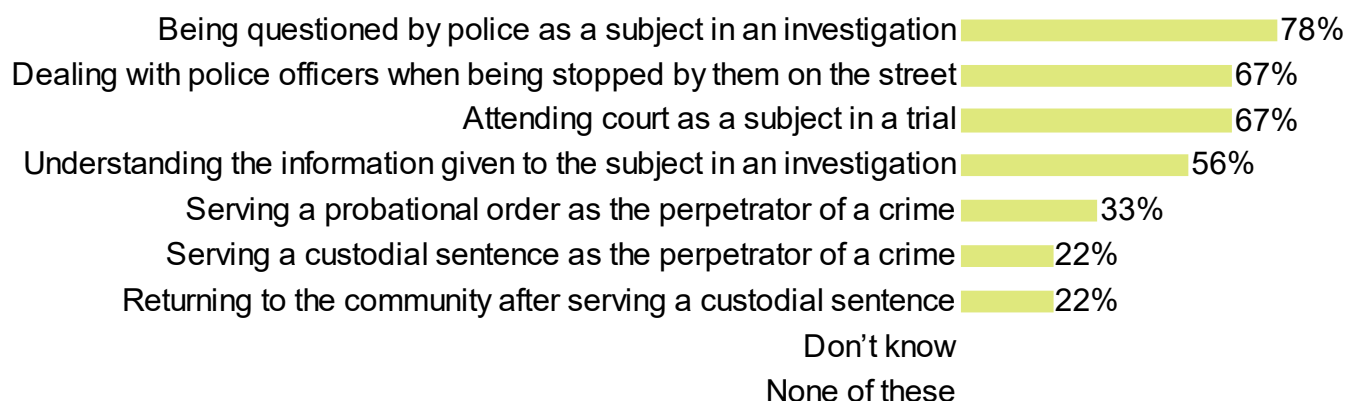
Returning to the community after serving a custodial sentence

■ Very difficult
 ■ Quite difficult
 ■ Quite easy
 ■ Very easy
 ■ Don't know



	Base	All responses					Excluding 'Don't know'	
		Very difficult	Quite difficult	Quite easy	Very easy	Don't know	Difficult overall	Easy overall
Autistic people	2	100%	-	-	-	-	100%	0%
Autistic females	1	100%	-	-	-	-	100%	0%
Autistic males	1	100%	-	-	-	-	100%	0%
Autistic LGBT people	1	100%	-	-	-	-	100%	0%
Autistic people with a health issue or disability	2	100%	-	-	-	-	100%	0%

If you feel any of these tasks are difficult, are any of these made more difficult by autism, rather than another reason? (Base: 9)



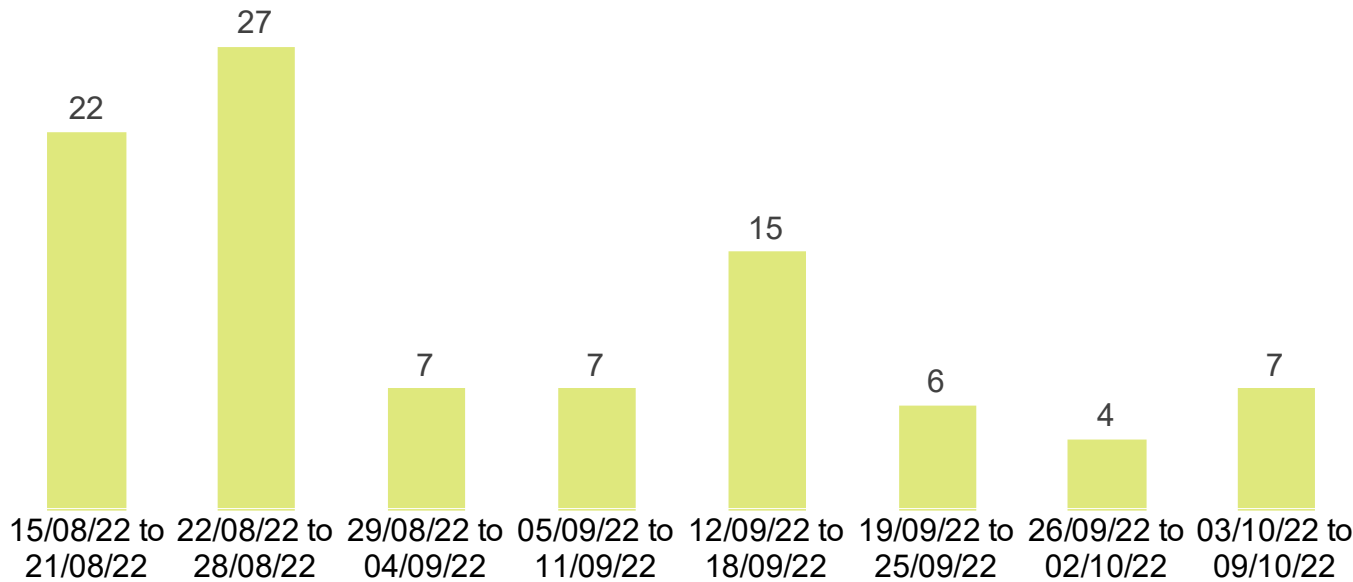
2022 Hampshire Autism Strategy Survey Summary Report

	Autistic people	Autistic females	Autistic males	Autistic LGBT people	Autistic people with a health issue or disability
Base	9	5	4	2	8
Being questioned by police as a subject in an investigation	78%	100%	50%	50%	75%
Dealing with police officers when being stopped by them on the street	67%	80%	50%	50%	63%
Attending court as a subject in a trial	67%	60%	75%	50%	75%
Understanding the information given to the subject in an investigation	56%	60%	50%	50%	50%
Serving a probational order as the perpetrator of a crime	33%	20%	50%	50%	38%
Serving a custodial sentence as the perpetrator of a crime	22%	20%	25%	50%	25%
Returning to the community after serving a custodial sentence	22%	20%	25%	50%	25%
Don't know	-	-	-	-	-
None of these	-	-	-	-	-

2022 Hampshire Autism Strategy Survey Summary Report

Section 8: Who responded?

Number of responses per week (base: 95 responses)

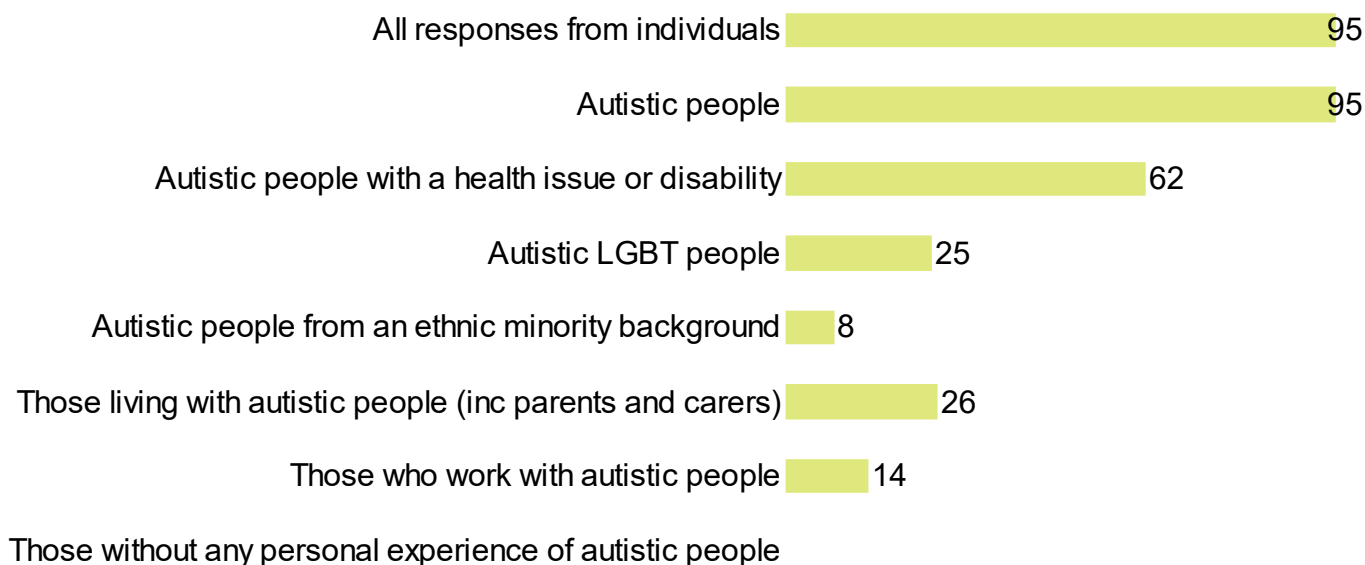


Types of responses (base: 95 responses)

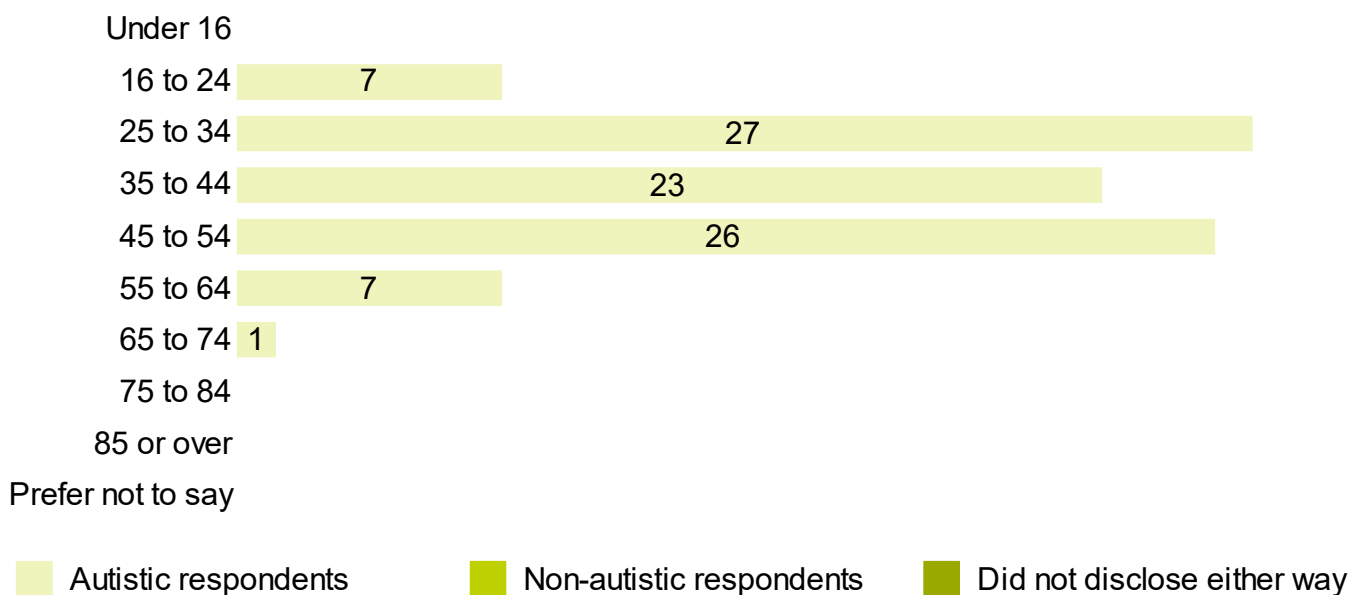


2022 Hampshire Autism Strategy Survey Summary Report

Types of responses (base: 95 responses)



Age of respondents (base: 91)

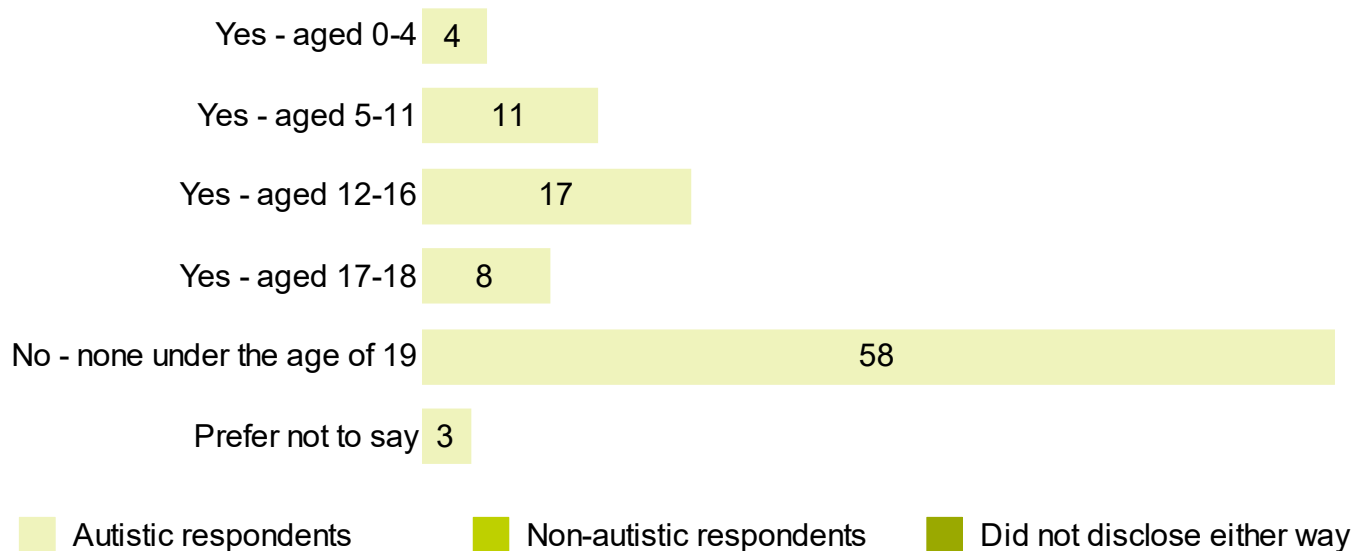


2022 Hampshire Autism Strategy Survey Summary Report

Relationship status (base: 92)

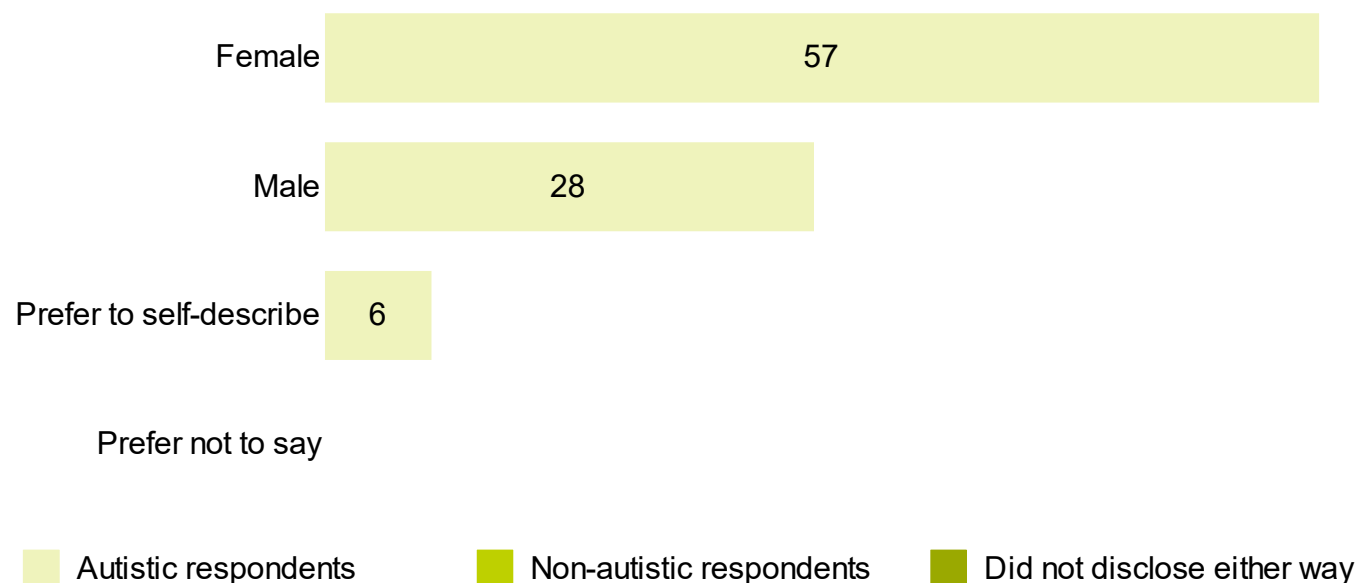


Are there any children or young people under the age of 19 living in your household (including yourself)? (Multi-code, base: 92)

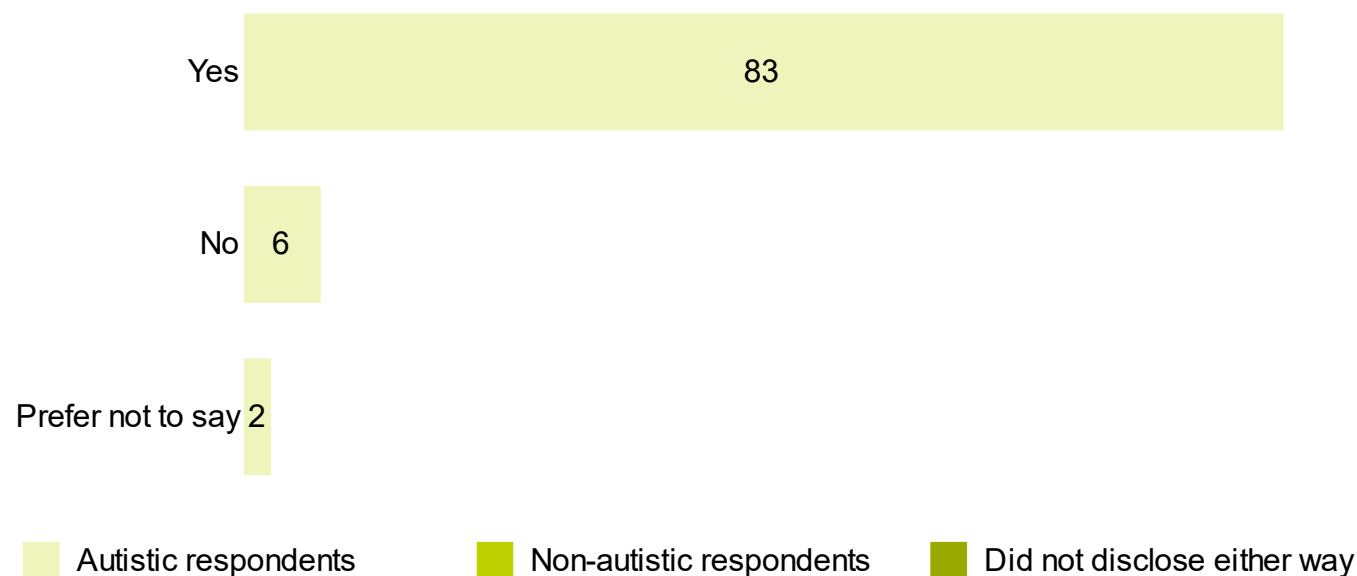


2022 Hampshire Autism Strategy Survey Summary Report

Gender (base: 91)

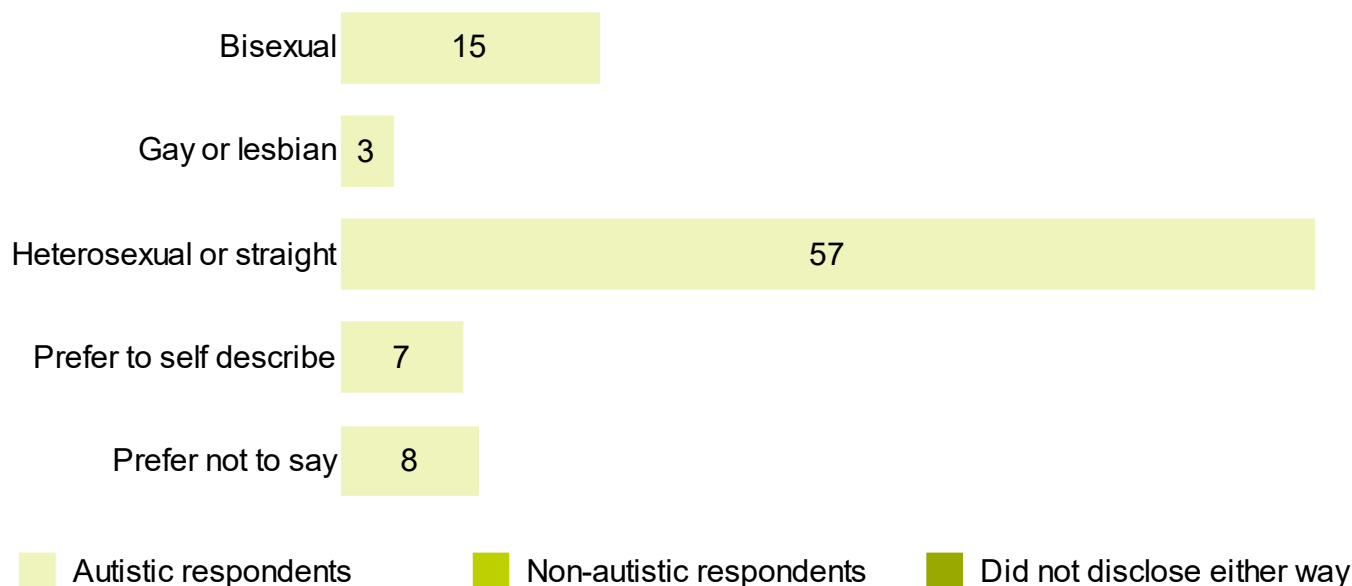


Is the gender you identify with the same as your sex registered at birth? (Base: 91)

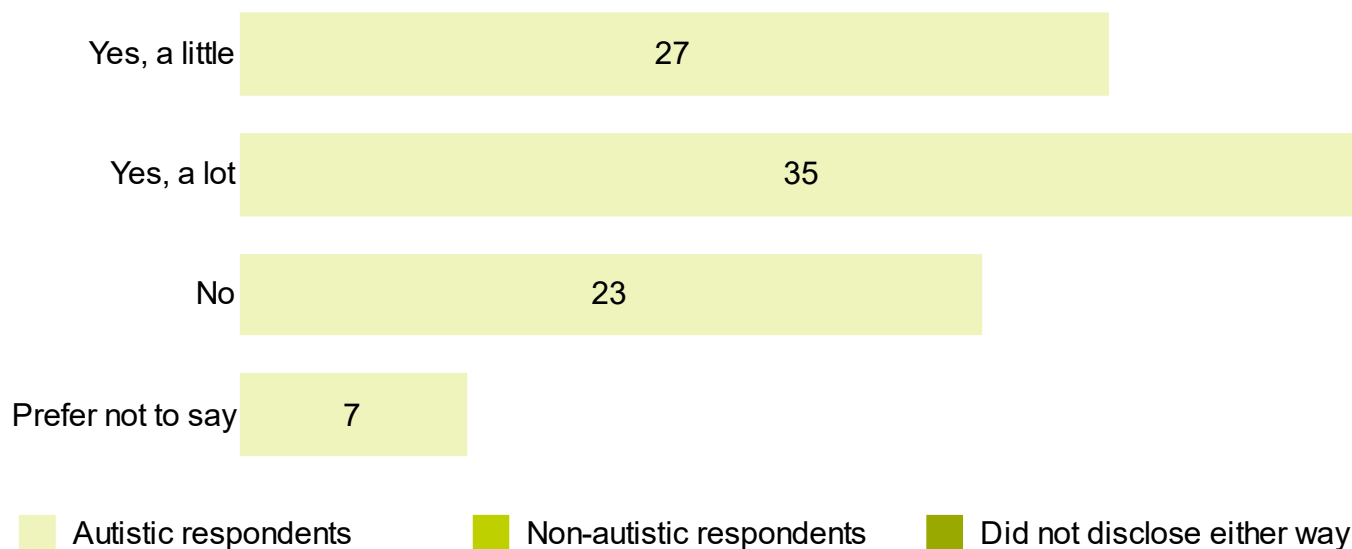


2022 Hampshire Autism Strategy Survey Summary Report

Sexual orientation (base: 90)

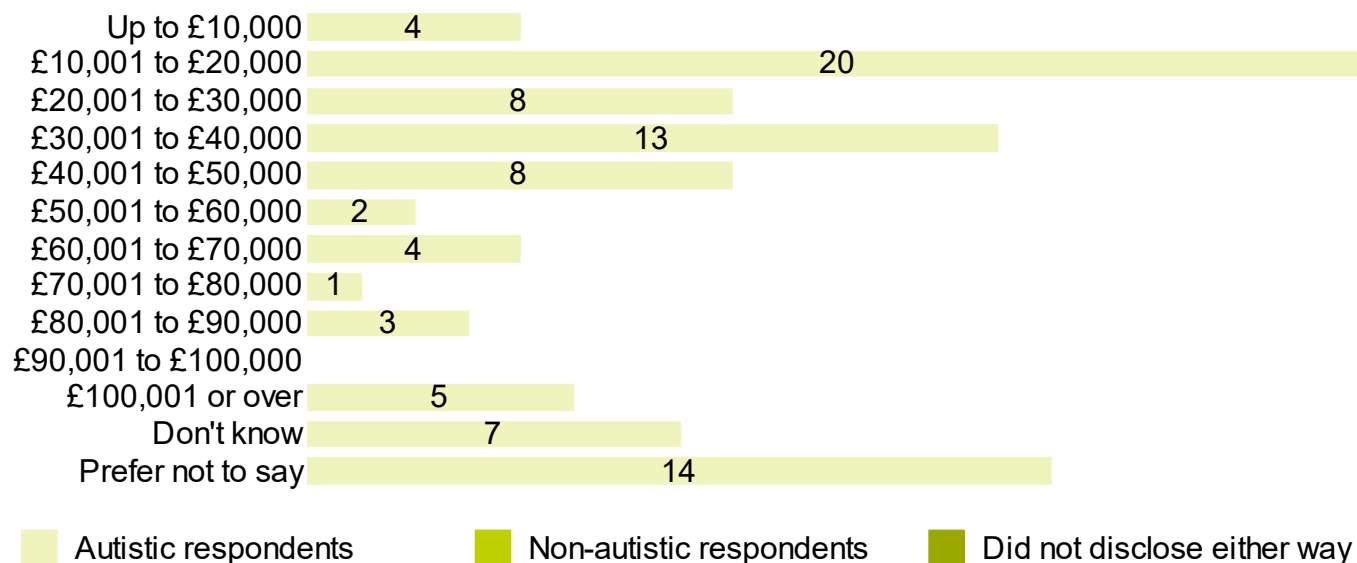


Are your day-to-day activities limited because of a health problem or disability which has lasted, or is expected to last, at least 12 months? (Base: 92)



2022 Hampshire Autism Strategy Survey Summary Report

Total annual household income, from all sources, before tax and other deductions (base: 89)



Ethnic classifications of minorities (base: 76)

