



## DEPARTMENT 10 4-H



Preregistration by July 11

Entering: Saturday, August 16, Noon to 4:00 P.M. only, at the 4-H building

Livestock Exhibits: Saturday, August 17, 2-4 and Sunday 10 A.M. to 4 P.M.

Superintendent – Erin Greenleaf / 4-H, 724 Phillips St., Suite 201, Stroudsburg, PA 18360-2224

Telephone: 570-421-6430 Email: monroeext@psu.edu

1. All 4-H exhibits for the West End Fair are listed in this section.
2. All entries are limited to members of organized 4-H clubs in Monroe County under the supervision of the Penn State Extension.
3. Unless otherwise indicated, all exhibits must come from a 4-H project in which the exhibitor was officially **enrolled with the Extension Office by June 1 of the current year.**
4. Club members must have passed their eighth birthday but not have passed their nineteenth birthday by January 1 of the current year.
5. Exhibitors may not compete against themselves in any class.
6. All entries must have been made by the member since last year's fair.
7. All exhibits must be the work of an individual member unless the category specifies that it is a club entry.
8. There is a **maximum of 20 entries** in this department.
9. It is recommended that all **poster entries be 14"x 22"** (this is the required PA Farm Show size).
10. Displays: 3 Dimensional and free standing (if applicable)
11. **Cloverbuds can only enter exhibits under Section 35 and items are not judged.**
12. When a project book is used for more than one year, list on the book cover what pages have been completed in the current year (for example: some animal care and nutrition projects).
13. **NOTE: All animal entries and classes must be preregistered by July 13 with the West End Fair Association.**
14. **Proper attire required for judging – closed toe shoes, long pants and collared shirts.**
15. All animal entries are subject to the West End Fair Association health guidelines and requirements.
16. **All entries MUST be registered with Extension Office by Friday, July 11th.**

### Section 2 Dairy Cattle

1. All dairy animals must be accompanied with health charts.
2. Members must be present and have charge of their animals at time of judging.
3. Each member will be allowed to show one animal per class.
4. The following classes and premiums shall apply to each of the six major dairy breeds.  
1 - Ayrshire 2 - Brown Swiss 3 - Guernsey 4 - Holstein 5 - Jersey 6 - Milking Shorthorn



Class		PREMIUMS				
01	Junior heifer calf born after January 1, 2025 . . . . .	\$30.00	\$25.00	\$20.00	\$15.00	\$10.00
02	Intermediate heifer calf born between September 1 & December 31, 2024 . . . . .	\$30.00	\$25.00	\$20.00	\$15.00	\$10.00
03	Senior heifer calf born between May 1 and August 31, 2024 . . . . .	\$30.00	\$25.00	\$20.00	\$15.00	\$10.00
04	Junior yearling heifer born between January 1 and April 30, 2024 . . . . .	\$30.00	\$25.00	\$20.00	\$15.00	\$10.00
05	Senior yearling heifer born between September 1 & December 31, 2023 . . . . .	\$30.00	\$25.00	\$20.00	\$15.00	\$10.00
06	2 year heifer calved between January 1 & August 31, 2023 . . . . .	\$30.00	\$25.00	\$20.00	\$15.00	\$10.00
07	Junior Champion – Female			Ribbon or Rosette		
08	Reserve Junior Champion – Female			Ribbon or Rosette		
09	Senior Champion – Female			Ribbon or Rosette		
10	Reserve Senior Champion – Female			Ribbon or Rosette		

### Dairy Cattle Fitting and Showmanship

1. 4-H members may show an animal in the fitting and showing contest provided it has been carried as a project and is owned by the exhibitor.
2. The exhibitor must show the same animal in both contests.

Class						
1900	Showmanship, exhibitors ages 15-19 . . . . .	\$20.00	\$15.00	\$10.00	\$8.00	\$5.00
1901	Showmanship, exhibitors 12,13, & 14 . . . . .	20.00	15.00	10.00	8.00	5.00
1902	Showmanship, exhibitors 8 to 11 . . . . .	20.00	15.00	10.00	8.00	5.00
1903	Fitting, exhibitors age 15 to 19 . . . . .	20.00	15.00	10.00	8.00	5.00
1904	Fitting, exhibitors age 12,13, & 14 . . . . .	20.00	15.00	10.00	8.00	5.00
1905	Fitting, exhibitors age 8 to 11 . . . . .	20.00	15.00	10.00	8.00	5.00

### Section 3 Beef Cattle - Breeding

1. Beef steers or heifer shall be free of infections and transmissible diseases. Shipping fever shots required.
2. NO EXHIBITOR MAY ENTER MORE THAN ONE ANIMAL.

Use the following designations for breed classes:

Breed Number Code	01 Angus	05 Simmental	08 Black/White Face
	02 Charolais	06 Limousine	09 Crossbreeds
	03 Hereford (Horned or polled competing)	07 Holstein	10 Scottish Highlander
	04 Shorthorn (Horned or polled competing)		



Class		PREMIUMS				
01	Junior heifer calf born after January 1, 2025 . . . . .	\$30.00	\$25.00	\$20.00	\$15.00	\$10.00
02	Intermediate heifer calf born between September 1 and December 31, 2024 . . . . .	\$30.00	\$25.00	\$20.00	\$15.00	\$10.00
03	Summer yearling heifer born between May 1 and August 31, 2024 . . . . .	\$30.00	\$25.00	\$20.00	\$15.00	\$10.00
04	Junior yearling heifer born between January 1 and April 30, 2024 . . . . .	\$35.00	\$30.00	\$25.00	\$20.00	\$10.00
05	Senior yearling heifer born between September 1 and December 31, 2023 . . . . .	\$35.00	\$30.00	\$25.00	\$20.00	\$10.00
06	2 year old heifer born between January 1 and August 31, 2023 . . . . .	\$35.00	\$30.00	\$25.00	\$20.00	\$10.00
07	Junior Champion Female			Ribbon or Rosette		
08	Reserve Junior Champion Female			Ribbon or Rosette		
09	Senior Champion Female			Ribbon or Rosette		
10	Reserve Senior Champion Female			Ribbon or Rosette		

### Beef Cattle - Market Steers

- Beef steer or heifer shall be free of infections and transmissible diseases. Shipping fever shots required.
- NO EXHIBITOR MAY ENTER MORE THAN ONE ANIMAL.
- All animals exhibited in this class shall be taped for weight prior to judging. Date and time will be posted.

Class	PREMIUMS					
11 Steers - light weight under 900 lbs.....	\$35.00	\$30.00	\$25.00	\$20.00	\$15.00	
12 Steers - medium weight 901 to 1099 lbs. ....	\$35.00	\$30.00	\$25.00	\$20.00	\$15.00	
13 Steers - heavy weight 1100 lbs and above .....	\$40.00	\$35.00	\$30.00	\$25.00	\$15.00	
14 Champion Steer.....						<b>Ribbon or Rosette</b>
15 Reserve Champion Steer.....						<b>Ribbon or Rosette</b>

### Beef Cattle - Fitting and Showmanship

- Youth under 19 may show either a steer or heifer in the fitting and showing contest provided the animal is owned by the exhibitor.

Class	PREMIUMS					
16 Showmanship, exhibitors, ages 15-19.....	\$30.00	\$25.00	\$20.00	\$15.00	\$10.00	
17 Showmanship, exhibitors, ages 12, 13, 14 .....	\$30.00	\$25.00	\$20.00	\$15.00	\$10.00	
18 Showmanship, exhibitors, ages 8 to 11 .....	\$30.00	\$25.00	\$20.00	\$15.00	\$10.00	
19 Fitting, exhibitors, ages 15-19.....	\$30.00	\$25.00	\$20.00	\$15.00	\$10.00	
20 Fitting, exhibitors, ages 12, 13, 14 .....	\$30.00	\$25.00	\$10.00	\$15.00	\$10.00	
21 Fitting, exhibitors, ages 8 to 11 .....	\$30.00	\$25.00	\$10.00	\$10.00	\$10.00	

### Dairy Beef Feeder Steers

(these animals are shown as beef market projects, but MUST be 100% dairy breed)

22 Dairy Beef Finisher- light weight under 500 lbs .....	\$60.00	\$50.00	\$40.00	\$15.00	
23 Dairy Beef Finisher- medium weight under 501-900 lbs .....	\$60.00	\$50.00	\$40.00	\$15.00	
24 Dairy Beef Finisher- heavy weight 901 lbs and above .....	\$60.00	\$50.00	\$40.00	\$15.00	

### Section 4

#### Sheep Breeding

To be eligible for premiums, exhibitors must be members of the 4-H Club, organized under the supervision of the Pennsylvania State University Extension Service and its County Agents and must be present and have charge of their animals at the time of judging. Each member will be allowed to show 1 animal per class. Only first and second place animals may enter Open Class competition.

Class	1-Cheviot	4-Hampshire	7-Southdown	10-Others (by breed)		
	2-Corriedale	5-Merino	8-Suffolk			
	3-Dorset	6-Shropshire	9-Katahdin			
01 Ram 2 years and over .....			\$12.00	\$10.00	\$9.00	\$7.00
02 Ram under 1 year .....			12.00	10.00	9.00	7.00
03 Ewe 2 years and over.....			12.00	10.00	9.00	7.00
04 Ewe 1 year and under 2 .....			12.00	10.00	9.00	7.00
05 Ewe lamb under 1 year.....			12.00	10.00	9.00	7.00
Champion Ewe .....					Ribbon	
Reserve champion ewe.....					Ribbon	
08 Pair of lambs, any age, either sex.....			12.00	10.00	9.00	7.00



#### Market Lambs

Class	1-Cheviot	3-Dorset	5-Merino	7-Southdown	9-Others (by breed)	
	2-Corriedale	4-Hampshire	6-Shropshire	8-Suffolk		
09 Pen of market lambs-3 lambs may be wethers and/or ewes .....				\$30.00	\$28.00	\$26.00
10 Individual market lamb.....				30.00	28.00	26.00

The same classifications and premiums as stated above to apply to each breed.

### Sheep Fitting and Showmanship

- Youth under 19 may show an animal in the fitting and showing contest, but it must be owned by the exhibitor.

Class	PREMIUMS					
01 Showmanship, exhibitors age 15 to 19 .....	\$18.00	\$15.00	\$13.00	\$10.00	\$5.00	
02 Showmanship, exhibitors 12, 13 and 14 .....	18.00	15.00	13.00	10.00	5.00	
03 Showmanship, exhibitors 8 to 11 .....	18.00	15.00	13.00	10.00	5.00	
04 Fitting-exhibitors age 15 to 19 .....	18.00	15.00	13.00	10.00	5.00	
05 Fitting-exhibitors 12,13 and 14.....	18.00	15.00	13.00	10.00	5.00	
06 Fitting-exhibitors age 8 to 11 .....	18.00	15.00	13.00	10.00	5.00	

### Section 5 - Breeding Swine

- 4 H Breeding Swine will be accepted for entry on Saturday, August 16, 2-4 pm. Breeding Swine **MUST BE REMOVED** by Tuesday at 9 am.
- Entries are limited to members of the Monroe County 4-H Livestock Club.
- All animal entries are subject to the West End Fair Association health guidelines and requirements. See the fair premium book for complete requirements. See Livestock Superintendent for any questions.
- Members will be allowed to show one animal per class.
- For complete project rules and requirements, members may contact their club leader or the extension office.

#### HEALTH REQUIREMENTS FOR SWINE

No swine showing clinical signs of contagious or infectious disease will be admitted to any show.

All show swine must be individually identified by either ear tag, ear notch, or tattoo.

An official health certificate (AAI-13), signed by an accredited veterinarian, must accompany all swine. It must state that the swine is free of contagious or infectious diseases. The certificate must be issued within 30 days of the opening date of the show and list all signs



Breed Number Code	1 - Berkshire	3 - Yorkshire	5 - Poland China	7 - Duroc	9 - Others (by breed)
	2 - Hampshire	4 - Chester White	6 - Landrace	8 - Spotted Swine	

Class Code - Name	PREMIUMS				
-------------------	----------	--	--	--	--

01 January Boar Pig farrowed on or after Jan. 1, 2025 and before Feb. 1, 2025	\$25.00	\$20.00	\$15.00	\$10.00	
02 February Boar Pig farrowed on or after Feb. 1, 2025 and before March 1, 2025					
03 March Boar Pig farrowed on or after March 1, 2025 and before April 1, 2025					
04 April Boar Pig farrowed on or after April 1, 2025					
07 January Sow Pig farrowed on or after Jan. 1, 2025 and before Feb. 1, 2025					
08 February Sow Pig farrowed on or after Feb. 1, 2025 and before March 1, 2025					
09 March Sow Pig farrowed on or after March 1, 2025 and before April 1, 2025					

10	April Sow Pig farrowed on or after April 1, 2025					
13	Young Herd – one boar, two sows, farrowed on or after Jan. 1, 2025	PREMIUMS	\$25.00	\$20.00	\$15.00	\$10.00
14	Get-of-Sire. To consist of three animals, both sexes. Get of one boar (no barrows) farrowed on or after Jan. 1, 2024					
15	Produce of Dam. To consist of three animals of one sow, farrowed on or after Jan. 1, 2025					
16	Showmanship - Exhibitor ages 15-19	\$10.00	\$ 8.00	\$ 7.00	\$ 6.00	\$ 4.00
17	Showmanship - Exhibitor ages 12-14	\$10.00	\$ 8.00	\$ 7.00	\$ 6.00	\$ 4.00
18	Showmanship - Exhibitor ages 8-11	\$10.00	\$ 8.00	\$ 7.00	\$ 6.00	\$ 4.00

NOTE: The same classifications and premiums stated above are to apply to each of the following breeds:

#### Swine - Market Class

- 4-H Market Swin will be accepted Tuesday, August 19,, 12-2 pm
- All swine must weigh between 240-290 lbs at fair weigh in to quality for the livestock sale.
- All Market Swine exhibited shall move as all-in-nad all-out directly to a Department of USDA licensed slaughter facility following the animal exhibition and may not be diverted to premises other than the designated slaughter facility.
- Entries are limited to members of the Monroe County 4-H Livestock Club.
- All animal entries are subject to the West End Fair Association health guidelines and requirements. See the fair premium book for complete requirements. See Livestock Superintendent for any questions.
- Project animals must be barrows or gilts.
- Members will be allowed to show one animal per class.
- For complete project rules and requirements, members may contact their club leader or the extension office.

Class Code - Name	PREMIUMS	\$25.00	\$20.00	\$15.00	\$10.00
Individual Swine Barrow or Gilt					
20 Light Weight, 240-256 pounds					
25 Medium Weight, 257-273 pounds					
30 Heavy Weight, 274-290 pounds					
Pair of Swine Barrow or Gilt					
35 Light Weight, 180-200 pounds Individual Weight					
40 Medium Weight, 201-220 pounds Individual Weight					
45 Heavy Weight, 221-250 pounds Individual Weight					
50 Certified Litter Class: 2 animals farrowed after Jan. 1, any sex.					
Must be accompanied with certification affidavit from breed association that litter mates were certified.					
51. Showmanship - Exhibitor ages 15-19	\$10.00	\$ 8.00	\$ 7.00	\$ 6.00	\$ 4.00
52. Showmanship - Exhibitor ages 12-14	\$10.00	\$ 8.00	\$ 7.00	\$ 6.00	\$ 4.00
53. Showmanship - Exhibitor ages 8-11	\$10.00	\$ 8.00	\$ 7.00	\$ 6.00	\$ 4.00

#### Section 6 Goats



1. All goats exhibited must be accompanied by an official certificate of health.
2. Each member will be allowed to show one animal per class.
3. Members must be present and have charge of their animal during judging.
4. The following classes and premiums shall apply to the following major dairy breeds: Alpine, French, Nubian, Rock, Sanen, Swiss and Toggenburg
5. The following premiums shall be offered for each breed and class.

#### Dairy Goat Class

01	Kid, birth to 5 months .....	\$10.00	\$8.00	\$7.00	\$6.00	\$4.00
02	Kid 5 months old, and under one year .....	10.00	8.00	7.00	6.00	4.00
03	Doe, 1 year old, and under 2, not in milk.....	10.00	8.00	7.00	6.00	4.00
	Junior Champion Doe .....			Ribbon or Rosette		
	Reserve Junior Champion Doe.....			Ribbon or Rosette		
06	Dam and Daughter .....	10.00	8.00	7.00	6.00	4.00
07	Produce of Dam, 2 doe of different age classes.....	10.00	8.00	7.00	6.00	4.00
08	Get of Sire, 3 doe that have freshened .....	10.00	8.00	7.00	6.00	4.00
09	Doe, 1-year-old, and under 2, in milk .....	10.00	8.00	7.00	6.00	4.00
10	Doe, 2 years old and under 3.....	10.00	8.00	7.00	6.00	4.00
11	Doe, 3 years old and over .....	10.00	8.00	7.00	6.00	4.00
	Senior Champion Doe .....			Ribbon or Rosette		
	Reserve Senior Champion Doe .....			Ribbon or Rosette		
	Grand Champion Doe .....			Ribbon or Rosette		
	Reserve Grand Champion Doe .....			Ribbon or Rosette		
16	Milking Herd, 3 doe that have freshened.....	10.00	8.00	7.00	6.00	4.00

1. The Senior Champion class will consist of winners in classes 9, 10 and 11.
2. The Junior Champion class will consist of winners in classes, 1, 2 and 3.
3. The Grand Champion class will consist of best of breed in each division.

#### Market/Meat Goats

1. Entries are limited to members of the Monroe County 4-H Livestock Clubs.
2. Maximum of 3 meat goats (1 per division).
3. All market goats must have a full set of kid teeth. Any animal displaying yearling teeth will be disqualified.
4. Project animals must be wethers or does for the market goat project.
5. Entries must have their horns removed.
6. Goats must be born after November 1 of the year prior to the project year and in member's possession by May 1 of the project year.
7. Minimum weight for market goats will be 65lbs. and may not exceed 120 lbs.
8. Market goats cannot be show in both market and breeding classes.
9. All animal entries are subject to the West End Fair Association health guidelines and requirements.
10. For complete project rules and requirements, members may contact their club leader or the extension office.
11. All goats must be ear tagged with an official USDA scrapies program ear tag.
12. Members will be allowed to show one animal per class.
13. Weight divisions will be determined after final weigh-in.



**Market/Meat Goat Class**

17	Light Weight (65-83 lbs)	\$10.00	\$8.00	\$7.00	\$6.00	\$4.00
18	Medium Weight (84-102 lbs)	\$10.00	\$8.00	\$7.00	\$6.00	\$4.00
19	Heavy Weight (103-120 lbs)	\$10.00	\$8.00	\$7.00	\$6.00	\$4.00
20	Showmanship - Exhibitor ages 15-19	\$10.00	\$8.00	\$7.00	\$6.00	\$4.00
25	Showmanship - Exhibitor ages 12-14	\$10.00	\$8.00	\$7.00	\$6.00	\$4.00
30	Showmanship - Exhibitor ages 8-11	\$10.00	\$8.00	\$7.00	\$6.00	\$4.00
	Grand Champion Showmanship	\$10.00	\$8.00	\$7.00	\$6.00	\$4.00
35	Fitting - Exhibitor ages 15-19	\$10.00	\$8.00	\$7.00	\$6.00	\$4.00
40	Fitting - Exhibitor ages 12-14	\$10.00	\$8.00	\$7.00	\$6.00	\$4.00
45	Fitting - Exhibitor ages 8-11	\$10.00	\$8.00	\$7.00	\$6.00	\$4.00
	Grand Champion Fitting	Rosette				

**Market Breeding Goats**

50	Buck - under 1 year	\$10.00	\$8.00	\$7.00	\$6.00	\$4.00
55	Buck - 2 years and over	\$10.00	\$8.00	\$7.00	\$6.00	\$4.00
60	Doe Kid - under 3 months, born after May 1, 2025	\$10.00	\$8.00	\$7.00	\$6.00	\$4.00
65	Doe Kid - 3 to 6 months, born 2/1/2025 to 4/30/25	\$10.00	\$8.00	\$7.00	\$6.00	\$4.00
70	Doe Kid - 9 to 12 months, born 8/1/2024 to 10/31/24	\$10.00	\$8.00	\$7.00	\$6.00	\$4.00
	Junior Champion Doe Kid			Ribbon		
	Reserve Junior Champion Doe Kid			Ribbon		
75	Yearling Doe - 12 and under 18 months, born 2/1/24 to 7/31/24	\$10.00	\$8.00	\$7.00	\$6.00	\$4.00
80	Yearling Doe - 18 and under 24 months, born 8/1/23 to 1/31/24	\$10.00	\$8.00	\$7.00	\$6.00	\$4.00
	Yearling Champion Doe			Ribbon		
	Reserve Yearling Champion Doe			Ribbon		
85	Senior Doe - 2 and under 3 years, born 8/1/22 to 7/31/23	\$10.00	\$8.00	\$7.00	\$6.00	\$4.00
90	Senior Doe - 3 and under 4 years, born 8/1/21 to 7/31/22					
95	Aged Doe - 4 years and older, born before 8/1/21	\$10.00	\$8.00	\$7.00	\$6.00	\$4.00
	Senior Champion Doe			Ribbon		
	Reserve Senior Champion Doe			Ribbon		
	Grand Champion Doe			Ribbon		
	Reserve Grand Champion Doe			Ribbon		
	Supreme Champion Doe			Ribbon		
100	Doe - owned and bread by exhibitor	\$10.00	\$8.00	\$7.00	\$6.00	\$4.00
105	Get of Sire, 3 offspring of same doe, any age offspring	\$10.00	\$8.00	\$7.00	\$6.00	\$4.00
110	Produce of Dame, 2 offspring of same doe, any age offspring	\$10.00	\$8.00	\$7.00	\$6.00	\$4.00
115	Showmanship - Exhibitor ages 15-19	\$10.00	\$8.00	\$7.00	\$6.00	\$4.00
120	Showmanship - Exhibitor ages 12-14	\$10.00	\$8.00	\$7.00	\$6.00	\$4.00
125	Showmanship - Exhibitor ages 8-11	\$10.00	\$8.00	\$7.00	\$6.00	\$4.00
	Grand Champion Showmanship			Ribbon		
	Reserve Champion Showmanship			Ribbon		
	Showmanship - Exhibitor ages 15 & up			Ribbon		
130	Fitting - Exhibitor ages 15-19			Ribbon		
135	Fitting - Exhibitor ages 12-14			Ribbon		
140	Fitting - Exhibitor ages 8-11			Ribbon		
	Grand Champion Fitter			Ribbon		
	Reserve Champion Fitter			Ribbon		

**Section 8  
Poultry****Poultry Showmanship**

Class 13 1 <sup>st</sup> year 4H member	Ribbon
Class 14 2 <sup>nd</sup> year or higher	Ribbon

**Poultry Activities**

Level 1: Scratching the Surface	Premiums	\$5.00	\$4.50	\$4.00	\$3.50	\$3.00
50 Poster about types of poultry feed						
51 Photo demonstration of bird washing						
52 Poster labeling external parts						
53 Poster describing types of combs						
54 Poster labeling parts of a feather						
55 Poster showing how to get a bird in and out of a cage						
56 Poster of hazards in the coop						
57 Wreath made out of paper feathers, focusing on the 6 feather patterns						
58 Chicks made out of poms poms to illustrate different breeds						
Level 2: Testing your wings	Premiums	\$5.00	\$4.50	\$4.00	\$3.50	\$3.00
60 Poster on bird behavior/pecking order						
61 Poster comparing 3 different feed tags						
62 Poster of hen's reproductive tract						
63 Poster of a healthy vs. unhealthy bird						
64 Poster of common diseases in poultry						
65 Poster of medicines safe for poultry						
Level 3: Flocking together	Premiums	\$5.00	\$4.50	\$4.00	\$3.50	\$3.00
70 Poster on showmanship						
71 Poster on poultry genetics						
72 Poster showing chicken DNA						
73 Poster showing how to prevent diseases						
74 Develop a scrapbook of poultry related current events						
75 Develop a management plan for a small brooder or commercial breeding flock						



## Embryology

### Classroom Embryology (school enrichment)

Class	Premiums	\$5.00	\$4.50	\$4.00	\$3.50	\$3.00
30 Poster (Small - 8.5x11") displaying any phase of embryology project						
35 Poster (Large - 14x22") displaying any phase of embryology project						
40 Project Book						
45 Journal						
88 Poster of 6 problems brooding chicks						
90 Poster on equipment needed to hatch eggs						
91 Decorating fake eggs – using ONLY plastic, paper mache, ceramic, or paper-based eggs)						

## Section 9

### Rabbits

- Class is open to any member currently carrying a 4-H rabbit project. The exhibit must be raised by the exhibitor and be related to his current project. Entries are limited to one per class.
- Ownership: No boy or girl shall be eligible who does not care for his own rabbits.
- Unsuitable rabbits: 4-H supervisors will be responsible to eliminate any rabbit not in suitable condition to show.
- Regulations: Rules and regulations governing open classes will apply to 4-H classes.
- It is desirable that exhibitors be present for judged verbal evaluation of exhibits.

Purebred rabbits (any breed recognized by the American Rabbit Breeders Assn.)

Classes for breeds maturing maximum 9 lbs.	Premiums	6.00	5.00	4.00	3.00	2.00
01 Senior buck (6 months and over)						
02 Senior doe (6 months and over)						
03 Junior buck (3 to 6 months)						
04 Junior doe (3 to 6 months)						
Classes for breeds maturing 9 lbs. or over	Premiums	8.00	6.00	5.00	4.00	3.00
05 Senior buck (8 months and over)						
06 Senior doe (8 months and over)						
07 Intermediate buck (6 to 8 months of age)						
08 Intermediate doe (6 to 8 months of age)						
09 Junior buck (3 to 6 months of age)						
10 Junior doe (3 to 6 months of age)						
20 Meatpen: to consist of 3 rabbits, 69 days or under, weight not over 5 lbs. each rabbit	6.00	5.00	4.00	3.00	2.00	
30 Cavy (Guinea pig or Hamster)	5.00	4.00	3.00	2.00	1.00	

### Rabbit Showmanship

- All entries must be made by a currently enrolled 4-H member.
- Rabbit used in showmanship must be owned and cared for by the exhibitor.
- Exhibitors will be judged on their ability to handle and examine their rabbits, and the exhibitor's knowledge of rabbits appearance and actions.


Knowledge tested will be age appropriate and consist of questions related to breeds, classes and standard care and management of rabbits.

40 Ages 15-19 (Senior)	10.00	8.00	6.00	4.00	3.00
50 Ages 12-14 (Intermediate)	10.00	8.00	6.00	4.00	3.00
60 Ages 8-11 (Junior)	10.00	8.00	6.00	4.00	3.00

## Section 13 - Vegetables

1. In selecting vegetables for exhibition, choose such specimens that would bring the highest market price. Do not select the largest; select medium size specimens. If at all possible, do not mix varieties.
2. The following factors are generally used by an expert vegetable judge:
  1. Trueness to variety type. If at all possible, pick the specimens from one variety.
  2. Uniformity in shape, size, and color.
  3. Be sure to pick out a perfect specimen, then select the others as similar to it as possible. Never mix specimens of different maturity.
  4. Protect from dirt, disease, infection, and mechanical damage. Select specimens that are perfect and show no blemishes of any kind.
  5. Condition and maturity. Be sure that exhibits are of high quality.
  6. Potatoes should not be washed. Remove soil using a soft cloth or brush.
  7. Tomatoes should have stems removed. Carrots, beets, etc. should have tops (leaves) removed from vegetables leaving about (2) two inches of stems.
3. Read premium material, carefully following all rules and regulations. If an entry calls for five specimens, be sure to exhibit that number; do not enter four or six. In any instance, your exhibits will be disqualified if the correct number of specimens is not entered.
  1. Project I - Maximum 6 entries in this section , plus entry 45, 46, 47
  2. Project II - Maximum 10 entries in this section, plus entry 45, 46, 47
  3. Project III- Maximum 15 entries in this section, plus entry 45, 46, 47 (Project III is highest level - may be repeated until end of 4-H involvement)




		PREMIUMS	\$6.00	\$5.00	\$4.00	\$3.00	\$2.00
Class							
Beans, green (20)		120	Cabbage-red types (1 head)				
01 - Bush, flat pods			Carrots (5 topped)				
05 - Bush, round pods			125 - Half long, pointed				
10 - Pole, flat pods			130 - Half long, stump rooted				
15 - Pole, round pods			135 - Long				
20 - Purple			140 - Midget				
Beans, yellow (20)			Cauliflower (1 head)				
25 - Bush, flat pods			145 - White types				
30 - Bush, round pods			150 - Purple types				
35 - Pole, flat pods			Celery (1 plant in soil)				
40 - Pole, round pods			155 - Green				
Beans, Lima (20)			160 - Yellow				
45 - Bush, large seeded			Corn (sweet) 5 ears, husks on				
50 - Bush, small seeded			165 - White hybrids				
55 - Pole limas			170 - Yellow hybrids				
60 Beans, soy (1/2 pint shelled)			175 - Yellow/white				
Beets (5)			180 - Popcorn				
65 - Red globe shapes			185 - Indian Corn				
70 - Half long			Cucumbers (5 spec.)				
75 - Yellow			190 - Pickling (under 3")				
80 Broccoli (1 head)			195 - Pickling (3-5")				
85 Brussels Sprouts (1 pint)			200 Cucumbers, slicing (over 5") 5 spec.				
Cabbage (1 head)			Eggplant (1)				
90 - Danish ballhead types			205 - Oval				
95 - Domestic round			210 - Chinese				
100 - Flat types			Endive (1 plant)				
105 - Early pointed			215 - Broad leafed				
110 - Savoy types			220 - Green curled				
115 - Chinese types			225 Garlic (3 bulbs)				
235 Kale (1 plant in soil)			230 Gourds (3 spec. - same type)				
240 Kohlrabi (5)			400 - Winter neck (cushaw)				
Lettuce (1 plant in soil)			405 - Largest Field Pumpkin (Specify weight)				
245 - Butterhead			Radishes (5)				
250 - Crisphead			410 - Red				
255 - Leaf			415 - White				
Onions (5)			420 Rhubarb, any variety (5 stalks tied together)				
260 - Red flat			425 Rutabagas (5 topped)				
265 - Red globe			Squash - summer type (1)				
270 - White flat			430 - Bush scallop-patty pan				
275 - White globe			435 - Cocozelle or zucchini				
280 - Yellow Flat			440 - Crookneck				
285 - Yellow globe			445 - Straightneck				
290 - Sweet Spanish			450 - Spaghetti				
295 - Green Bunching			Squash - winter type (1)				
300 Parsnips (5)			455 - Acom				
305 Peas (10 pods full)			460 - Butternut				
Peppers, sweet-bell/bullnose shape (5)			465 - Hubbard				
310 - Green			470 Sunflowers (1 head)				
315 - Red			475 Swiss Chard (1 stalk in soil)				
320 - Yellow			Tomatoes, large fruited (5)				
Peppers, sweet/banana (5)			480 - Red				
325 - Yellow			485 - Yellow				
330 - Red			490 - Mature green				
Peppers, hot (5)			495 - Italian				
335 - Long type			500 - Sicilian				
340 - Round type			505 - Other, must identify				
345 - Small type			Tomatoes, small fruited (12)				
Peppers, pimiento (5)			Cherry				
350 - Green			510 - Red				
355 - Red			515 - Yellow				
Potatoes (5)			520 - Pear shape				
360 - Katahdin			Plum shape				
365 - Kennebec			525 - Red				
370 - Red Pontiac			530 - Yellow				
375 - Red Chiefton			Grapes				
380 - Sweet Potato			535 - Red				
385 - Other, must identify			540 - Yellow				
Pumpkins (1)			545 - Yellow				
390 - Connecticut (field)			550 Turnips (5)				
395 - Small sugar (pie)			555 Watercress (1 bunch in water)				
			560 Vegetable freaks				
565 Vegetable Creature (80% veg.) .....			8.00	7.00	6.00	5.00	4.00
Market Baskets							
570 - 5 or more kinds of vegetables, attractively displayed .....			12.00	10.00	9.00	8.00	7.00
Hydroponics							
580 - 3 complete activity sheets .....			5.00	4.00	3.00	2.00	1.00
585 - Essay of your experience wit							
590 - Exhibit product (3)							



## Section 14

### Fruit

Class	PREMIUMS	\$3.00	\$2.50	\$2.00	\$1.50	\$1.00
Melon (1 spec.)	Watermelons (1)					
151 - Cantaloupe - large types	155 - Oval shape					
152 - Cantaloupe - small, midget type	156 - Round shape - red					
153 - Honeydew	157 - Round shape - yellow					
154 - Strawberries (1 plant in soil)	158 - Oblong shape - red					
	159 - Oblong shape - yellow					
	160 - Midget types - red					
	161 - Midget types - yellow					



## Section 15 - Foods

- Each item must have been made by a 4-H member who is enrolled in 4-H foods projects within the current year.
- Entry should portray basic requirements as outlined in specific 4-H project.
- Members should exhibit the items of their choice in the appropriate class below.
  - Canned foods to be judged on quality, general appearance, and container.
  - Use standard Mason-type, clean quart-pint glass jars for preserving and exhibiting fruits, vegetables, and meats.
  - Use two-piece self-sealing lids (flat discs and metal screw bands) for sealing all jars of food.
  - Metal screw bands should be loosely applied.
  - All food not in standard jars or not sealed with self-sealing lids will be disqualified by the judge.
  - Plates covered with large, plastic bag with twist tie or zip lock.
- Posters will be judged on visual impact, creativity, neatness, accuracy and appropriateness of information.

### Section A - Foods & Nutrition

PREMIUMS	\$5.00	\$4.00	\$3.00	\$2.00	\$1.00
----------	--------	--------	--------	--------	--------

*Note: No more than five entries per Food and Nutrition project*

Breads Around the World (Indicate country and attach recipe. Do not exhibit breads with fillings that require refrigeration.)

- 1200 - A loaf or round of bread from another country or culture outside the U.S.
- 1205 - A plate of 4 rolls, pretzels, tortillas or smaller breads from another country or culture.
- 1210 - Italian Easter Dove
- 1215 - Viennese Striesel
- 1220 - A poster on a specific bread and information about the country or culture the bread represents. Include a recipe or recipes on the poster

Beyond the Grill

- 1400 - Menus and a diagram showing how you would pack a cooler for a cookout or road trip
- 1405 - Notebook or collection of 5 to 10 recipes you have prepared in your project. Include at least one Dutch oven recipe
- 1410 - One of the following: Photography/drawing of yourself giving a demonstration about outdoor cookery, showing you making an outdoor site safe, or preparing a recipe outdoors
- 1415 - Poster showing some food safety aspect of outdoor cookery

4-H Cooking 101

- 1500 - Three granola bars
- 1505 - Three oatmeal muffins
- 1510 - Two pieces of cornbread
- 1515 - Two brownies
- 1520 - Four of 1 type of the following: oatmeal drop, peanut butter, jackpot drop, or chocolate crinkle cookies
- 1525 - One layer quick mix yellow cake
- 1530 - A poster (14x22) based on 1 of the following topics: MyPlate; sugar in soft drinks; using & cleaning electrical equipment; microwave safety; setting the table; salad preparation

4-H Cooking 201

- 1600 - One loaf of 1 of the following variations of basic nut bread: apple bread, banana bread, OR carrot-orange bread, orange nut bread, whole grain bread
- 1605 - Three cheese muffins without bacon
- 1610 - Two rolled biscuits
- 1615 - One 9"x9" banana snack cake
- 1620 - One 8"x8"x2" funny cake
- 1625 - Four snickerdoodle cookies
- 1630 - A poster (14x22) based on 1 of the following topics: meal planning; cooking with ground beef; buying fruits & vegetables; reading a food label

4-H Cooking 301

- 1700 - Three of 1 type of shaped roll: bowknots, cloverleaf rolls, coils, crescents, fantans, figure-eight, horseshoes, lucky clover, parkhouse rolls, pinwheels, twin rolls, or twists - using the basic dinner roll or whole wheat roll recipe
- 1705 - Two soft pretzels
- 1710 - One loaf of basic bread or white batter bread
- 1715 - One round (or square) of cinnamon rolls (8" or 9" round or square cake pan size) with icing.
- 1720 - One cinnamon twist or Swedish tea ring
- 1725 - One loaf (any type) of bread made in a bread machine
- 1730 - One layer of 1 of the following cakes: white cake (not frosted), chocolate cake (not frosted), oatmeal cake (not frosted), or carrot cake (not frosted).
- 1735 - A poster (14x22) based on 1 of the following topics: outdoor cooking; slow cooking; yeast breads; types of flour; types of grain; making butter, or kitchen equipment

4-H Cooking 401

- 1800 - A completed party planning checklist and party time -line on poster size poster board (14x22)
- 1805 - One loaf of 1 of the following breads: German dark rye, French bread, oatmeal bread
- 1810 - Four pieces of one type of candy: cashew brittle, microwave peanut or pecan brittle caramels, marshmallow fudge, or toffee
- 1815 - One small pastry tart (without filling) or four strips of baked pastry exhibited on a salad size paper plate
- 1820 - One angle food cake, any flavor, without frosting or icing
- 1825 - A poster (14x22) based on 1 of the following topics: cooking with a double boiler: cooking beans and peas; moist heat cooking methods; dry heat cooking method stir-frying; fruit selection

Kitchen Chemistry

- 1900 - Poster on one experiment from project book
- 1905 - Display of one experiment from project book
- 1910 - Project Book

Cake Decorating

- 2000 - Decorated cookie (1)
- 2005 - Decorated single layer sheet cake or round (use real cake, not a form)
- 2010 - Decorated stacked or tiered cake (use real cake that can be sliced)
- 2015 - Poster- sharing a technique or skill learned in the project





## Flower Arrangements

Class	PREMIUMS	\$6.00	\$5.00	\$4.00	\$3.00
500 Arrangement of wild flowers (plants forbidden by conservation rules should not be used.)					
505 Arrangement using dried materials					
510 Arrangement of annuals					
515 Arrangement of perennials					
520 Arrangement of combined annuals and perennials					
525 Arrangement for special occasions					
530 Nosegays - (small arrangements not to exceed 5" in height)					
535 Miniature (small arrangements not to exceed 3" in height)					
540 Corsage					



## Flower Arrangements

Class	PREMIUMS	\$6.00	\$5.00	\$4.00	\$3.00	\$2.00
Meet The Plants						
600 - Plant propagated with a 5"x7" card describing the steps used.						
605 - An experiment from the project book with a 5"x7" card describing the process and results.						
610 - Poster describing plant parts						
615 - Completed project book						



## Indoor Gardening

- 620 - Completed project book
- 625 - Collection of plants propagated by 4 different propagation methods
- 630 - Poster showing at least 2 propagated methods
- 635 - Completed experiment from the project book with a 5 x 7 inch card describing the process and results

## Composting

- 640 - Exhibit displaying any phase of project
- 645 - Poster on creating and maintaining compost pile

## Gardening

### See Them Sprout, 8-10 years old

- 650 - Poster of 3 commonly found diseases with control options
- 655 - Poster of a picture story of what you did in your garden this year
- 660 - Poster of 3 commonly found garden insects

### Let's Get Growing, 11-14 years old

- 665 - Poster of 5 commonly found diseases with control options
- 670 - Poster and photographs of your garden
- 675 - Poster of 5 garden insects

### Take Your Pick, 15-18 years old

- 680 - Poster of 5 commonly found vegetable garden insects: beneficials and/or injurious, benefits or damage caused by each and control options for each
- 685 - Detailed computer printout of your garden this year
- 690 - Poster of various career options working with vegetables/herbs

## Landscape Gardening

- 695 - Poster of a landscape you designed
- 700 - Display on soils with explanations
- 705 - Poster on caring for your landscape

## Herbs *Maximum 10 entries per member*

### 1 Plant per 6" diameter container

Class	PREMIUMS	\$5.00	\$4.00	\$3.00	2.00	1.00
800 Basil	835 Oregano					
805 Chives	Parsley					
810 Coriander	840 - Curled					
815 Dill	845 - Plain					
820 Fennel	850 Peppermint					
825 Lavender	855 Rosemary					
830 Lemon Balm	860 Sage					
	865 Spearmint					
	870 Sweet Basil					
	875 Sweet Marjoram					
	880 Thyme					
	885 Any Other					

## Forestry

### Class

Adopt-a-Tree	PREMIUMS	\$6.00	\$5.00	\$4.00	\$3.00	\$2.00
--------------	----------	--------	--------	--------	--------	--------

- 900 - Cut a cross section of a tree stem or large branch. Label the parts and give the function of each part.
- 905 - Make a display that shows how to identify trees. Show 3 types of leaves, 3 types of twigs, and 3 types of fruit which are useful in identifying trees.
- 910 - Collect and exhibit 10 different kinds of tree leaves. Write out and point out the difference in leaf margin, base, tip and form.
- 915 - Make leaf prints from five different tree species.
- 920 - Completed project book.

### Treetop

- 925 - Poster showing leaf "critters"
- 930 - Experiment with soil samples
- 935 - Forest touch box
- 940 - Make a bird feeder
- 945 - Display of renewable and nonrenewable materials
- 950 - Project Book

Trees + Me = Forestry (*no more than 5 entries per project*)

- 955 - Draw your favorite tree and mount the drawing on poster board. Draw products and benefits we enjoy from this tree.
- 960 - Report on jobs related to the forest.
- 965 - Display and label leaves, twigs or branch cross section from six or more tree species.
- 970 - Poster: Make road map or key to identify 6 tree species from a collection of leaves. Use one main group – coniferous or deciduous. Construct map to identify leaves and attach to leaf collection. Identify characteristics used to distinguish each leaf.
- 975 - Draw a yard map showing the location of your home and the trees around it. Name trees, and mount a leaf, twig, or seed from each tree and glue next to the drawing.
- 980 - Mount or display a seed collection of 8 species. Group according to how the seeds travel. Display each species' seed cut in half to show the inside.
- 985 - Poster showing the death of a particular tree and what happens to a log as it decomposes, or other topic.
- 990 - Display of cross section of a tree stem. Stem should be at least 20 years growth. Talk about this tree's "life story."
- 995 - Display illustrating wildlife found in at least two different forest types. Identify tree species and at least two wildlife species found in that forest type.

Advancing in Forestry: Show an activity related to:

- 1000- Forest Stewardship
- 1005- Silvi Culture
- 1010- Forest Products
- 1015- Forest Insects/Diseases
- 1020- Fire

## Section 18 Textile Science

1. Each article must be made by exhibiting 4-H member who is enrolled in a textile science project within current year.
2. Entries will be judged on fabric, color, design, suitability, construction and aesthetic interpretation and degree of difficulty.
3. Entries that fail to meet project requirements as stated in appropriate 4-H project book will not be judged but may be displayed.
4. A 4-H member may enter one item per class, within a project. No article can compete as more than one entry.
5. You may enter in beginner and intermediate OR intermediate and advanced (not beginner & advanced)

### BEGINNER PROJECTS:

PREMIUMS      6.00      5.00      4.00      3.00      2.00

#### Sew Much Fun

- 01 Pants, shorts or skirt with elastic or drawstring waistband
- 05 Shirt, top, night clothes or blouse with casing or simple closure
- 10 Instant top, skirt, or dress using pre-shirred fabric or cut-out
- 15 Other simple garment
- 20 Simple dress with casing or simple closure

#### Sew Much More

- 25 Potholder or Oven Mitt
- 30 Pillow
- 35 Pajama tote, laundry, or gym bag
- 40 Pillowcase
- 45 Wall hanging (enter quilted wall hangings in Quilt Quest Contest)
- 50 Other simple non-garment item (ex. Apron, scarf, etc.)

#### Stitch by Stitch

- 55 Sampler with a variety of hand stitches, buttons or patches
- 60 One hand-stitched large item
- 65 Two hand-stitched small items

### INTERMEDIATE PROJECTS:

#### Knits

- 70 Knit t-shirt or sweatshirt
- 75 Knit dress or outfit
- 80 Knit pants or skirt
- 85 Outfit using both knit and woven construction

Coordinates (more advanced items should be exhibited in Separates)      8.00      7.00      6.00      5.00      4.00

- 90 Simple top, vest or poncho AND a skirt or slacks (TWO items required)
- 95 Simple dress, jumper, or shirt
- 100 Other simple coordinate garment 4

#### Accessories

- 200 Hat
- 205 Three hair scrunchies
- 210 Vest
- 215 Paired items (ex. gloves, slippers, etc.)

6.00      5.00      4.00      3.00      2.00

#### Time Saving Sewing

- 220 Poster showing money saved in wise clothes purchases or plan to purchase a garment or several garments for school or a special occasion.
- 225 A garment using a time saving pattern or one that features a unique technique. The pattern instructions or information on the technique must be included.
- 230 A sample of sewing using sewing machine attachments.
- 235 Two pressing aids

6.00      5.00      4.00      3.00      2.00



Sewing for Other Projects and Other People	6.00	5.00	4.00	3.00	2.00
240 Garment for another person with a photo of person wearing garment					
245 Toy, blanket, kite OR other item made in the project.					
Create Your Own Project	6.00	5.00	4.00	3.00	2.00
250 A sewn product produced in the project					

#### ADVANCED/SENIOR PROJECTS:

Separates	8.00	7.00	6.00	5.00	4.00
<i>Garments in the separates must include two or more advanced techniques such as zipper, lining, set-in sleeves, waistband, buttons, button holes, collar, or hand hem. Formal or party dresses should be entered in Formalwear.</i>					
300 Two (or more) pieces non-tailored outfit					
305 Dress, two-piece dress or jumper					
310 Coat or Jacket- not tailored					
Tailoring	10.00	9.50	9.00	8.50	8.00
<i>Garment must be shaped using custom, dressmaking or contemporary (fusing) applications. Simple jackets, advanced coordinates, three-piece outfits without tailored applications should be exhibited in Separates.</i>					
400 Tailored jacket or Coat					
405 Tailored Ensemble					
Formalwear	10.00	9.50	9.00	8.50	8.00
410 Special occasion garment OR party dress (short)					
415 Special occasion garment OR party dress (longer than knee-length)					

#### CREATIVE PROJECTS:

Design	6.00	5.00	4.00	3.00	2.00
500 A purchased garment or textile with applied design (ex. Stenciling, smocking, sweatshirt decorating, applique, tie-dye, etc.)					
505 Recycled or remade garment with before photo or drawing.					

#### TEXTILE ART PROJECTS:

Weaving	10.00	9.50	9.00	8.50	8.00
510 A garment made from fabric created on a loom					
515 Cloth or textile made on a loom of some type (with a photo or drawing of loom)					
520 A housemade loom OR a poster showing photos of a homemade loom, how to use a loom, or equipment used in weaving.					

#### KNITTING:


*Each article must be made by a 4-H member who is enrolled in a 4-H knitting project within the current year.  
Article must be completed according to the approved project book.*

Class		PREMIUMS	6.00	5.00	4.00	3.00	2.00
Beginners – purl or knit							
600	Headband or headhugger						
605	Scarf						
610	Slippers						
615	Mittens						
620	Hat						
625	Miscellaneous articles						
Intermediate	(patterned article with special stitches)	7.00	6.00	5.00	4.00	3.00	
630	Socks						
635	Sweater						
640	Vest						
645	Miscellaneous articles (ex. afghan, stuffed animal)						
650	Gloves						
Advanced		15.00	14.00	13.00	12.00	11.00	
655	Article or garment using multiple colors/stitches						
660	Garment combining hand knit and woven fabric						
665	Article or garment combining hand knit and other needlework						
670	Article or garment made on a knitting machine						
675	A notebook of samples and pictures sharing skills						
680	Remade knitted garment with before and after pictures						

#### CROCHET:

*Each article must be made by a 4-H member who is enrolled in a 4-H crochet project within the current year.  
No project completed from a kit will be accepted.*

Class		PREMIUMS	6.00	5.00	4.00	3.00	2.00
Beginners (single or double crochet)							
700	Scarf or headband						
705	Belt, purse or hat						
710	Mittens or slippers						
715	Miscellaneous articles						
Intermediate (half-double crochet, treble crochet)		7.00	6.00	5.00	4.00	3.00	
720	Sweater, vest or poncho						
725	Shawl or scarf						
730	Accessories (tie, belt, mittens, purse, hat)						
735	Miscellaneous articles (afghan)						





Advanced (pattern: shell, cluster, popcorn, puff)	PREMIUMS	15.00	14.00	13.00	12.00	11.00
740 Sweater, vest or poncho						
745 Dress, coat, jacket or skirt						
750 Accessories (hat, tie, gloves, socks, scarf)						
755 Miscellaneous article (bedspread, rug)						

#### QUILTING:

*Each article must be made by a 4-H member who is enrolled in a 4-H crochet project within the current year.*

Class	PREMIUMS	6.00	5.00	4.00	3.00	2.00
Beginners						
800 Quilt block, hand or machine pieced- unfinished, not quilted						
805 Table runner, placemat, small quilt or other item- hand quilted						
810 Table runner, placemat, small quilt or other item- machine quilted						
815 Table runner, placemat, small quilt or other item- tied						
Intermediate	7.00	6.00	5.00	4.00	3.00	
<i>Blocks using triangles and bias edges, items with sashing, borders, cornerstones, etc.</i>						
820 Quilt, pieced, applique OR other technique, any size- hand quilted						
825 Quilt, pieced, applique OR other technique, any size- machine quilted						
830 Quilt, pieced, applique OR other technique, any size- tied						
835 Wall hanging or other small item, pieced, applique OR other technique- hand quilted						
840 Wall hanging or other small item, pieced, applique OR other technique- machine quilted						
845 Wall hanging or other small item, pieced, applique OR other technique- tied						
Advanced techniques	15.00	14.00	13.00	12.00	11.00	
<i>Demonstrates advanced skills, such as y-seams, curved piecing or complex piecework. May include whole cloth quilts, cathedral window, trapunto, sashiko and other embellishments.</i>						
850 Quilt or other item with one or more advanced techniques, hand quilted- less than 200" perimeter						
855 Quilt or other item with one or more advanced techniques, machine quilted- less than 200" perimeter						
860 Quilt or other item with one or more advanced techniques, hand quilted- greater than 200" perimeter						
865 Quilt or other item with one or more advanced techniques, machine quilted- greater than 200" perimeter						
Community or Club	7.00	6.00	5.00	4.00	3.00	
870 Quilt made by members or a 4-H club: tied or quilted by hand or machine.						

#### NEEDLEWORK:

Counted Cross Stitch	Needlepoint	8.00	7.00	6.00	5.00	4.00
900 Ornament	960 Useful or decorative Item					
905 Picture (framed or finished)	965 Christmas item					
910 Beadwork	970 Other holiday item					
915 Useful item	975 Pulled thread					
Items done on perforated paper	980 Crewel					
920 Wall hanging	985 Other					
925 Ornament	Embroidery					
930 Bookmark	990 Ornament					
935 Other	995 Picture					
940 Pillow	1000 Useful item					
945 Sweatshirt						
950 Towel						
955 Latch Hook Needlepoint						
Reference Notebook		6.00	5.00	4.00	3.00	2.00
1005 Ages 8 to 12						
1010 Ages 13 to 19						



### Section 19 Arts and Crafts

*Each article must be made by a 4-H member who is enrolled in a 4-H related arts and crafts project within the current year.*

**No project completed from a kit will be accepted.**

Palette of Fun	PREMIUMS	5.00	4.00	3.00	2.00	1.00
Cutting & Pasting	Fiber					
01 Painting with paper and milk glue	50 Felting Wool or Applique					
05 Scissors Snipping	55 Weaving on a Lap Loom					
10 Books Tell a Story Drawing	60 Dyeing to Experiment 3-D					
Drawing	3-D Construction					
20 Smokey, Spooky Shadows	65 Balloon Train 70 Scrap Sculpturing					
25 Ordinary Objects, Extraordinary Creatures	70 Scrap Sculpturing					
30 Go Drawing Go	75 Window on My World					
Painting						
35 Musical Fingers						
40 Spinning the Color Wheel of Fortune						
45 Marbling Swirls Fiber						
Self Determined Project		3.00	2.50	2.00	1.5	1.00
90 An exhibit depicting any phase of a 4-H Self-Determined Project (To be approved by one leader and Extension Agent)						

## PHOTOGRAPHY PROJECTS:

*Requirements for all classes: pictures (any size) must be in frames ready to be displayed on shelves.  
Must be enrolled in a photography project for classes 100-190*

Class	PREMIUMS	6.00	5.00	4.00	3.00	2.00
Photography (when entering more than 1 picture, label 1 of 2, 2 of 2, etc)						
Focus on Photography						
100 2 people pictures						
105 2 animal pictures						
110 Poster of 10 Tips for better pictures						
115 1 "Tricky" or "Creative" shot photograph						
120 Photo story – 3 or more pictures with a Title naming the story						
125 4 photos representing each of the 4 H's in 4-H.						
Controlling the Image						
130 Control image of line/slope						
135 2 pictures showing composition (1 "fair" picture & 1 "best" picture)						
140 3 indoor flash (1 over exposed; 1 under exposed; 1 correctly exposed)						
145 2 action pictures						
150 1 "moody" print						
155 1 Color, 1 Black & White photo of same scene- explain/compare the 2 photos						
Mastering Photography						
160 Subject using 3 lenses or 3 different distances from subject (normal, wide, angle, macro)						
165 Subject using flash ( side, bounced, diffused, fill flash)						
170 1 Existing light photograph						
175 1 Timed or long exposure photograph						
180 Photo scene with and without foreground subject						
185 Same scene three different times of day						
190 1 photograph with a Haiku poem to go along with photo						

## ADVANCED VISUAL ARTS:

Sketchbook Crossroads	PREMIUMS	6.00	5.00	4.00	3.00	2.00
Drawing						
200 Make the Mark, Shading						
205 Finding Space in Perspective, Perspective Drawing						
210 Characters with style, Calligraphy Fiber						
Fiber						
215 Working with Cotton Linter						
220 Inkle Loom Weaving						
225 Symmetry in Patchwork Sculpture						
Sculpture						
230 Creative Containers						
235 Clay Heads						
240 Floral Sculpting						
Portfolio Pathways Painting						
300 In and out of Control with Color, Watercolors						
305 Sand Painting						
310 Painting a Self-Portrait						
Printing						
315 Blue to You, Sun Print						
320 Lines of Wax, Melted Wax Resist						
325 Photographic Value, Photo Printing Graphic Design						
330 Positive vs Negative						
335 Doodling and Drawing						
340 Optical Illusions						

## Miscellaneous Arts & Crafts

### 3-D Crop Art

- Entries in this category are to be three-dimensional sculptures of whatever support material is chosen, covered entirely with dry seeds and/or beans.
- Clay, foam, natural or manmade objects may be used as the base material but no portion of this base is to be visible. No glue or supports are to be visible.
- Entire work must be covered with seeds so no props can be used.
- Work should be displayed on a board or support that is also completely covered with seeds.
- Entire installation must fit inside a 16"x16"x16" area.
- Submitted artwork will be judged on overall artistic merit, cleverness of subject, technique, originality, and skill.
- The natural color of the seeds and beans provides the only pigment to the pictures as no paint or dyes are allowed.
- No shellac or polyurethane coatings.
- Only seeds and beans that are used for crops that can be grown in Pennsylvania may be used. No portion of the seedpod is to be used in the artwork.
- An unsigned 4"x6" legend card must accompany the artwork with samples of the seeds used in the artwork clearly identified. Legend card should have descriptive title for artwork such as "Gargoyle" or Rabbit, Cat, Dog, etc.

	PREMIUMS	6.00	5.00	4.00	3.00	2.00
400 Crop Art, Ages 8-10 years						
405 Crop Art, Ages 11-14 years						
410 Crop Art, Ages 15-18 years						
415 Crop Art, picture						
420 Crop Art, 3-Dimensional						



### Pretty Pet Pictures (You do not have to be in a photography project for this section)

1. You may only enter one photo per class.
2. Photos should be printed, 5"x7" in size and framed or matted.
3. No people in the photos.
4. Please include your name on the BACK of the photo/frame.

Dog			PREMIUMS	6.00	5.00	4.00	3.00	2.00
	500	Funniest						
	505	Best Costume						
	510	Black & White						
Cat			PREMIUMS	6.00	5.00	4.00	3.00	2.00
	515	Funniest						
	520	Best Costume						
	525	Black & White						
Other			PREMIUMS	6.00	5.00	4.00	3.00	2.00
	530	Funniest						
	535	Best Costume						
	540	Black & White						
Miscellaneous Crafts			PREMIUMS	6.00	5.00	4.00	3.00	2.00
	600	Cornhusk						
	605	Wood assembly / carving						
	610	Latch hook						
	615	Needlework on plastic canvas						
	620	Crewel						
	625	Weaving						
	630	Candle making						
	635	Candy making						
	640	Woodburning						
	645	Other craft not previously mentioned						

### Section 20 Exhibits

#### NOTE:

1. Exhibit may be constructed by either a member or a club.
2. The theme of the exhibit must be connected with some phase of 4-H, such as specific project work, community projects, health, citizenship, careers and others.
3. Exhibit space not to exceed 3' height, 3' width, 30" depth (farmshow size).
4. All exhibit ideas should be discussed with your leader.
5. Remember: All exhibits should include the following: "For further information contact the Extension Office, Phillips Street, Stroudsburg, 570-420-7010 / MonroeExt@psu.edu."
6. Must include 4-H emblem and reference to 4-H work as part of the exhibit (farmshow req.).
7. Cloverbud exhibits are not judged, but will be displayed.
8. The following score sheet shall be used in judging all exhibits.
9. Club entries must be registered under the name of your bank account(**PSCE-Monroe** the office holds your funds, then club name in parentheses) to avoid check issues. Put the name of club at tope of entry form.

ATTRACTS ATTENTION	20 POINTS
Use of color, motion, light, figures. While attention getting is important, the reaction should be favorable.	
Unfavorable attention defeats its purpose.	
AROUSES INTEREST	10 POINTS
Encourage additional study. Personal appeal to the type of viewer for whom the exhibit was designed.	
CONVEYS MESSAGE	30 POINTS
A viewer leaving the exhibit should know something he did not know before or be stimulated to action he	
May not have taken without seeing the exhibit. The message should be understandable to the viewer for whom	
the exhibit is intended. It should usually include a source of additional information - 4-H Club, Extension Service, etc.	
DESIGN	20 POINTS
Elements of the exhibit should be pleasingly placed to give a sense of unity to the whole. The message should be	
a part of the design and not something apparently added as an afterthought. Simplicity is the key here.	
ORIGINALITY	10 POINTS
Evidence of creative thought.	
WORKMANSHIP	10 POINTS
Neat. Well constructed for the purpose. This does not imply that expensive materials must be used.	

TOTAL 100 POINTS

Examples of exhibit topics that match closely with farmshow entries are: 4-H promotion; 4-H leadership or citizenship; 4-H agriculture; 4-H safety; 4-H foods & nutrition; 4-H other.

		First	Second	Third	Fourth	Fifth
01	Group or Club	\$30.00	\$28.00	\$25.00	\$23.00	\$20.00
		(All others of quality shall receive \$10.00.)				
05	Individual — 8-12 years old as of Jan. 1 of current year.	\$15.00	\$13.00	\$11.00	\$10.00	\$8.00
	Same rules apply as in Section 1.			Honorable Mention	\$5.00	
10	Individual — 13-19 years old as of Jan. 1 of current year.	\$15.00	\$13.00	\$11.00	\$10.00	\$8.00
	Same rules apply as in Section 1.			Honorable Mention	\$5.00	

### Section 21 Collecting

Class	PREMIUMS	5.00	4.50	4.00	3.50	3.00
Collectibles						
300 Notebook						
305 Poster						
310 Display						

### Section 22 Books

#### SCRAPBOOK:

**Note:** Club entries must be registered under the name of your bank account(**PSCE-Monroe** the office holds your funds, then club name in parentheses) to avoid check issues. Put the name of club at tope of entry form.

**Note:** Emphasis on this current year's work (**MUST mark current year's work – RECOMMEND USING YEAR TABS**). Scrapbooks will be judged in the following manner:

Effectiveness in catching attention - appeal and originality	20 POINTS
Effectiveness in holding interest – unity clarity and simplicity	25 POINTS
Effectiveness in describing 4-H club story	40 POINTS
General appearance-attractive arrangement and grammar	15 POINTS

#### PREMIUMS

20	Club	12.00	10.00	8.00	6.00	4.00	2.00	H/M
25	Individual 8 to 12 years old as of Jan. 1 current year	10.00	8.00	7.00	6.00	4.00	2.00	H/M
30	Individual 13 to 19 years old as of Jan. 1 current year	10.00	8.00	7.00	6.00	4.00	2.00	H/M
35	Single Scrapbook Page (front/back) of members 4-H year	6.00	5.00	4.00	3.00	2.00	1.00	

#### CLUB OFFICER BOOKS: (Premium paid to 4-H Member/Officer)

- 40 Treasurer
- 45 Secretary
- 50 News Reporter (with scrapbook w/ photos and articles)
- 55 President (with one page report on the hardest challenge you have faced as president of your club)
- 60 Vice President (with one page report on the activities you helped with as VP of your club)
- 65 Recreation Leader (social chairman) (with one page report on an activity you planned and conducted with your club)

### Section 23 Communications

Class	PREMIUMS	5.00	4.50	4.00	3.50	3.00
Picking Up the Pieces						
100 Project book						
110 Poster- Bullying Comic Strip (empowerment)						
120 Poster- Symbols or flags used to communicate safety warnings						
130 Poster- Codes used in history						
140 Poster- Create a Jingle to market 4-H						
Putting it Together (2)						
200 Project book						
210 Poster- First Impressions						
220 Poster- Giving good instructions						
230 Poster- Anger management						
240 Poster- Internet/Email Acronyms						
The Perfect Fit (3)						
300 Project book						
310 Rough Draft of a Speech						
320 Poster- Visual aids						
340 Poster- Relieving nervousness before speeches/presentation						
350 Poster- Advertising your message						

### Section 24 Human Development

*Each article must have been made by 4-H Club member who is enrolled in a child care project within the current year.*

Class	PREMIUMS	5.00	4.50	4.00	3.50	3.00
Babysitting Beginnings						
10 Babysitter's tool kit						
20 Idea scrapbook						
30 Child's toy						
40 First aid kit						
50 Display your portfolio						
Generation Celebration						
100 Exhibit depicting any phase of project, plus project book						
On My and OK						
200 Bored – Bag of Ideas 210 Poster on handling emergencies						
220 Poster of daily routine – chores and leisure for one week						
230 Poster on nutritious snacks or responsibilities assumed to help with family meal for one week						
Theatre Arts Adventures Act 1 - Journey into the Imagination						
500 Create a puppet with a story						
510 Poster- create a picture story include character, problem & solution						
520 Create a 3-D diorama of a stage (no larger than 18x18)						



- Act 2 – Soaring into Action  
 600 Poster on the types of puppets with explanation  
 610 Build a puppet and create a monologue  
 620 Poster on the use of color in theatre productions
- Act 3 – Quest for Expression  
 700 Poster on the use of puppets in theatre/celebrations for different cultural groups  
 710 Create a 4-H puppet mascot & include a story  
 720 Poster- make a rendering of a character and design a costume relating it to three different cultures
- Act 4 – Voyaging Beyond  
 800 Design a puppet character & show (include script) to use for a visit to a school, pre-school, etc.  
 810 Poster on the different types of lighting needed for stage productions  
 820 Storyboard on the different camera angles, include explanation.

## Section 25 Environment & Science

Class	PREMIUMS	5.00	4.50	4.00	3.50	3.00
-------	----------	------	------	------	------	------

### 4-H Water Project

#### Water Conservation with the Water Lion – Unit 1

- 01 Poster – show 10 different ways water is used  
 05 Bar Chart – Show the result of your three-day water use in your home  
 10 Poster – Show 10 different ways you implemented water conservation in your home  
 15 Completed project book

#### Incredible Water with the Water Lion – Unit 2

- 20 Poster – 5 unique properties of water  
 25 Poster – illustrate the water cycle  
 30 Poster – different types of clouds  
 35 Completed project book

#### Water Quality Matters! – Unit 3

- 40 Poster – identify land uses in your watershed & possible pollutants based on the land usage.  
 45 Display – show how vegetation slows soil erosion and protects against sedimentation.  
 50 Poster showing the pH of common substances.  
 55 Completed project book

#### Wildlife is All Around Us – Unit 1: Book 1 The Wildlife Detective

- 100 Poster (horizontal format) drawing of wildlife form. Around illustration, place dried samples of its normal food in summer, fall, spring, and winter or drawing of animal's habitat during the four seasons  
 105 Poster (horizontal format) using photographs instead of drawings (same as A)  
 110 Completed project book  
 115 Collection related to project

#### Wildlife is All Around Us – Unit 1: Book 2 Spring

- 200 Poster – Using pictures or photos, show 10 different birds or animals, identify and list if it hibernates or migrates.  
 205 Display simple birdhouse you built. Include the following information: date house was put up, where located, date first used, what kind of bird used house, what kind of materials did bird use to build nest, who built the nest, and who fed the young and what did they feed the young.  
 210 Project Book

#### Wildlife is All Around Us – Unit 1: Book 3, Summer

- 300 Poster – Show 10 wildlife foods available in the summer and list two birds or animals that eat that particular food.  
 305 Poster – Show five different birds and list materials each bird uses for its nest, type of nest and number of eggs.  
 310 Display of positive and negative casts of the tracks of three different animals, identify, giving the location of where found for each (total of six casts), mounted on poster board  
 315 Project Book

#### Wildlife is All Around Us – Unit 1: Book 4, Fall

- 400 Poster – Display a map of your backyard or other area. Indicate on map spots good for wildlife shelter.  
 405 Completed Project Book AND Poster of a map describing different types of cover for animals (label)  
 415 Poster – Display photo story showing Hawk or Owl Pellets investigation and results as described in your project book  
 420 Project Book

#### Wildlife is All Around Us – Unit 1: Book 5, Winter

- 500 Display a bird feeder that you made (not a pine cone feeder) appropriate to the winter season  
 505 Poster – Mount and display your daily record of birds at your feeder (show at least 10 days)  
 510 Display four photos of potential homes or shelters for four different animals and list animal that would have used each one  
 515 Completed Project Book  
 520 Completed Project Book and Poster describing animals signs that can be found in winter

### 4-H Wildlife Project – Intermediate Unit

#### The Wildlife Ecologist – Unit 1

- 700 Inventory of Plants  
 705 Inventory of Animals  
 710 Neighborhood Census  
 715 Completed Project Book  
 720 Journal  
 725 Completed Nature Journal based on the suggested activities in the project

#### The Wildlife Manager – Unit 2

- 800 Project book and plan  
 805 Three-sided display 810 Field tour guide  
 815 Completed Project Book 820 Journal

### Fishing

#### Fishing Level 1 – Take the Bait

- 900 Project Book- indicate current years of work  
 905 Display on how to tie a knot 910 Display of fishing tackle



- 915 Poster- display 4 photos of species of fish caught in PA with label and brief description. At least 1 photo must include a picture of yourself with the fish you caught.
- 920 Display on 3 types of tackle and 5 types of bait (artificial bait or drawings only- no live bait) labeled
- Level 2 – Reel in the Fun
- 950 Project Book- indicate the current years work
- 955 Poster labeling the parts of a spinning reel
- 960 Display of how to tie a knot
- 965 Poster on fishing by the rules (include fish species, legal limit, size restrictions, season, locations, legal baits).
- 970 Poster- display 7 photos of species of fish caught in PA with label and brief description. At least 1 photo must include a picture of yourself with the fish you caught.
- 975 Display on 3 types of tackle and 5 types of bait (artificial bait or drawings only- no live bait) labeled
- Level 3 – Cast Into the Future
- 1000 Project Book- indicate current years work
- 1005 Poster on fly tying equipment 1010 Poster on sportsfishing careers
- 1015 Field journal
- 1020 Poster- display 7 photos of species of fish caught in PA with label and brief description.  
At least 1 photo must include a picture of yourself with the fish you caught.
- 1025 Display on 3 types of tackle and 5 types of bait (artificial bait or drawings only- no live bait) labeled

## SHOOTING SPORTS

### BASIC ARCHERY:

	PREMIUMS	5.00	4.50	4.00	3.50	3.00
1100 Year 1- 14"x22" poster on safety or equipment AND annual practice log						
1105 Year 2- 14"x22" poster on safety or equipment AND annual practice log AND target w/ min. 5 arrows shot						
1110 Year 3- 14"x22" poster on safety or equipment AND annual practice log AND target w/ min. 5 arrows shot w/ scoring explanation						
1115 Hand fletched arrow completed by 4-H member. Must be on an unpainted arrow or wooden dowel (min. 6" length)						
1120 Range diorama including safety markings and definitions						

## Section 26 Engineering

Class	PREMIUMS	5.00	4.50	4.00	3.50	3.00
Aerospace Level 1 – Pre-flight						
05 Poster on how birds and aircraft can fly						
10 Poster on careers in aviation						
15 Build a space buggy from household resources						
20 Poster on rules for pilots						
25 Poster on rocket parts						
Level 2 – Lift Off						
30 Gnome or Bottle Rocket 35 Poster on an aerospace career						
40 Poster on landing gear and wings						
45 Display of a hot air balloon parts						
50 Poster on the parts of an airplane						
Level 3 – Reaching New Heights						
55 Front rudder straw glider with data chart						
60 Poster on Balloon Shuttle with data chart						
65 Homemade fighter kite with action/result data						
70 Poster on parts of a helicopter						
75 Poster on lift to drag ratios						
Pilot in Command						
80 Homemade Viking Rocket with observation chart						
85 Poster on types of pilot ratings						
90 Poster on navigation methods						
95 Homemade flat style box kite						
100 Poster on gravity						
101 Aerospace Misc.- 2L bottle rocket with rocket launch details						



### Wood Science

- Unit 1- Measuring Up
- 102 Poster
- 105 Display with 5"x7" card explaining the display
- 110 Simple wood project
- Unit 2- Making the Cut
- 115 Poster
- 120 Display with 5"x7" card explaining the display
- 125 Simple wood project
- Unit 3- Nailing it Together
- 130 Poster
- 135 Display with 5"x7" card explaining the display
- 140 Simple wood project
- Unit 4- Finishing Up
- 145 Poster
- 150 Display with 5"x7" card explaining the display
- 155 Simple wood project
- 160 Wood project



### Small Engines

- Unit 1 – Crank it Up
- 200 External parts- display a small (max.18 h.p.) engine with external parts identified by name and function
- 203 Tools- display of 10 tools (secured to a display board) or pictures of 10 tools (poster specifications) and describe their functions.
- 205 Shop Safety- display or poster focusing on small engine shop safety.

- Unit 2 – Warm it Up  
 210 Internal parts- display a small (max.18 h.p.) engine with internal parts identified by name and function.  
 215 Personal safety- display or poster focusing on personal safety in a small engine shop.  
 220 Engine oil- display or poster on engine oil viscosity and service classification.
- Unit 3 – Tune it Up  
 225 Troubleshooting- poster or display on troubleshooting an engine, how the problem was identified, and how it was fixed.  
 230 Starting a business- display or poster on the research done in consideration of starting a small engine business.
- Electricity (display on any phase of project)**
- Level 1- Magic of Electricity  
 300 Poster  
 305 Simple working circuit using a light, buzzer, lamp or other electricity powered object.  
 310 Completed project book
- Level 2- Investigating Electricity  
 315 Poster  
 320 Simple telegraph, burglar alarm, or rocket launch system  
 325 Completed project book
- Level 3- Wired for Power  
 330 Poster  
 335 Electrical tool & supply kit with items labeled  
 340 Completed project book
- Level 4- Entering Electronics  
 345 Display of electronic parts, labeled with description  
 350 Display of a LED flasher “blinky”  
 355 Poster on the uses of solar cells throughout Monroe County  
 360 Display of integrated Circuit (IC), label its function and where it is used

#### **Bicycle Adventures**

- Unit 1  
 400 Poster – Safety check list for your bike  
 405 Poster – Road Signs and what they mean – use correct colors  
 410 Poster – Show the correct way to make a left hand turn  
 415 Poster – List hazards of riding a bike  
 420 Complete project book
- Unit 2  
 425 Poster – Showing parts of bike  
 430 Poster – List typical "failures" of a bike rider that could cause an accident.  
 435 Collage including information on purchasing and riding a bike.  
 440 Completed project book

#### **Section 27**

##### **Entomology**

#### **Class**

##### **Display of Insects**

400	Year 1: Minimum of 25 different insects representing five insect orders	PREMIUMS	8.00	7.00	6.00	5.00	4.00
405	Year 2: Minimum of 50 different insects representing seven insect orders		9.00	8.00	7.00	6.00	5.00
410	Year 3: Minimum of 75 different insects representing nine insect orders		10.00	9.00	8.00	7.00	6.00
415	Year 4: Minimum of 90 different insects representing ten insect orders		12.00	11.00	10.00	9.00	8.00
420	Year 3 and above: Special collection- unique collection of specific insect group. The collection must be labeled to identify the unique insect type (ex. aquatic, nocturnal)		13.00	12.00	11.00	10.00	9.00

#### **Section 28**

##### **Veterinary Science**

#### **Class**

Veterinary Science – Unit 1 – From Airedales to Zebras		PREMIUMS	8.00	7.00	6.00	5.00	4.00
100	Poster on identifying breeds of different species						
110	Poster on naming the bodies, systems & organs						
120	Poster on a veterinarian's job description						
130	Poster on veterinary tools.						
140	Project Book						
150	Binder- exhibit a 10 day record of observations of an animal for signs of normal and abnormal health & behavior, plus a poster display related to one of the topics in the project.						
Veterinary Science – Unit 2 – All Systems Go			10.00	9.00	8.00	7.00	6.00
200	Poster on how diseases are spread in different animals						
210	Poster on recording an animal's vital signs						
220	Poster on how veterinarians use math & science skills						
230	Poster on protecting animals against parasites						
240	Project Book						
250	Binder- exhibit a record of the health of the member's own animal and practices followed to keep the animal healthy, plus a poster display related to one of the topics in the project.						
Veterinary Science – Unit 3 – On the Cutting Edge			12.00	10.00	9.00	8.00	7.00
300	Poster on how genetics work						
310	Display a scale model of a cell with function of parts labeled						
320	Poster on a disease transmittal between animals and humans						
330	Poster on the importance of pet population control						
340	Project Book						
350	Binder- exhibit a report related to the member's individual study on animal health and its relationship to our world, plus a poster display related to the member's individual study topic for the project.						

## Section 29 Animal Care

***GUIDELINES:*** Must indicate current year of work in all project books. Members must pre-register animal entries with the Fair Association.

Class	PREMIUMS	5.00	4.50	4.00	3.50	3.00
<b>Dog</b>						
Wiggles and Wags						
01	Project book					
05	Poster on animal health					
10	Poster on dog obedience					
15	Display a grooming kit; include a 3x5" card with instructions for each item					
Bounding Ahead						
100	Project book 105 Poster on animal health					
110	Poster on dog obedience					
115	Using craft sticks, build a model dog house; include a 3x5" description					
120	Design a kit with supplies for a dog show; include explanation					
Pointing the Way						
200	Project book					
205	Poster on animal health					
210	Poster on animal careers					
215	Poster or report on dog-related laws and ordinances					
220	Display of a first aid kit, include 3x5" instruction cards					
<b>Cat</b>						
Purrrr-fect Pals						
300	Project book					
305	Poster on animal health					
310	Grooming kit with 3x5" card with instructions for each item					
315	Poster on feeding and caring for animal					
Climbing Up						
400	Project book					
405	Poster on animal health					
410	Display of a first aid kit; include 3x5" instruction cards					
415	Poster on feeding and caring for animal					
Cat Connections						
500	Project book					
505	Poster on animal health					
510	Grooming kit with 3x5" card with instructions for each item					
515	Design a 3 sided flyer (8 ½ x 11") on responsible cat ownership					
<b>Horse</b>						
Giddy Up & Go – Level 1						
600	Project book					
Poster on:						
605	Identify the parts of a horse					
610	Breed names and average heights					
615	Describe characteristics of horse breeds					
620	Using sketches or photos design the "perfect" horse					
625	Horse safety rules					
630	Display 5 common knots and explanations of each					
640	Other					
Head, Heart, & Hooves – Level 2						
700	Project book					
Poster on:						
705	5 examples of blemishes and unsoundness					
710	Describe horse nutritional based diseases					
715	Photo gallery of horse teeth organized according to age					
Display						
720	Compare & analyze flakes of hay from 2 different bales					
725	Plants that are noxious or poisonous to horses					
730	Horse grooming kit for a show 740 Other					
Stable Relationships – Level 3						
800	Project book					
Poster on:						
805	Genetic influence in horse breeding					
810	Parasitic life cycles					
815	Types of fencing – advantages & disadvantages					
820	Barn hex symbols, their origin & different interpretations of their meanings.					
825	Horse diseases, symptoms, causes, prevention, treatments					
830	Display of Scale model of the equine intestinal tract using fabric & batting					
840	Other					
Riding the Range – Level 4						
900	Project book					
Poster on:						
905	Pictures of types of basic styles of Western (Barrel Racing, Cutting, Equitation, Pleasure, Ranch, Reining, Roping, Show, Trail/Endurance) or English (All Purpose, Dressage, Hunting, Jumping, Long-Distance, polo, Racing, Show) Saddles					
910	Different types of tack used in 5 different events.					
915	Comparison of vital signs of humans, dogs, cats & horses.					
920	Photos & illustrations demonstrating safe mounting & dismounting.					
930	Other					



## Jumping to New Heights – Level 5

1000 Project book

### Poster:

1005 Saddle types, their uses & prices. Pictures & descriptions of 3 similar saddles.

Factors that should be considered when purchasing a saddle.

1010 Using pictures, design several riding outfits you might use in the show ring.

Cut and paste your favorite top, vest, chaps, boots, helmet and any other attire you might need onto the poster to create full outfits.

1015 A "how-to" poster illustrating a braiding technique thoroughly.

1020 Research news articles about ethics and livestock showmanship. Prepare an essay on common ethical dilemmas faced by competitors.

1030 Other

## Performance Horsemanship 1

1100 Project book/ Annual record book

### Poster:

1105 Horse shelter

1110 Animal safety

1115 Animal equipment

1120 Breeds

1125 Diseases

1130 Care

### Display

1135 Horse shelter

1140 Animal safety

1145 Animal equipment

1150 Other

## Performance Horsemanship 2 & 3

1200 Project book/ Annual record book

### Poster

1205 Horse shelter

1210 Animal safety

1215 Animal equipment

1220 Breeds

1225 Diseases

1230 Care

### Display

1235 Horse shelter

1240 Animal safety

1245 Animal equipment

1250 Other

## Horseless Horse Project

1300 Project book/ Annual record book

### Poster

1305 Horse shelter

1310 Animal safety

1315 Animal equipment

1320 Breeds

1325 Diseases

1330 Care

### Display

1335 Horse shelter

1340 Animal safety

1345 Animal equipment

1350 Other

1400 Production Book

1450 Safety Checklist Project Book

## Seeing Eye

5.00

4.50

4.00

3.50

3.00

1500 Scrapbook

1505 Poster

1510 Journal

1515 Photo story

## Dairy or Beef Record Book

5.00

4.50

4.00

3.50

3.00

1600 Dairy – members ages 8 to 13

1605 Dairy – members ages 14 to 19

1610 Beef – members ages 8 to 13

1615 Beef – members ages 14 to 19

1620 Poster- any phase of project 8 to 13

1625 Poster- any phase of project 14 to 19

## Beef

1630 Poster on career opportunities in the beef industry

1635 Poster on parasites either internal or external

1640 Poster on the different cuts of meat

1645 Poster on housing

1650 Poster on breeds of cattle

1655 Poster on the care of and grooming of show animals

1660 Poster on nutritional feed label – explain six items on a feed tag

**Breeding Rabbit Project**

5.00 4.50 4.00 3.50 3.00

**Beginner Level**

- 1700 Project book- mark current years' work
- 1705 Poster on 3 rabbit breeds
- 1710 Poster on body parts (minimum of 15)
- 1715 Poster on 2 careers associated with the rabbit industry
- 1720 Poster on properly labeling and storing feed/supplements

**Intermediate Level**

- 1725 Project book- mark current years' work
- 1730 Poster on 5 careers related to rabbits
- 1735 Build a carrying case for your rabbit
- 1740 Poster on the history of the domestic rabbit
- 1745 Poster on how to prevent disease in a rabbitry Advanced Level
- 1750 Project book- mark current years' work
- 1755 Poster on identifying feed ingredients on a rabbit feed tag & classify them from their primary use: protein, mineral, carbohydrates, fats, vitamins, or water
- 1760 Poster on types of fur found in rabbits
- 1765 Poster on selecting a breed rabbit for your project
- 1770 Poster on Rabbit Showmanship

Cavy- see options under Pet Care

**Pet Care**

5.00 4.50 4.00 3.50 3.00

**Pet Pals**

- 1800 Project book
- 1805 Poster- draw a picture of your pet and identify body parts
- 1810 Poster about the natural characteristics (habitat, life span, etc.) of member's animal, its life history, or basic pet care.
- 1815 Poster- where your pet came from, include traditions or other animals that live in that area
- 1820 Poster- dangers or hazards to your pet

**Scurrying Ahead**

- 1825 Project book 1830 True or False Fact Questionnaire relating to your pet (min. 8 facts)
- 1835 Poster- make a toy for your pet; tell what it is and how people can make one
- 1840 Poster- digestive system of your pet
- 1845 Display- Educational display on commercial pet foods. Attach samples, include name, main ingredient, and cost

**Scaling the Heights**

- 1850 Project book
- 1855 Poster- photographing pets, minimum 4 pictures with captions
- 1860 Poster- classification of animals 1865 Poster- breeding of pets
- 1870 Report on careers with pets

**Goat**

5.00 4.50 4.00 3.50 3.00

- 1900 Project book
- 1905 Poster on animal health
- 1910 Poster on grooming
- 1915 Poster on other phase of project

**Sheep**

5.00 4.50 4.00 3.50 3.00

- 2000 Project book
- 2005 Poster on animal health
- 2010 Poster on grooming
- 2015 Poster on other phase of project

**Poultry**

5.00 4.50 4.00 3.50 3.00

**Scratching the Surface – Level 1**

- 2100 Completed project book
- 2105 Poster – Identify at least 6 breeds of poultry
- 2110 Poster – Identify at least 30 poultry body parts
- 2115 Display- of 6 feather patterns

**Testing Your Wings – Level 2**

- 2200 Completed project book
- 2205 Poster – Show and explain the APA Standard of Perfection
- 2210 Poster – Identify parts of a bird's digestive system
- 2215 Build a Candler

**Flocking Together – Level 3**

- 2300 Completed project book
- 2305 Poster – show and label parts of a bird's skeleton
- 2310 Poster- identify and explain 20 careers involving poultry
- 2315 Display- of 6 decorated eggs (empty eggs only)

**4-H Embryology (members)**

- 2400 Completed project book
- 2405 Poster- show stages of embryo development
- 2410 Poster- show stages of egg development

**Alpaca**

5.00 4.50 4.00 3.50 3.00

- 2500 Completed project book
- 2505 Poster on uses of Alpacas
- 2510 Poster of Grooming or Shearing
- 2515 Poster on Training and Packing
- 2520 Poster on origin of the species and basic anatomy

**Swine**

5.00 4.50 4.00 3.50 3.00

- 2600 Completed project book
- 2605 Poster on animal health
- 2610 Poster on grooming
- 2615 Poster on other phase of project

### Section 30

#### Leadership and Career Education

Class		PREMIUMS	5.00	4.50	4.00	3.50	3.00
01	Member 13-15 years of age- Poster or report depicting leadership, citizenship or diversity activity you planned, completed and what you learned.						
05	Member 16-18 years of age- Poster or report depicting leadership, citizenship or diversity activity you planned, completed and what you learned.						

### Section 31

#### Computer

Class		PREMIUMS	5.00	4.50	4.00	3.50	3.00
Booting Up – Level I							
01	Poster – Make a list of computer uses (at least 5 each) in the home, school and community						
05	Poster – Advantages and Disadvantages of Computer use in daily life						
10	Poster – Computer and their components with description.						
15	Poster – List rules for On Line Safety						
20	Create three Birthday signs on 8 ½ X 11 paper						
Hardware and Software Magic – Level II							
100	Poster or report on differences between Ram & Rom	5.00	4.50	4.00	3.50	3.00	
105	Display an understanding of file extensions and what they mean						
110	Develop a checklist for evaluating Websites for accuracy, authority, relevancy and objectivity						
Reaching Beyond – The Advanced User – Level III							
200	Design a Web Site	5.00	4.50	4.00	3.50	3.00	
205	Display how you used technology skills in community service – photo display						
210	Use Desktop Publishing Software to create a 12 page magazine						
215	Use a geographic information system to make a map of your community						

### Section 32

#### Health and Fitness

Class		PREMIUMS	5.00	4.50	4.00	3.50	3.00
Discovering Me							
01	Project book						
05	Poster						
10	Display						

#### First Aid

Level 1- First Aid in Action							
100	Project book						
105	Family first aid kit with treatment booklet						
110	Poster on first aid for cuts/scrapes						
115	Poster on how to avoid animal bites						
120	Poster on poisonous plants						
Level 2- Staying Healthy							
200	Project book						
205	Poster on how to correctly wash hands						
210	Poster on power foods						
215	Display on portion size						
220	Poster on breakfast						
Level 3- Keeping Fit							
295	Project book						
300	Poster on benefits of keeping fit						
305	Poster on hydration						
310	Brochure proper equipment to avoid injury						
315	Poster on warm up/cool down tips						

<b>Bowling</b>		5.00	4.50	4.00	3.50	3.00	
505	Poster- Bowling rules						
510	Poster- How to score correctly and accurately						
515	Poster- Display of equipment						
520	Report on any phase of project						

### Section 33

#### Outdoor Adventures

Class		PREMIUMS	5.00	4.50	4.00	3.50	3.00
Hiking Trails							
01	Project book						
05	Poster- clothing and fabrics used in outdoor clothing						
10	Poster- hiking etiquette						
15	Poster- wildlife footprints						
20	Display- hiking essentials- backpack with necessary items, include short reason why to include item						
25	Display- hiking first aid kit- each item labeled						



Camping Adventures (2)

- 100 Project book
- 105 Poster- personal gear
- 110 Poster- group gear
- 115 Poster- basic camping tools
- 120 Poster- water related illnesses, include how to treat and prevent illness
- 125 Display- knots useful for camping (min. 6)

Camping Adventures (3)

- 200 Project book
- 205 Poster- plan a week long menu for your camping trip
- 210 Poster- different types of maps
- 215 Poster- emergency procedures in remote areas
- 220 Display- tent repair kit, label each item, include short reason why to include item

Orienteering

- 300 Poster on what is orienteering
- 305 Poster on reading an orienteering map
- 310 Poster on how to read a compass
- 315 Poster on orienteering safety tips

**Section 34**

**Promoting 4-H**

Posters should be 14x22"; should include contact information for the 4-H Office!

	PREMIUMS	5.00	4.50	4.00	3.50	3.00	H/M	2.00
01 Poster – ages 8 to 12 as of January 1st								
05 Poster – ages 13 to 19 as of January 1st								

**Section 35**

**Cloverbud (Youth 5-8 years old as of 01/01/2025)**

Youth can enter up to 5 entries, judged Danish. No premiums – all entries receive a Participation Ribbon.

Youth can enter the below classes from the Cloverbud Curriculum, Cloverbud Horse, Exploring Farm Animals, and Treasures of 4-H.

No premiums- participation ribbon

- 01 Any item made at a Cloverbud Club meeting
- 05 Any item made as a result of what was taught at a Cloverbud Club meeting
- 10 A poster or display about what you learned as a Cloverbud 15A scrapbook displaying what you learned as a Cloverbud
- 15 Scrapbook about what you learned
- 20 A diorama about what you learned as a Cloverbud

**Section 36**

**Community Projects**

Photography of approved (by leader) 4-H club community project- each member can enter 1 entry for up to 3 community events they participated in. Photograph 5x7 or larger.

	PREMIUMS	6.00	5.00	4.00	3.00	2.00
100 Community Project		6.00	5.00	4.00	3.00	2.00
105 Community Project 2		6.00	5.00	4.00	3.00	2.00
110 Community Project 3		6.00	5.00	4.00	3.00	2.00

Poster or Scrapbook of 4-H club community service project experience- Up to 5 photos documenting the project.

Label each photo with photography skill utilized.

200 Community Project 1	6.00	5.00	4.00	3.00	2.00
205 Community Project 2	7.00	6.00	5.00	4.00	3.00
210 Community Project 3	8.00	7.00	6.00	5.00	4.00





Department 10  
Section 50

FFA- Future Farmers of America

Pre-register by July 23

Entering Saturday, August 16, 9:00 A.M. to 5:00 P.M.

Maximum of 20 entries per exhibitor per department and one entry per class.

Judging Sunday 9AM Superintendant Delores Bruce

- Any Monroe County Agricultural Education student may enter this contest.
- Flowers and plants entered/used for competition must be live or fresh unless noted
- Mechanics for hanging entries must be attached to the design.
- Definations: Pedestal: a footed container; Wreath: must be in round shape; Wall Hanging: Design of any shape, max size 24" in any direction
- Floral Arrangements should be placed in a container free of label and glue that holds water . No foliage in water.

FFA House Plants / Designs

Premiums .....	\$8.00	\$6.00	\$5.00	\$4.00
----------------	--------	--------	--------	--------

- 001 - Hanging Basket: foliage 6" - 10" basket - attach the name and variety (if known) of the plant
- 005 - Miniature Succulent Garden: in a tea cup or mug sized container, no larger than 4".
- 010 - Mixes Herb Garden: three (3) varieties, maximum size container 12"
- 015 - Dish Garden: foliage only - novelty container, maximum size 12" Diameter, 18" high
- 020 - Catus Garden: maximum 10" pot
- 025 - Air Plant Design: maximum 12" x 12", min of three (3) varieties if air plants
- 030 - Topiary with succulents: designers' choice, maximum 18"

FFA Floral Designs

Premiums .....	\$10.00	\$8.00	\$6.00	\$5.00
----------------	---------	--------	--------	--------

- 050 - Topiary made with fresh flowers and foliage: maximum of 24" high x 10" wide
- 055 - Centerpiece with fresh flowers: maximum of 15" high x 10" wide
- 060 - Centerpiece using silk flowers: maximum of 15" high, Theme: All American BBQ
- 065 - Mason Jar: pint size 12" high, sild or dried material
- 070 - Door decoration with sild or dried flowers and accessories: maximum of 24", Theme: Beach
- 075 - Design a Sweet Treat with fresh flowers: may use paint or dye to change color of flowers, 8" maximum plant size
- 080 - Fresh Wreath: Christmas theme, 24" maximum completed diameter, fresh evergreen to be made and decorated by students
- 085 - Bud Vase: using fresh flowers, 9" maximum vase size, 20" height overall
- 090 - Fresh Floral Design: incorporating vegetables, maximum 18" in any direction
- 095 - Wrist Corsage with matching Boutonniere: Theme: Prom Under the Stars

Premiums .....	\$15.00	\$10.00	\$8.00	\$6.00
----------------	---------	---------	--------	--------

- 100 - Bridal Bouquet: cascading bouquet 20" maximum, provide a weighted stand or vase to display bouquet

FFA Landscape Ideas

Premiums .....	\$15.00	\$13.00	\$11.00	\$9.00
----------------	---------	---------	---------	--------

- 125 - Miniature Landscape Design of a Horticulture Business
  - Live foliage and natural materials to represent landscape design. Must be in a wooden container 24" x 24" x 5" deep. All plants and accessories must be within box.
  - 50% of area must be covered with live plants, 25% natural maternal, 25% accessories.
- 150 - Miniature Landscape Design
  - Live foliage and natural materials to represent landscape design. Must be in a wooden container 24" x 24" x 5" deep. All plants and accessories must be within box.
  - 50% of area must be covered with live plants, 25% natural maternal, 25% accessories.

