



DEPARTMENT 10
4-H



Preregistration by July 11
Entering: Saturday, August 22, Noon to 4:00 P.M. only, at the 4-H building
Livestock Exhibits: Saturday, August 22, 2-4 and Sunday 10 A.M. to 4 P.M.
Superintendent – Erin Greenleaf / 4-H, 724 Phillips St., Suite 201, Stroudsburg, PA 18360-2224
Telephone: 570-421-6430 Email: monroext@psu.edu

- 1. All 4-H exhibits for the West End Fair are listed in this section.
2. All entries are limited to members of organized 4-H clubs in Monroe County under the supervision of the Penn State Extension.
3. Unless otherwise indicated, all exhibits must come from a 4-H project in which the exhibitor was officially enrolled with the Extension Office by June 1 of the current year.
4. Club members must have passed their eighth birthday but not have passed their nineteenth birthday by January 1 of the current year.
5. Exhibitors may not compete against themselves in any class.
6. All entries must have been made by the member since last year's fair.
7. All exhibits must be the work of an individual member unless the category specifies that it is a club entry.
8. There is a maximum of 20 entries in this department.
9. It is recommended that all poster entries be 14"x 22" (this is the required PA Farm Show size).
10. Displays: 3 Dimensional and free standing (if applicable)
11. Cloverbuds can only enter exhibits under Section 35 and items are not judged.
12. When a project book is used for more than one year, list on the book cover what pages have been completed in the current year (for example: some animal care and nutrition projects).
13. NOTE: All animal entries and classes must be preregistered by July 13 with the West End Fair Association.
14. Proper attire required for judging – closed toe shoes, long pants and collared shirts.
15. All animal entries are subject to the West End Fair Association health guidelines and requirements.
16. All entries MUST be registered with Extension Office by Friday, July 11th.



Section 2
Dairy Cattle

- 1. All dairy animals must be accompanied with health charts.
2. Members must be present and have charge of their animals at time of judging.
3. Each member will be allowed to show one animal per class.
4. The following classes and premiums shall apply to each of the six major dairy breeds.
1 - Ayrshire 2 - Brown Swiss 3 - Guernsey 4 - Holstein 5 - Jersey 6 - Milking Shorthorn

Table with columns: Class, PREMIUMS (1st, 2nd, 3rd, 4th, 5th). Rows include Junior heifer calf, Intermediate heifer calf, Senior heifer calf, Junior yearling heifer, Senior yearling heifer, 2 year heifer calved, Junior Champion, Reserve Junior Champion, Senior Champion, Reserve Senior Champion.

Dairy Beef Feeder Steers

(These animals are shown as beef market projects, but MUST be 100% dairy breed)
• Members may tag/show both a feeder/finisher but can only sell one during the livestock sale.

Table with columns: Class, PREMIUMS (1st, 2nd, 3rd, 4th, 5th). Rows include Feeder Prospects - light weight, Feeder Prospects - medium weight, Feeder Prospects - heavy weight, Champion Market Animal, Reserve Champion Market Animal.

Dairy Cattle Fitting and Showmanship

- 1. 4-H members may show an animal in the fitting and showing contest provided it has been carried as a project and is owned by the exhibitor.
2. The exhibitor must show the same animal in both contests.

Table with columns: Class, PREMIUMS (1st, 2nd, 3rd, 4th, 5th). Rows include Showmanship (ages 15-19, 12-14, 8-11), Fitting (ages 15-19, 12-14, 8-11).

**Section 3
Beef Cattle - Breeding**

1. Beef steers or heifer shall be free of infections and transmissible diseases.
2. Each member will be allowed to show one animal per class.
Use the following designations for breed classes:

Breed Number Code	01 Angus	05 Simmental	08 Maintainer	11 All other breeds
	02 Charolais	06 Limousine	09 Sim Genetics	
	03 Hereford (Horned or polled competing)	07 Crossbreeds	10 Texas Longhorn	
	04 Shorthorn (Horned or polled competing)			

PREMIUMS

Class	1st	2nd	3rd	4th	5th
01 Junior heifer calf born after January 1, 2026	\$30.00	\$25.00	\$20.00	\$15.00	\$10.00
02 Intermediate heifer calf born between September 1 and December 31, 2025	\$30.00	\$25.00	\$20.00	\$15.00	\$10.00
03 Summer yearling heifer born between May 1 and August 31, 2025	\$30.00	\$25.00	\$20.00	\$15.00	\$10.00
04 Junior yearling heifer born between January 1 and April 30, 2025	\$35.00	\$30.00	\$25.00	\$20.00	\$10.00
05 Senior yearling heifer born between September 1 and December 31, 2024	\$35.00	\$30.00	\$25.00	\$20.00	\$10.00
06 2 year old heifer born between January 1 and August 31, 2024	\$35.00	\$30.00	\$25.00	\$20.00	\$10.00
07 Junior Champion Female				Ribbon or Rosette	
08 Reserve Junior Champion Female				Ribbon or Rosette	
09 Senior Champion Female				Ribbon or Rosette	
10 Reserve Senior Champion Female				Ribbon or Rosette	

Beef Cattle - Market Steers

- a. Beef steer or heifer shall be free of infections and transmissible diseases.
- b. NO EXHIBITOR MAY ENTER MORE THAN ONE ANIMAL.
- c. All animals exhibited in this class shall be taped for weight prior to judging. Date and time will be posted.

PREMIUMS

Class	1st	2nd	3rd	4th	5th
11 Steer - light weight under 900 lbs.	\$30.00	\$25.00	\$20.00	\$15.00	\$10.00
12 Steer - medium weight under 901 to 1099 lbs.	\$30.00	\$25.00	\$20.00	\$15.00	\$10.00
13 Steer - heavy weight 1100 lbs. and above	\$30.00	\$25.00	\$20.00	\$15.00	\$10.00
14 Champion Steer				Ribbon or Rosette	
15 Reserve Champion steer				Ribbon or Rosette	
Prospect Class					
16 Steer/Heifers must be under 2 years of age and weigh less than 1000 lbs. at fair weigh in.	\$30.00	\$25.00	\$20.00	\$15.00	\$10.00

Beef Cattle - Fitting and Showmanship

1. Youth under 19 may show either a steer or heifer in the fitting and showing contest provided the animal is owned by the exhibitor.

PREMIUMS

Class	1st	2nd	3rd	4th	5th
17 Showmanship, exhibitors ages 15, 16, 17, 18 & 19	\$18.00	\$15.00	\$12.00	\$10.00	\$8.00
18 Showmanship, exhibitors 12,13, & 14.	18.00	15.00	12.00	10.00	8.00
19 Showmanship, exhibitors 8, 9, 10 & 11	18.00	15.00	12.00	10.00	8.00
20 Fitting, exhibitors age 15, 16, 17, 18 & 19	18.00	15.00	12.00	10.00	8.00
21 Fitting, exhibitors age 12,13 & 14.	18.00	15.00	12.00	10.00	8.00
22 Fitting, exhibitors age 8, 9, 10 & 11.	18.00	15.00	12.00	10.00	8.00

**Section 4
Sheep Breeding**

To be eligible for premiums, exhibitors must be member of the 4-H Clubs, organized under the supervision of the Pennsylvania State University Extension Service and its County Agents and must be present and have charge of their animals at the time of judging. Each member will be allowed to show 1 animal per class.

Breed Number Code	1-Cheviot	3-Dorset	5-Rambouillet	7-Texel	9-Icelandic	11-All other breeds
	2-Corriedale	4-Merino	6-Southdown	8-Katahdin	10-Hampshire	



PREMIUMS

Class Code	1st	2nd	3rd	4th	5th
01 Ram 2 years and over	\$12.00	\$10.00	\$9.00	\$7.00	\$6.00
02 Ram under 1 year	12.00	10.00	9.00	7.00	6.00
03 Ewe 2 years and over	12.00	10.00	9.00	7.00	6.00
04 Ewe 1 year and under 2	12.00	10.00	9.00	7.00	6.00
05 Ewe lamb under 1 year.	12.00	10.00	9.00	7.00	6.00
Champion Ewe				Ribbon	
Reserve Champion Ewe.				Ribbon	
08 Pair of lambs any age, either sex	12.00	10.00	9.00	7.00	6.00

Market Lambs

PREMIUMS

Class Code	1st	2nd	3rd	4th	5th
09 Pen of market lambs - 3 lambs may be wethers and/or ewes.	\$30.00	\$28.00	\$26.00	\$24.00	\$22.00
Individual market lamb					
10 light weight	30.00	28.00	26.00	24.00	22.00
11 medium weight	30.00	28.00	26.00	24.00	22.00
12 heavy weight	30.00	28.00	26.00	24.00	22.00

Sheep Fitting and Showmanship (Breeding & Market)

1. Youth under 19 may show an animal in the fitting and showing contest provided the animal is owned by the exhibitor.

Class	PREMIUMS				
	1st	2nd	3rd	4th	5th
15 Showmanship, exhibitors ages 15, 16, 17, 18 & 19	\$18.00	\$15.00	\$12.00	\$10.00	\$8.00
16 Showmanship, exhibitors 12,13, & 14	18.00	15.00	12.00	10.00	8.00
17 Showmanship, exhibitors 8, 9, 10 & 11	18.00	15.00	12.00	10.00	8.00
18 Fitting, exhibitors age 15, 16, 17, 18 & 19	18.00	15.00	12.00	10.00	8.00
19 Fitting, exhibitors age 12,13 & 14	18.00	15.00	12.00	10.00	8.00
20 Fitting, exhibitors age 8, 9, 10 & 11	18.00	15.00	12.00	10.00	8.00

Section 5 Breeding Swine



- 4-H Breeding Swine will be accepted for entry on Saturday, August 22, 2-4 pm. Breeding Swine **MUST BE REMOVED** by Tuesday at 9 am.
- Entries are limited to members of the Monroe County 4-H Livestock Clubs.
- All animal entries are subject to the West End Fair Association health guidelines and requirements. See the fair premium book for complete requirements. See Livestock Superintendent for any questions.
- Members will be allowed to show one animal per class.
- For complete project rules and requirements, members may contact their club leader or the extension office.

HEALTH REQUIREMENTS FOR SWINE

No swine showing clinical signs of contagious or infectious disease will be admitted to any show.

All show swine must be individually identified by either ear tag, ear notch, or tattoo.

An official health certificate (AAI-13), signed by an accredited veterinarian, must accompany all swine. It must state that the animal(s) show no signs of contagious or infectious diseases. The certificate must be issued within 30 days of the opening date of the show and list all animals

Breed Number Code	1 - Berkshire	3 - Yorkshire	5 - Poland China	7 - Duroc	9 - Others
	2 - Hampshire	4 - Chester White	6 - Landrace	8 - Spotted Swine	

Class Code - Name	PREMIUMS				
	1st	2nd	3rd	4th	5th
01 January Boar Pig farrowed on or after Jan. 1, 2026 and before Feb. 1, 2026	\$25.00	\$20.00	\$15.00	\$10.00	
02 February Boar Pig farrowed on or after Feb. 1, 2026 and before March 1, 2026	25.00	20.00	15.00	10.00	
03 March Boar Pig farrowed on or after March 1, 2026 and before April 1, 2026	25.00	20.00	15.00	10.00	
04 April Boar Pig farrowed on or after April 1, 2026	25.00	20.00	15.00	10.00	
07 January Sow Pig farrowed on or after Jan. 1, 2026 and before Feb. 1, 2026	25.00	20.00	15.00	10.00	
08 February Sow Pig farrowed on or after Feb. 1, 2026 and before March 1, 2026	25.00	20.00	15.00	10.00	
09 March Sow Pig farrowed on or after March 1, 2026 and before April 1, 2026	25.00	20.00	15.00	10.00	
10 April Sow Pig farrowed on or after April 1, 2026	25.00	20.00	15.00	10.00	
13 Young Herd – one boar, two sows, farrowed on or after Jan. 1, 2026	25.00	20.00	15.00	10.00	
14 Get-of-Sire. To consist of three animals, both sexes. Get of one boar (no barrows) farrowed on or after Jan. 1, 2025	25.00	20.00	15.00	10.00	
15 Produce of Dam. To consist of three animals of one sow, farrowed on or after Jan. 1, 2026	\$18.00	\$15.00	\$12.00	\$10.00	\$8.00

NOTE: The same classifications and premiums stated above are to apply to each of the following breeds:

Swine - Market Class

- 4-H Market Swine will be accepted Tuesday, August 19,, 12-2 pm
- All swine must weigh between 240-290 lbs at fair weigh in to quality for the livestock sale.
- All Market Swine exhibited shall move as all-in-nad all-out directly to a Department of USDA licensed slaughter facility following the animal exhibition and may not be diverted to premises other than the designated slaughter facility.
- Entries are limited to members of the Monroe County 4-H Livestock Club.
- All animal entries are subject to the West End Fair Association health guidelines and requirements. See the fair premium book for complete requirements. See Livestock Superintendent for any questions.
- Project animals must be barrows or gilts.
- Members will be allowed to show one animal per class.
- For complete project rules and requirements, members may contact their club leader or the extension office.

Class Code - Name	PREMIUMS				
	1st	2nd	3rd	4th	5th
Individual Swine Barrow or Gilt	\$25.00	\$20.00	\$15.00	\$10.00	
20 Light Weight	\$25.00	\$20.00	\$15.00	\$10.00	
25 Medium Weight	\$25.00	\$20.00	\$15.00	\$10.00	
30 Heavy Weight	\$25.00	\$20.00	\$15.00	\$10.00	
Pair of Swine Barrow or Gilt					
35 Light Weight, 180-200 pounds Individual Weight	\$25.00	\$20.00	\$15.00	\$10.00	
40 Medium Weight, 201-220 pounds Individual Weight	\$25.00	\$20.00	\$15.00	\$10.00	
45 Heavy Weight, 221-250 pounds Individual Weight	\$25.00	\$20.00	\$15.00	\$10.00	
50 Certified Litter Class: 2 animals farrowed after Jan. 1, any sex. Must be accompanied with certification affidavit from breed association that litter mates were certified.	\$25.00	\$20.00	\$15.00	\$10.00	
Youth under 19 may show an animal in the fitting and showing contest provided the animal is owned by the exhibitor.					
51 Showmanship - Exhibitor ages 15, 16, 17, 18 & 19	\$18.00	\$15.00	\$12.00	\$10.00	\$8.00
52 Showmanship - Exhibitor ages 12, 13 & 14	18.00	15.00	12.00	10.00	8.00
53 Showmanship - Exhibitor ages 8, 9, 10 & 11	18.00	15.00	12.00	10.00	8.00
54 Fitting - Exhibitor ages 15, 16, 17, 18 & 19	18.00	15.00	12.00	10.00	8.00
55 Fitting - Exhibitor ages 12, 13 & 14	18.00	15.00	12.00	10.00	8.00
56 Fitting - Exhibitor ages 8, 9, 10 & 11	18.00	15.00	12.00	10.00	8.00

**Section 6
Goats**



1. All goats exhibited must be accompanied by and official certificate of health.
2. Each member will be allowed to show one animal per class.
3. Members must be present and have charge of their animal during judging.
4. The following classed and premiums shall apply to the following major dairy breeds

Breed Number Code	1 - Alpine	3 - Nigerian Dwarf	5 - Saanen	7 - Oberhalsi	9 - All other purebreds
	2 - La Mancha	4 - Nubian	6 - Toggenburg	8 - Recorded Grades	

Dairy Goat Class Class Code - Name	PREMIUMS				
	1st	2nd	3rd	4th	5th
01 Kid, birth to 5 months	\$10.00	\$8.00	\$7.00	\$6.00	\$4.00
02 Kid 5 months old and under one year	10.00	8.00	7.00	6.00	4.00
03 Doe, 1 year old and under 2, not in milk	10.00	8.00	7.00	6.00	4.00
Junior Champion Doe			Ribbon or Rosette		
Reserve Junior Champion Doe			Ribbon or Rosette		
06 Dam and Daughter	10.00	8.00	7.00	6.00	4.00
07 Produce of Dam	10.00	8.00	7.00	6.00	4.00
08 Get of Sire, 3 doe that have freshened	10.00	8.00	7.00	6.00	4.00
09 Doe, 1 year old and under 2, in milk	10.00	8.00	7.00	6.00	4.00
10 Doe, 2 years old and under 3	10.00	8.00	7.00	6.00	4.00
11 Doe, 3 years old and over	10.00	8.00	7.00	6.00	4.00
Senior Champion Doe			Ribbon or Rosette		
Reserve Senior Champion Doe			Ribbon or Rosette		
Grand Champion Doe			Ribbon or Rosette		
Reserve Grand Champion Doe			Ribbon or Rosette		
16 Milking Herd, 3 doe that have freshened	10.00	8.00	7.00	6.00	4.00

1. The Senior Champion class will consist of winners in classes, 9, 10 and 11.
2. The Junior Champion class will consist of winners in classes, 1, 2, and 3.
1. The Grand Champion class will consist of best of breed in each division.

Market/Meat Goats

1. Entries are limited to members of the Monroe County 4-H Livestock Clubs.
2. Maximum of 3 meat goats (1 per division).
3. All market goats must have a full set of kid teeth. Any animal displaying yearling teeth will be disqualified.
4. Project animals must be wethers or does for the market goat project.
5. Goats must be born after November 1 of the year prior to the project year and in member's possession by May 1 of the project year.
6. Minimum weight for market goats will be 65lbs. and may not exceed 120 lbs.
7. Market goats cannot be shown in both market and breeding classes.
8. All animal entries are subject to the West End Fair Association health guidelines and requirements.
9. For complete project rules and requirements, members may contact their club leader or the extension office.
10. All goats must be ear tagged with an official USDA scrapies program ear tag.
11. Members will be allowed to show one animal per class.
12. Weight divisions will be determined after final weigh-in.

Market/Meat Goat Class Class Code - Name	PREMIUMS				
	1st	2nd	3rd	4th	5th
17 Light Weight (65-83 lbs)	\$10.00	\$8.00	\$7.00	\$6.00	\$4.00
18 Medium Weight (84-102 lbs)	\$10.00	\$8.00	\$7.00	\$6.00	\$4.00
19 Heavy Weight (103-120 lbs)	\$10.00	\$8.00	\$7.00	\$6.00	\$4.00
20 Showmanship - Exhibitor ages 15, 16, 17, 18 & 19	\$10.00	\$8.00	\$7.00	\$6.00	\$4.00
25 Showmanship - Exhibitor ages 12, 13 & 14	\$10.00	\$8.00	\$7.00	\$6.00	\$4.00
30 Showmanship - Exhibitor ages 8, 9, 10 & 11	\$10.00	\$8.00	\$7.00	\$6.00	\$4.00
Grand Champion Showmanship	\$10.00	\$8.00	\$7.00	\$6.00	\$4.00
35 Fitting - Exhibitor ages 15, 16, 17, 18 & 19	\$10.00	\$8.00	\$7.00	\$6.00	\$4.00
40 Fitting - Exhibitor ages 12, 13 & 14	\$10.00	\$8.00	\$7.00	\$6.00	\$4.00
45 Fitting - Exhibitor ages 8, 9, 10 & 11	\$10.00	\$8.00	\$7.00	\$6.00	\$4.00
Grand Champion Fitting				Rosette	

Market Breeding Goats

50 Buck - under 1 year	\$10.00	\$8.00	\$7.00	\$6.00	\$4.00
55 Buck - 2 years and over	\$10.00	\$8.00	\$7.00	\$6.00	\$4.00
60 Doe Kid - under 3 months, born after May 1, 2026	\$10.00	\$8.00	\$7.00	\$6.00	\$4.00
65 Doe Kid - 3 to 6 months, born 2/1/2026 to 4/30/26	\$10.00	\$8.00	\$7.00	\$6.00	\$4.00
70 Doe Kid - 9 to 12 months, born 8/1/2025 to 10/31/25	\$10.00	\$8.00	\$7.00	\$6.00	\$4.00
Junior Champion Doe Kid			Ribbon		
Reserve Junior Champion Doe Kid			Ribbon		
75 Yearling Doe - 12 and under 18 months, born 2/1/25 to 7/31/25	\$10.00	\$8.00	\$7.00	\$6.00	\$4.00
80 Yearling Doe - 18 and under 24 months, born 8/1/24 to 1/31/25	\$10.00	\$8.00	\$7.00	\$6.00	\$4.00
Yearling Champion Doe			Ribbon		
Reserve Yearling Champion Doe			Ribbon		
85 Senior Doe - 2 and under 3 years, born 8/1/23 to 7/31/24	\$10.00	\$8.00	\$7.00	\$6.00	\$4.00
90 Senior Doe - 3 and under 4 years, born 8/1/22 to 7/31/23					
95 Aged Doe - 4 years and older, born before 8/1/22	\$10.00	\$8.00	\$7.00	\$6.00	\$4.00
Senior Champion Doe			Ribbon		
Reserve Senior Champion Doe			Ribbon		
Grand Champion Doe			Ribbon		
Reserve Grand Champion Doe			Ribbon		
Supreme Champion Doe			Ribbon		

100 Doe - owned and bred by exhibitor	\$10.00	\$8.00	\$7.00	\$6.00	\$4.00	
105 Get of Sire, 3 offspring of same doe, any age offspring	\$10.00	\$8.00	\$7.00	\$6.00	\$4.00	
110 Produce of Dame, 2 offspring of same doe, any age offspring	\$10.00	\$8.00	\$7.00	\$6.00	\$4.00	
115 Showmanship - Exhibitor ages 15, 16, 17, 18 & 19	\$10.00	\$8.00	\$7.00	\$6.00	\$4.00	
120 Showmanship - Exhibitor ages 12, 13 & 14	\$10.00	\$8.00	\$7.00	\$6.00	\$4.00	
125 Showmanship - Exhibitor ages 8, 9, 10 & 11	\$10.00	\$8.00	\$7.00	\$6.00	\$4.00	
Grand Champion Showmanship						Ribbon
Reserve Champion Showmanship						Ribbon
130 Fitting - Exhibitor ages 15, 16, 17, 18 & 19						Ribbon
135 Fitting - Exhibitor ages 12, 13 & 14						Ribbon
140 Fitting - Exhibitor ages 8, 9, 10 & 11						Ribbon
Grand Champion Fitter						Ribbon
Reserve Champion Fitter						Ribbon

Section 8

Poultry

- Class is open to any member currently enrolled in the poultry project. Entry must be owned and cared for by the exhibitor.
- Regulations: Ruled and regulations governing open classed will apply to 4-H classes.
- It is desirable that exhibitors be present for judging of exhibits.
- Entries limited to one per class.
- Need breed code and sex of bird for each class entered.


Poultry Activities

Class Code - Name	PREMIUMS				
	1st	2nd	3rd	4th	5th
Level 1: Scratching the Surface					
50 Poster about types of poultry feed	\$5.00	\$4.50	\$4.00	\$3.50	\$3.00
51 Photo demonstration of bird washing					
52 Poster labeling external parts					
53 Poster describing types of combs					
54 Poster labeling parts of a feather					
55 Poster showing how to get a bird in and out of a cage					
56 Poster of hazards in the coop					
57 Wreath made out of paper feathers, focusing on the 6 feather patterns					
58 Chicks made out of poms poms to illustrate different breeds					
Level 2: Testing your wings	\$5.00	\$4.50	\$4.00	\$3.50	\$3.00
60 Poster on bird behavior/pecking order					
61 Poster comparing 3 different feed tags					
62 Poster of hen's reproductive tract					
63 Poster of a healthy vs. unhealthy bird					
64 Poster of common diseases in poultry					
65 Poster of medicines safe for poultry					
Level 3: Flocking together	\$5.00	\$4.50	\$4.00	\$3.50	\$3.00
70 Poster on showmanship					
71 Poster on poultry genetics					
72 Poster showing chicken DNA					
73 Poster showing how to prevent diseases					
74 Develop a scrapbook of poultry related current events					
75 Develop a management plan for a small brooder or commercial breeding flock					

Embryology

Classroom Embryology (school enrichment)

Class Code - Name	PREMIUMS				
	1st	2nd	3rd	4th	5th
30 Poster (Small - 8.5x11") displaying any phase of embryology project	\$5.00	\$4.50	\$4.00	\$3.50	\$3.00
35 Poster (Large - 14x22") displaying any phase of embryology project					
40 Project Book					
45 Journal					
88 Poster of 6 problems brooding chicks					
90 Poster on equipment needed to hatch eggs					
91 Decorating fake eggs – using ONLY plastic, paper mache, ceramic, or paper-based eggs)					



Section 8-1
Bantams Single Comb Clean Legged

<u>Class Code</u>	<u>Breed</u>	<u>Variety</u>	<u>Class Code</u>	<u>Breed</u>	<u>Variety</u>
11	Ancona		101	Holland	Barred
21	Andalusian	Blue	102		White
31	Australorp	Black	111	Japanese	Barred
41	Campine	Golden	112		Black
42	Silver	113			Black Tailed Buff
51	Catalana	Buff	114		Black Tailed White
61	Delaware		115	Japanese	Brown Red
71	Dorking	Silver Gray	116	Japanese	Gray (Birchen)
72	Colored		117	Japanese	Mottled
81	Dutch	Black	118	Japanese	Wheaten
82		Blue Cream Light	119	Japanese	White
83		Blue Light Brown	121	Java	Black
84		Cream Light Brown	122		Mottled
85		Light Brown	131	Jersey Giant	Black
86		Silver	132		White
91	Frizzle	Clean Legged	141	Lakenvelder	
92		Feather Legged	151	Lamona	White

<u>Class Code</u>	<u>Breed</u>	<u>Variety</u>	<u>Class Code</u>	<u>Breed</u>	<u>Variety</u>
160	Leghorn	Barred	222		Blue
161		Black	223		Buff
162		Black Tailed Red	224		White
163		Buff	231	Phoenix	Golden
164		Columbian	232		Silver
165		Dark Brown	241	Plymouth Rock	Barred
166		Golden	242		Black
167		Light Brown	243		Blue
168		Red	244		Buff
169		Silber	245		Columbian
170		White	246		Part ridge
181	Minorca	Black	247		Silver Penciled
182		Buff	248		White
183		White	251	Rhode Island Red	Single Comb
191	Naked Neck	Black	260	Serama	White
192		Buff	261	Spanish	White Faced Black
193		Red	271	Sussex	Light
194		White	272		Red
201	Nankin		273		Speckled
211	New Hampshire	Red	281	Welsummer	Partridge
221	Orpinton	Black			

Rose Comb Clean Legged

<u>Class Code</u>	<u>Breed</u>	<u>Variety</u>	<u>Class Code</u>	<u>Breed</u>	<u>Variety</u>
291	Ancona		351	Minorca	Black
301	Belgian Bearded d'Anver	Black	352		White
302		Blue	353		Buff
303		Cuckoo	361	Nankin	
304		Mille Fleur	371	Redcap	
305		Mottled	381	Rhode Island Red	Rose Comb
306		Porcelain	391	Rose Comb	Black
307		Quail	392		Blue
308		Self Blue	393		White
309		White	401	Sebright	Golden
311	Dominique				Silver
321	Dorking	Silver Gray	411	Wyandotte	Black
322		White	412		Blue
331	Hamburg	Black	413		Buff
332		Golden Penciled	414		Buff Columbian
333		Golden Spangled	415		Columbian
334		Silver Penciled	416		Golden Laced
335		Silver Spangled	417		Partridge
336		White	418		Silver Laced
341	Leghorn	Black	419		Silver Penciled
342		Buff	420		White
343		Dark Brown			
344		Light Brown			
345		Silver			
346		White			

**Game
Bantams**

<u>Class Code</u>	<u>Breed</u>	<u>Variety</u>	<u>Class Code</u>	<u>Breed</u>	<u>Variety</u>	
431	Modern Game	Birchen	471	Old English	Birchen	
432		Black	472		Black	
433		Black Breasted Red	473		Black Breasted Red	
434		Blue	474		Black Ttailed Buff	
435		Blue Breasted Red	475		Blue	
436		Brown Red	476		Blue Brassy Bck	
437		Golden Duckwing	477		Blue Breasted Red	
438		Lemon Blue	478		Blue Golden Duckwing	
439		Red Pyle	479		Blue Silver Duckwing	
440		Silver Blue	480		Brassy Back	
441		Silver Duckwing	481		Brown Red	
442		Splash	482		Columbian	
443		Wheaten	483		Crele	
444		White	484		Cuckoo	
451		American Game	Birche n		485	Fawn Silver Duckwing
452			Black		486	Ginger Red
453	Black Breasted Red		487	Lemon Blue		
454	Blue		488	Mille Fleur		
455	Blue Red		489	Quail		
456	Brown Red		490	Red Pyle		
457	Golden Duckwing		491	Self Blue		
458	Red Pyle		492	Silver Blue		
459	Silver Duckwing		493	Silver Duckwing		
460	White		494	Spang led		
		495	Wheaten			
		496	White			

**Other Combs Clean
Legged**

<u>Class Code</u>	<u>Breed</u>	<u>Variety</u>	<u>Class Code</u>	<u>Breed</u>	<u>Variety</u>	
501	Ameraucana	Black	561	Houdans	Mottled	
502		Blue	562		White	
503		Blue Wheaten	571		La Fleche	Black
504		Brown Red	581		Malay	Black
505		Buff	582			Black Breasted Red
506		Silver	583			Red Pyle
507		Wheaten	584			Spangled
508		White	585			Wheaten
511	Araucana	Black	586		White	
512		Black Breasted Red	591	Polish	Bearded Buff Laced	
513		Golden Duckwing	592		Beard ed Golden	
514		Silver Duckwing	593		Beard ed Silver	
515		White	594		Bearded White	
521	Buckeye-Pea Comb		595		Non-Bearded Silver	
531		Chantecler	596	Non-Bearded White		
532		White	594	Bearded White		
541	Cornish	Black	595	Non-Bearded Silver		
542		Blue Laced Red	596	Non-Bearded White		
543		Buff	597	Non-Bearded White Crested Black		
544		Dark	598	Non-Beard ed White Crested Blue		
545		Mottled	601	Shamo	Black	
546		Spangler	602		Dark	
547		White	603		Wheaten	
548			White Laced Red	611	Sicilian	Buttercup
551	Crevecoeu	Black	621	Sumatra	Black	
552	Cubulaya	Black	622		Blue	
553		Black Breasted Red	631	Yokohama	Red Shoulder	
554		White	632		White	
561	Houdans	Mottled				
562		White				

**Feather
Legged**

<u>Class Code</u>	<u>Breed</u>	<u>Variety</u>	<u>Class Code</u>	<u>Breed</u>	<u>Variety</u>	
641	Belgian Bearded d'Uccle	Bearded Black	679		Mottled	
642		Bearded Golden Neck	680		Partridge	
643		Bearded Mille Fleur	681		Red	
644		Bearded Mottled	682		Silver Laced	
645		Bearded Porcelain	683		White	
646		Bearded Self Blue	691	Faverolle	Salmon	
647		Bearded White	692		White	
651	Booted Belgian d'Uccle	Non Bearded Black	701	Langshan	Black	
652		Non Bearded Mille Fleur	702		Blue	
653		Non Bearded Porcelain	703		White	
654		Non Bearded Self Blue	711	Silkie	Bearded Black	
655		Non Bearded White	712		Bearded Blue	
661	Brahma	Buff	713		Bearded Buff	
662		Dark	714		Bearded Gray	
663		Light	715		Bearded Partridge	
671	Cochin	Barred	716		Bearded Splash	
672		Birchen	717		Bearded White	
673		Black	718		Non-Bearded Blue	
674		Blue	719		Non-Bearded Buff	
675		Brown Red	720		Non-Bearded Gray	
676		Buff	721		Non-Bearded Partridge	
677		Columbian	722		Non-Bearded White	
678		Golden laced	731	Sultan		White

Class Code

1-Cock
2-Hen
3-Cockerel
4-Pullet

07-Breeding Trio

1. Rooster and two hens of breeding age.
2. Cannot compete in a single entry class.
3. All breeds compete together.

**Section 8-2
Standard Chickens**

<u>Class Code</u>	<u>Breed</u>	<u>Variety</u>	<u>Class Code</u>	<u>Breed</u>	<u>Variety</u>
11	Buckeye	Buff	105		Silver Penciled
21	Chantecler	Partridge	106		Buff
22		White	107		White
31	Delaware		111	Rhode Island Red	Rose Comb
41	Dominique		112		Single Comb
51	Holland	Barred	121	Rhode Island White	Rose Comb
52		White	131	Wyandotte	Black
61		Java	Black	132	
62		Mottled	133		Buff
71	Jersey Giant	Black	134		Columbian
72		Blue	135		Golden Laced
73		White	136		Partridge
81		Lamona	White	137	
91	New Hampshire		138		Silver Penciled
101	Plymouth Rock	Barred	139		White
102		Blue			
103		Columbian			
104		Partridge			

Asiatic Breeds

<u>Class Code</u>	<u>Breed</u>	<u>Variety</u>	<u>Class Code</u>	<u>Breed</u>	<u>Variety</u>
141	Brahma	Buff	158		Silver Laced
142		Dark	159		Splash
143		Light	160		White
151	Cochin	Barred			
152		Black	161	Lagshan	Black
153		Blue	162		Blue
154		Broewn	163		White
155		Buff			
156	Golden Lace				
157	Partridge				

English Breeds

<u>Class Code</u>	<u>Breed</u>	<u>Variety</u>	<u>Class Code</u>	<u>Breed</u>	<u>Variety</u>
171	Ancona	Rose Comb	231	Orpington	Black
172		Single Comb	232		Blue
181	Andalusian	Blue	233		Buff
191	Australorp	Black	234		White
201	Catalanas	Buff	241	Redcap	
211	Cornish	Buff	251	Sussex	Light
212		Dark	252		Red
213		White	253		Speckled
214		White Laced Red			
221	Dorking	Colored			
222		Red			
223		Silver-Gray			
224		White			

Mediterranean Breeds

<u>Class Code</u>	<u>Breed</u>	<u>Variety</u>	<u>Class Code</u>	<u>Breed</u>	<u>Variety</u>
261	Leghorn	Rose Comb - Black	277		-Light Brown
262		- Buff	278		-Red
263		- Dark Brown	279		-Silver
264		- Light Brown	280		-White
265		- Silver	291	Minorca	Rose Comb - Black
266		- White	292		- White
271	Leghorn	Single Comb - Black	293		Single Comb - Black
272		- Black Tail Red	294		- Buff
273		- Buff	295		- White
274		- Columbian			
275		- Dark Brown	301	Sicilian Buttercups	
276		- Golden	311	Spanish	White Faced Black

Continental Breeds

<u>Class Code</u>	<u>Breed</u>	<u>Variety</u>	<u>Class Code</u>	<u>Breed</u>	<u>Variety</u>
321	Barnevelders	Partridge	401	Marans	Black Copper
331	Campine	Golden	402		Blue Copper
332		Silver	403		Cuckoo
341	Crevecoeur	Black	404		Wheaten
351	Faverolles	Salmon	405		White
352		White	411	Polish	Bearde d Buff Laced
361	Hamburg	Black	412		Bearde d Golden
362		Golden Penciled	413		Bearde d Silver
363		Golden Spangled	414		Bearde d White
364		Silver Penciled	415		Non-Bearde d Black Crested White
365		Silver Spangled	416		Non-Bearde d Buff Laced
366		White	417		Non-Bearde d Golden
371	Houdan	Mottled	418		Non-Bearde d Silver
372		White	419		Non-Bearde d White
381	La Fleche	Black	420		Non-Bearde d White Crested Black
391	Lakenvelder		421		Non-Bearde d White Crested Blue
			431	Welsummers	

All Other Standard Breeds

<u>Class Code</u>	<u>Breed</u>	<u>Variety</u>	<u>Class Code</u>	<u>Breed</u>	<u>Variety</u>
441	Ameraucana	Black	501	Old English Game	Black
442		Blue	502		Black Breasted Red
443		Blue Wheaten	503		Blue Breasted Red
444		Brown Red	504		Blue Golden Duckwing
445		Buff	505		Blue Silver Duckwing
446		Silver	506		Brown Red
447		Wheaten	507		Crete
448		White	508		Golden Duckwing
451	Araucana	Black	509		Lemon Blue
452		Black Breasted Red	510		Red Pyle
453		Golden Duckwing	511		Self Pyle
454		Silver Duckwing	512		Silver Duckwing
455		White	513		Spangled
461	Aseel	Black Breasted Red	514		White
462		Dark	521	Phoenix	Golden
463		Spangled	522		Silver
464		Wheaten	531	Shamo	Black

All Other Standard Breeds (continued)

<u>Class Code</u>	<u>Breed</u>	<u>Variety</u>	<u>Class Code</u>	<u>Breed</u>	<u>Variety</u>
465		White	532		Black Breasted Red
471	Cubulaya	Black	533		Dark
472		Black Breasted Red	534		Wheaten
473		White	541	Sultan	White
481	Malay	Black	551	Sumatra	Black
482		Black Breasted Red	552		Blue
483		Red Pyle	561	Yohohama	Red Shoulder
484		Spangled	562		White
485		Wheaten			
486		White			
491	Modern Game	Birchen			
492		Black			
493		Black Breasted Red			
494		Brown Red			
495		Golden Duckwing			
496		Red Pyle			
497		Silver Duckwing			
498		Wheaten			
499		White			

<u>Class Code</u>		
1-Cock	07-Breeding Trio	
2-Hen	1. Rooster and two hens of breeding age.	
3-Cockerel	2. Cannot compete in a single entry class.	
4-Pullet	3. All breeds compete together.	

**Section 8-3
Ducks**

Heavyweight

<u>Class Code</u>	<u>Breed</u>	<u>Variety</u>	<u>Class Code</u>	<u>Breed</u>	<u>Variety</u>
11	Appleyard	Silver	43		Chocolate
21	Aylesbury	White	44		White
31	Pekin	White	51	Peking	White
41	Muscovy	Black	61	Rouen	Gray
42		Blue	71	Saxony	

Mediumweight

<u>Class Code</u>	<u>Breed</u>	<u>Variety</u>	<u>Code</u>	<u>Breed</u>	<u>Variety</u>
81	Buff	Buff	102		White
91	Cayuga	Black	111	Swedish	Blue
101	Crested	Black			

Lightweight

<u>Class Code</u>	<u>Breed</u>	<u>Variety</u>	<u>Class Code</u>	<u>Breed</u>	<u>Variety</u>
121	Campbell	Khaki	144		Chocolate
131	Magpie	Black & White	145		Cumberland Blue
132		Blue & White	146		Fawn & White
141	Runner	White	147		Gray
142		Black	148		Penciled
143		Buff	151	Welsh Harlequin	Silver

Bantam

<u>Class Code</u>	<u>Breed</u>	<u>Variety</u>	<u>Class Code</u>	<u>Breed</u>	<u>Variety</u>
161	Call	Blue Billed	167		Snowy
162		Buff	168		White
163		Butterscotch	171	East Indie	Black
164		Chocolate	181	Mallard	Gray
165		Gray	182		Snowy
166		Pastel			

<u>Class Code</u>		
1 Old Drake	07-Breeding Trio	
2 Old Hen	1. Drake and two hens of breeding age.	
3 Young Drake	2. Cannot compete in a single entry class.	
4 Young Hen	3. All breeds compete together.	

**Section 8-4
Geese**

Heavyweight

<u>Class Code</u>	<u>Breed</u>	<u>Variety</u>	<u>Class Code</u>	<u>Breed</u>	<u>Variety</u>
11	African	Brown	31	Toulouse	Buff
12		White	32		Gray
21	Embden	White			

Medium weight

<u>Class Code</u>	<u>Breed</u>	<u>Variety</u>	<u>Class Code</u>	<u>Breed</u>	<u>Variety</u>
41	American Buff	Buff	71	Sebastopol	Colored
51	Pilgrim	Sex-linked	72		White
61	Pomeranian	Buff Saddleback	81	Steinbacher	Blue
62		Gray Saddleback			

Lightweight

<u>Class Code</u>	<u>Breed</u>	<u>Variety</u>			
91	Canadian	Eastern	121	Tufted Roman	White
101	Chinese	Brown			
102		White			
111	Egyptian	Colored (Brown)			

<u>Class Code</u>		
01	Old Gander	7-Breeding Pair
02	Old Hen	1. Gander and one hen of breeding age.
03	Young Gandere	2. Cannot compete in a single entry class
04	Young Hen	3. All breeds compete together

**Section 8-5
Guineas**

<u>Class Code</u>	<u>Breed</u>	<u>Variety</u>	<u>Class Code</u>	<u>Breed</u>	<u>Variety</u>
11	Guineas	Blonde	23		Pearl Gray
12		Brown	24		Pewter
13		Bronze	25		Pied
14		Buff	26		Pinto
15		Buff Dundotte	27		Porcelain
16		Chocolate	28		Powder Blue
17		Coral Blue	29		Royal Blue
18		Ivory	30		Sky Blue
19		Jumbo Pearl	31		Slate
20		Lavender	32		Violet
21		Opaline	33		White
22		Pastel			

<u>Class Code</u>		
01	Cock	07-Breeding Trio
02	Hen	1. Rooster and two hens of breeding age.
03	Cockerel	2. Cannot compete in a single entry class
04	Pullet	3. All breeds compete together

**Section 8-6
Peafowl**

<u>Class Code</u>	<u>Breed</u>	<u>Class Code</u>	<u>Breed</u>
11	Black Shoulder	19	Oaten
12	Bronze	20	Opal
13	Burmese Green	21	Peach
14	Cameo	22	Pied
15	Charcoal	23	Purple
16	Jade	24	Spalding
17	Java Green	25	White
18	India Blue	26	White Eyed




<u>Class Code</u>		<u>Class Code</u>	
11	Male 1 year old	15	Male 3 year old
12	Female 1 year old	15	Female 3 year old
13	Male 2 year old	15	Male 4 year old
14	Female 2 year old	15	Female 4 year old

1. A ll peafowl must be registered by July 18 in order to have proper housing for entries.
2. A ll entries are single entry classes – either male or female
3. A ll entries must be over one year of age.

**Section 8-7
Turkeys**

<u>Class Code</u>	<u>Breed</u>	<u>Variety</u>	<u>Class Code</u>	<u>Breed</u>	<u>Variety</u>
11	Beltsville -White	Heavy Weight	51	Midget White	
12		Medium Weight	61	Narragansett	
13		Light Weight	71	Royal Plam	Black
21	Black		72		Blue
31	Bourbon Red		81	Slate	
41	Bronze	Broad Breasted	91	White Holland	
42		Heritage			

<u>Class Code</u>		<u>6-Breeding Pair</u>
1	Old Tom	1. Tom and hen of breeding age.
2	Old Hen	2. Cannot compete in a single entry class
3	Young Tom (Jake)	3. All breeds compete together
4	Young Hen	




**Section 8-9
Showmanship**

- Poultry Showmanship Rules:
1. All entries must be made by a currently enrolled 4-H member.
 2. Bird used in showmanship must be owned and cared for by the exhibitor.
 3. Exhibitors will be judged on their ability to handle and examine poultry, the exhibitor's knowledge of poultry, appearance and actions. Knowledge tested will be age appropriate and consists of questions related to breeds, classes and standard care and management of poultry.

<u>Class Code</u>	<u>PREMIUMS</u>				
	1st	2nd	3rd	4th	5th
13 Exhibitor ages 15, 16, 17, 18 & 19	\$10.00	\$8.00	\$6.00	\$4.00	\$3.00
14 Exhibitor ages 12, 13 & 14	\$10.00	\$8.00	\$6.00	\$4.00	\$3.00
15 Exhibitor ages 8, 9, 10 & 11	\$10.00	\$8.00	\$6.00	\$4.00	\$3.00

**Section 8-10
Eggs**

<u>Class Code</u>	<u>PREMIUMS</u>				
	1st	2nd	3rd	4th	5th
One dozen brown eggs					
1 Large (24-26 inclusive)	\$3.00	\$2.50	\$2.00	\$1.50	\$1.00
5 Medium (21-23 inclusive)	\$3.00	\$2.50	\$2.00	\$1.50	\$1.00
One dozen white eggs					
10 Large (24-26 inclusive)	\$3.00	\$2.50	\$2.00	\$1.50	\$1.00
15 Medium (21-23 inclusive)	\$3.00	\$2.50	\$2.00	\$1.50	\$1.00
One dozen tinted eggs					
20 Large (24-26 inclusive)	\$3.00	\$2.50	\$2.00	\$1.50	\$1.00
25 Medium (21-23 inclusive)	\$3.00	\$2.50	\$2.00	\$1.50	\$1.00





**OWNER ENDORSED AVIAN HEALTH CERTIFICATE
 AND BIOSECURITY STATEMENT**

Introduction: Highly pathogenic avian influenza is a fatal and contagious disease of poultry and has led to the loss of more than 100 million birds in the United States since 2022. The virus causing this disease can be spread by infected wild and domestic birds, on products such as feathers and eggs, on clothing, vehicles, equipment, and other fomites such as packing materials, and through the air. However, if all protocols for reducing the risk of spreading disease are followed, market birds, non-poultry, hatchlings, and avian products, including unfertilized and fertilized eggs and ornamental feathers may be exhibited or displayed, in accordance with the standards established under the Department’s *General Quarantine Order; 2025 Exhibition of Market Birds, Non-Poultry, Hatchlings, Feathers, and Eggs*.

A completed *Owner Endorsed Avian Health Certificate and Biosecurity Statement* must accompany market birds, non-poultry, hatchlings, and avian products, including unfertilized and fertilized eggs and ornamental feathers, to a Pennsylvania Venue or Fair within the Commonwealth of Pennsylvania which is sponsored by or receives funding from the Pennsylvania Department of Agriculture pursuant to the Pennsylvania Agricultural Fair Act (act of July 8, 1986, P.L. 437, No. 92)(3 P.S. §§ 1501- 1510). The certificate must be presented to exhibition management prior to cooping of market birds and non-poultry, or display of hatchlings and avian products, including unfertilized and fertilized eggs and ornamental feathers. The form must be endorsed with the signature of the owner of the market birds, non-poultry, hatchlings, and avian products, including unfertilized and fertilized eggs and ornamental feathers.

The following information is required:

1. Exhibition Information:

a. Name of exhibition: _____

b. Address of exhibition: _____
 Street, Route, or Box Number

 City State Zip

2. Owner Information:

a. Owner and exhibitor name: _____

b. Owner and exhibitor address: _____
 Street, Route, or Box Number

 City State Zip

c. Owner and exhibitor telephone number: (____) _____

d. Owner email address: _____



3. Verification of Biosecurity: Biosecurity measures for all market birds, non-poultry, hatchlings, and avian products, including unfertilized and fertilized eggs and ornamental feathers being exhibited or displayed include a biosecurity plan which is followed on the premises where the source flock is located, to include at minimum:

- a. Visitors to bird housing areas are restricted.
- b. Anyone visiting the bird housing area should have clean clothing and should have used hand sanitizer or washed their hands before handling birds, feathers, eggs, or related equipment.
- c. Designated footwear or footwear that has been cleaned and disinfected is worn in the bird housing area by anyone entering the area. A clear line of separation exists at the entrance to the bird housing area.
- d. All ornamental feathers and unfertilized and fertilized eggs for exhibition are maintained in a biosecure manner, separate from birds and other avian products, prior to entry into the exhibition.
- e. All conveyances, including transport vehicles, coops, crates, boxes, and other containers used to transport market birds, non-poultry, hatchlings, and avian products, including unfertilized and fertilized eggs and ornamental feathers to an exhibition are cleaned to be free of visible manure, litter, or other debris.
- f. All coops, crates, boxes, and other containers used to transport market birds, non-poultry, hatchlings, and avian products, including unfertilized and fertilized eggs and ornamental feathers to an exhibition shall be disinfected with a product effective against the avian influenza virus and allowed to dry before use.
- g. All exhibitors should follow the current biosecurity guidelines: *Keeping Your Show Animals Healthy-Guidelines for Exhibitors*.

4. Owner Endorsement:

I certify that the above information represents a true and accurate statement regarding my market birds, non-poultry, hatchlings, and avian products, including unfertilized and fertilized eggs and ornamental feathers, and their home flock(s). I further attest and affirm that a Veterinarian Client Patient Relationship as that phrase is defined in the Act relating to Animal Exhibition Sanitation found at 3 Pa.C.S.A. § 2501 *et seq.* and any amendments thereto exists with regard to any market birds, non-poultry, hatchlings, and avian products, including unfertilized and fertilized eggs and ornamental feathers which I will be exhibiting.

5. Owner Printed Name: _____

6. Owner Signature: _____ **Date:** _____

For questions, please contact the Department by email (RA-ahds@pa.gov), by fax (717-787-1868), or mail at the address below.

Pennsylvania Department of Agriculture/Bureau of Animal Health and Diagnostic Services
 2301 N. Cameron St./Harrisburg, PA 17110

To report illness or unusual mortality in your flock, please call the Pennsylvania Department of Agriculture at 717-772-2852, option 1 (24/7).

**Section 9
Rabbits**

- Class is open to any member currently carrying a 4-H rabbit project. The exhibit must be raised by the exhibitor and be related to his current project. Entries are limited to one per class.
- Ownership: No boy or girl shall be eligible who does not care for his own rabbits.
- Unsuitable rabbits: 4-H supervisors will be responsible to eliminate any rabbit not in suitable condition to show.
- Regulations: Rules and regulations governing open classes will apply to 4-H classes.
- It is desirable that exhibitors be present for judged verbal evaluation of exhibits.

Purebred rabbits (any breed recognized by the American Rabbit Breeders Assn.)

Classes for breeds maturing maximum 9 lbs.		Premiums	6.00	5.00	4.00	3.00	2.00
01	Senior buck (6 months and over)						
02	Senior doe (6 months and over)						
03	Junior buck (3 to 6 months)						
04	Junior doe (3 to 6 months)						
Classes for breeds maturing 9 lbs. or over		Premiums	8.00	6.00	5.00	4.00	3.00
05	Senior buck (8 months and over)						
06	Senior doe (8 months and over)						
07	Intermediate buck (6 to 8 months of age)						
08	Intermediate doe (6 to 8 months of age)						
09	Junior buck (3 to 6 months of age)						
10	Junior doe (3 to 6 months of age)						
20	Meatpen: to consist of 3 rabbits, 69 days or under, weight not over 5 lbs. each rabbit	6.00	5.00	4.00	3.00	2.00	
30	Cavy (Guinea pig or Hamster)	5.00	4.00	3.00	2.00	1.00	

Rabbit Showmanship

- All entries must be made by a currently enrolled 4-H member.
- Rabbit used in showmanship must be owned and cared for by the exhibitor.
- Exhibitors will be judged on their ability to handle and examine their rabbits, and the exhibitor's knowledge of rabbits appearance and actions. Knowledge tested will be age appropriate and consist of questions related to breeds, classes and standard care and management of rabbits.

40	Ages 15-19 (Senior)	10.00	8.00	6.00	4.00	3.00
50	Ages 12-14 (Intermediate)	10.00	8.00	6.00	4.00	3.00
60	Ages 8-11 (Junior)	10.00	8.00	6.00	4.00	3.00

Section 13 - Vegetables

1. In selecting vegetables for exhibition, choose such specimens that would bring the highest market price. Do not select the largest; select medium size specimens. If at all possible, do not mix varieties.
2. The following factors are generally used by an expert vegetable judge:
 1. Trueness to variety type. If at all possible, pick the specimens from one variety.
 2. Uniformity in shape, size, and color.
 3. Be sure to pick out a perfect specimen, then select the others as similar to it as possible. Never mix specimens of different maturity.
 4. Protect from dirt, disease, infection, and mechanical damage. Select specimens that are perfect and show no blemishes of any kind.
 5. Condition and maturity. Be sure that exhibits are of high quality.
 6. Potatoes should not be washed. Remove soil using a soft cloth or brush.
 7. Tomatoes should have stems removed. Carrots, beets, etc. should have tops (leaves) removed from vegetables leaving about (2) two inches of stems.
3. Read premium material, carefully following all rules and regulations. If an entry calls for five specimens, be sure to exhibit that number; do not enter four or six. In any instance, your exhibits will be disqualified if the correct number of specimens is not entered.
 1. Project I - Maximum 6 entries in this section , plus entry 45, 46, 47
 2. Project II - Maximum 10 entries in this section, plus entry 45, 46, 47
 3. Project III- Maximum 15 entries in this section, plus entry 45, 46, 47 (Project III is highest level - may be repeated until end of 4-H involvement)



Class	PREMIUMS	\$6.00	\$5.00	\$4.00	\$3.00	\$2.00
Beans, green (20)	120	Cabbage-red types (1 head)				
01 - Bush, flat pods		Carrots (5 topped)				
05 - Bush, round pods		125 - Half long, pointed				
10 - Pole, flat pods		130 - Half long, stump rooted				
15 - Pole, round pods		135 - Long				
20 - Purple		140 - Midget				
Beans, yellow (20)		Cauliflower (1 head)				
25 - Bush, flat pods		145 - White types				
30 - Bush, round pods		150 - Purple types				
35 - Pole, flat pods		Celery (1 plant in soil)				
40 - Pole, round pods		155 - Green				
Beans, Lima (20)		160 - Yellow				
45 - Bush, large seeded		Corn (sweet) 5 ears, husks on				
50 - Bush, small seeded		165 - White hybrids				
55 - Pole limas		170 - Yellow hybrids				
60 Beans, soy (1/2 pint shelled)		175 - Yellow/white				
Beets (5)		180 - Popcorn				
65 - Red globe shapes		185 - Indian Corn				
70 - Half long		Cucumbers (5 spec.)				
75 - Yellow		190 - Pickling (under 3")				
80 Broccoli (1 head)		195 - Pickling (3-5")				
85 Brussels Sprouts (1 pint)		200 Cucumbers, slicing (over 5") 5 spec.				
Cabbage (1 head)		Eggplant (1)				
90 - Danish ballhead types		205 - Oval				
95 - Domestic round		210 - Chinese				
100 - Flat types		Endive (1 plant)				
105 - Early pointed		215 - Broad leafed				
110 - Savoy types		220 - Green curled				
115 - Chinese types		225 Garlic (3 bulbs)				
235 Kale (1 plant in soil)		230 Gourds (3 spec. - same type)				
240 Kohlrabi (5)		400 - Winter neck (cushaw)				
Lettuce (1 plant in soil)		405 - Largest Field Pumpkin (Specify weight)				
245 - Butterhead		Radishes (5)				
250 - Crisphead		410 - Red				
255 - Leaf		415 - White				
Onions (5)		420 Rhubarb, any variety (5 stalks tied together)				
260 - Red flat		425 Rutabagas (5 topped)				
265 - Red globe		Squash - summer type (1)				
270 - White flat		430 - Bush scallop-patty pan				
275 - White globe		435 - Cocozelle or zucchini				
280 - Yellow Flat		440 - Crookneck				
285 - Yellow globe		445 - Straightneck				
290 - Sweet Spanish		450 - Spaghetti				
295 - Green Bunching		Squash - winter type (1)				
300 Parsnips (5)		455 - Acom				
305 Peas (10 pods full)		460 - Butternut				
Peppers, sweet-bell/bullnose shape (5)		465 - Hubbard				
310 - Green		470 Sunflowers (1 head)				
315 - Red		475 Swiss Chard (1 stalk in soil)				
320 - Yellow		Tomatoes, large fruited (5)				
Peppers, sweet/banana (5)		480 - Red				
325 - Yellow		485 - Yellow				
330 - Red		490 - Mature green				
Peppers, hot (5)		495 - Italian				
335 - Long type		500 - Sicilian				
340 - Round type		505 - Other, must identify				
345 - Small type		Tomatoes, small fruited (12)				
Peppers, pimiento (5)		Cherry				
350 - Green		510 - Red				
355 - Red		515 - Yellow				
Potatoes (5)		520 - Pear shape				
360 - Katahdin		Plum shape				
365 - Kennebec		525 - Red				
370 - Red Pontiac		530 - Yellow				
375 - Red Chiefton		Grapes				
380 - Sweet Potato		535 - Red				
385 - Other, must identify		540 - Yellow				
Pumpkins (1)		545 - Yellow				
390 - Connecticut (field)		550 Turnips (5)				
395 - Small sugar (pie)		555 Watercress (1 bunch in water)				
		560 Vegetable freaks				
565 Vegetable Creature (80% veg.)		8.00	7.00	6.00	5.00	4.00
Market Baskets						
570 - 5 or more kinds of vegetables, attractively displayed		12.00	10.00	9.00	8.00	7.00
Hydroponics						
580 - 3 complete activity sheets		5.00	4.00	3.00	2.00	1.00
585 - Essay of your experience wit						
590 - Exhibit product (3)						

Section 14

Fruit

Class	PREMIUMS	\$3.00	\$2.50	\$2.00	\$1.50	\$1.00
Melon (1 spec.)	Watermelons (1)					
151 - Cantaloupe - large types	155 - Oval shape					
152 - Cantaloupe - small, midget type	156 - Round shape - red					
153 - Honeydew	157 - Round shape - yellow					
154 - Strawberries (1 plant in soil)	158 - Oblong shape - red					
	159 - Oblong shape - yellow					
	160 - Midget types - red					
	161 - Midget types - yellow					



Section 15 - Foods

1. Each item must have been made by a 4-H member who is enrolled in 4-H foods projects within the current year.
2. Entry should portray basic requirements as outlined in specific 4-H project.
3. Members should exhibit the items of their choice in the appropriate class below.
 - a - Canned foods to be judged on quality, general appearance, and container.
 - b - Use standard Mason-type, clean quart-pint glass jars for preserving and exhibiting fruits, vegetables, and meats.
 - c - Use two-piece self-sealing lids (flat discs and metal screw bands) for sealing all jars of food.
 - d - Metal screw bands should be loosely applied.
 - e - All food not in standard jars or not sealed with self-sealing lids will be disqualified by the judge.
 - f - Plates covered with large, plastic bag with twist tie or zip lock.

4. Posters will be judged on visual impact, creativity, neatness, accuracy and appropriateness of information.

Section A - Foods & Nutrition	PREMIUMS	\$5.00	\$4.00	\$3.00	\$2.00	\$1.00
-------------------------------	----------	--------	--------	--------	--------	--------

Note: No more than five entries per Food and Nutrition project

Breads Around the World (Indicate country and attach recipe. Do not exhibit breads with fillings that require refrigeration.)

- 1200 - A loaf or round of bread from another country or culture outside the U.S.
- 1205 - A plate of 4 rolls, pretzels, tortillas or smaller breads from another country or culture.
- 1210 - Italian Easter Dove
- 1215 - Viennese Striesel
- 1220 - A poster on a specific bread and information about the country or culture the bread represents. Include a recipe or recipes on the poster

Beyond the Grill

- 1400 - Menus and a diagram showing how you would pack a cooler for a cookout or road trip
- 1405 - Notebook or collection of 5 to 10 recipes you have prepared in your project. Include at least one Dutch oven recipe
- 1410 - One of the following: Photography/drawing of yourself giving a demonstration about outdoor cookery, showing you making an outdoor site safe, or preparing a recipe outdoors
- 1415 - Poster showing some food safety aspect of outdoor cookery

4-H Cooking 101

- 1500 - Three granola bars
- 1505 - Three oatmeal muffins
- 1510 - Two pieces of cornbread
- 1515 - Two brownies
- 1520 - Four of 1 type of the following: oatmeal drop, peanut butter, jackpot drop, or chocolate crinkle cookies
- 1525 - One layer quick mix yellow cake
- 1530 - A poster (14x22) based on 1 of the following topics: MyPlate; sugar in soft drinks; using & cleaning electrical equipment; microwave safety; setting the table; salad preparation

4-H Cooking 201

- 1600 - One loaf of 1 of the following variations of basic nut bread: apple bread, banana bread, OR carrot-orange bread, orange nut bread, whole grain bread
- 1605 - Three cheese muffins without bacon
- 1610 - Two rolled biscuits
- 1615 - One 9"x9" banana snack cake
- 1620 - One 8"x8"x2" funny cake
- 1625 - Four snickerdoodle cookies
- 1630 - A poster (14x22) based on 1 of the following topics: meal planning; cooking with ground beef; buying fruits & vegetables; reading a food label

4-H Cooking 301

- 1700 - Three of 1 type of shaped roll: bowknots, cloverleaf rolls, coils, crescents, fantans, figure-eight, horseshoes, lucky clover, parkhouse rolls, pinwheels, twin rolls, or twists - using the basic dinner roll or whole wheat roll recipe
- 1705 - Two soft pretzels
- 1710 - One loaf of basic bread or white batter bread
- 1715 - One round (or square) of cinnamon rolls (8" or 9" round or square cake pan size) with icing.
- 1720 - One cinnamon twist or Swedish tea ring
- 1725 - One loaf (any type) of bread made in a bread machine
- 1730 - One layer of 1 of the following cakes: white cake (not frosted), chocolate cake (not frosted), oatmeal cake (not frosted), or carrot cake (not frosted).
- 1735 - A poster (14x22) based on 1 of the following topics: outdoor cooking; slow cooking; yeast breads; types of flour; types of grain; making butter, or kitchen equipment

4-H Cooking 401

- 1800 - A completed party planning checklist and party time -line on poster size poster board (14x22)
- 1805 - One loaf of 1 of the following breads: German dark rye, French bread, oatmeal bread
- 1810 - Four pieces of one type of candy: cashew brittle, microwave peanut or pecan brittle caramels, marshmallow fudge, or toffee
- 1815 - One small pastry tart (without filling) or four strips of baked pastry exhibited on a salad size paper plate
- 1820 - One angle food cake, any flavor, without frosting or icing
- 1825 - A poster (14x22) based on 1 of the following topics: cooking with a double boiler: cooking beans and peas; moist heat cooking methods; dry heat cooking method stir-frying; fruit selection

Kitchen Chemistry

- 1900 - Poster on one experiment from project book
- 1905 - Display of one experiment from project book
- 1910 - Project Book

Cake Decorating

- 2000 - Decorated cookie (1)
- 2005 - Decorated single layer sheet cake or round (use real cake, not a form)
- 2010 - Decorated stacked or tiered cake (use real cake that can be sliced)
- 2015 - Poster- sharing a technique or skill learned in the project

Trees + Me = Forestry (no more than 5 entries per project)

- 955 - Draw your favorite tree and mount the drawing on poster board. Draw products and benefits we enjoy from this tree.
- 960 - Report on jobs related to the forest.
- 965 - Display and label leaves, twigs or branch cross section from six or more tree species.
- 970 - Poster: Make road map or key to identify 6 tree species from a collection of leaves. Use one main group – coniferous or deciduous. Construct map to identify leaves and attach to leaf collection. Identify characteristics used to distinguish each leaf.
- 975 - Draw a yard map showing the location of your home and the trees around it. Name trees, and mount a leaf, twig, or seed from each tree and glue next to the drawing.
- 980 - Mount or display a seed collection of 8 species. Group according to how the seeds travel. Display each species' seed cut in half to show the inside.
- 985 - Poster showing the death of a particular tree and what happens to a log as it decomposes, or other topic.
- 990 - Display of cross section of a tree stem. Stem should be at least 20 years growth. Talk about this tree's "life story."
- 995 - Display illustrating wildlife found in at least two different forest types. Identify tree species and at least two wildlife species found in that forest type.

Advancing in Forestry: Show an activity related to:

- 1000- Forest Stewardship
- 1005- Silvi Culture
- 1010- Forest Products
- 1015- Forest Insects/Diseases
- 1020- Fire

**Section 18
Textile Science**

1. Each article must be made by exhibiting 4-H member who is enrolled in a textile science project within current year.
2. Entries will be judged on fabric, color, design, suitability, construction and aesthetic interpretation and degree of difficulty.
3. Entries that fail to meet project requirements as stated in appropriate 4-H project book will not be judged but may be displayed.
4. A 4-H member may enter one item per class, within a project. No article can compete as more than one entry.
5. You may enter in beginner and intermediate OR intermediate and advanced (not beginner & advanced)

BEGINNER PROJECTS:

	PREMIUMS	6.00	5.00	4.00	3.00	2.00
Sew Much Fun						
01	Pants, shorts or skirt with elastic or drawstring waistband					
05	Shirt, top, night clothes or blouse with casing or simple closure					
10	Instant top, skirt, or dress using pre-shirred fabric or cut-out					
15	Other simple garment					
20	Simple dress with casing or simple closure					
Sew Much More						
25	Potholder or Oven Mitt					
30	Pillow					
35	Pajama tote, laundry, or gym bag					
40	Pillowcase					
45	Wall hanging (enter quilted wall hangings in Quilt Quest Contest)					
50	Other simple non-garment item (ex. Apron, scarf, etc.)					
Stitch by Stitch						
55	Sampler with a variety of hand stitches, buttons or patches					
60	One hand-stitched large item					
65	Two hand-stitched small items					

INTERMEDIATE PROJECTS:

Knits						
70	Knit t-shirt or sweatshirt					
75	Knit dress or outfit					
80	Knit pants or skirt					
85	Outfit using both knit and woven construction					
Coordinates	(more advanced items should be exhibited in Separates)	8.00	7.00	6.00	5.00	4.00
90	Simple top, vest or poncho AND a skirt or slacks (TWO items required)					
95	Simple dress, jumper, or shirt					
100	Other simple coordinate garment 4					
Accessories						
200	Hat	6.00	5.00	4.00	3.00	2.00
205	Three hair scrunchies					
210	Vest					
215	Paired items (ex. gloves, slippers, etc.)					
Time Saving Sewing						
220	Poster showing money saved in wise clothes purchases or plan to purchase a garment or several garments for school or a special occasion.	6.00	5.00	4.00	3.00	2.00
225	A garment using a time saving pattern or one that features a unique technique. The pattern instructions or information on the technique must be included.					
230	A sample of sewing using sewing machine attachments.					
235	Two pressing aids					

Sewing for Other Projects and Other People	6.00	5.00	4.00	3.00	2.00
240 Garment for another person with a photo of person wearing garment					
245 Toy, blanket, kite OR other item made in the project.					
Create Your Own Project	6.00	5.00	4.00	3.00	2.00
250 A sewn product produced in the project					

ADVANCED/SENIOR PROJECTS:

Separates	8.00	7.00	6.00	5.00	4.00
<i>Garments in the separates must include two or more advanced techniques such as zipper, lining, set-in sleeves, waistband, buttons, button holes, collar, or hand hem. Formal or party dresses should be entered in Formalwear.</i>					
300 Two (or more) pieces non-tailored outfit					
305 Dress, two-piece dress or jumper					
310 Coat or Jacket- not tailored					
Tailoring	10.00	9.50	9.00	8.50	8.00
<i>Garment must be shaped using custom, dressmaking or contemporary (fusing) applications. Simple jackets, advanced coordinates, three-piece outfits without tailored applications should be exhibited in Separates.</i>					
400 Tailored jacket or Coat					
405 Tailored Ensemble					
Formalwear	10.00	9.50	9.00	8.50	8.00
410 Special occasion garment OR party dress (short)					
415 Special occasion garment OR party dress (longer than knee-length)					

CREATIVE PROJECTS:

Design	6.00	5.00	4.00	3.00	2.00
500 A purchased garment or textile with applied design (ex. Stenciling, smocking, sweatshirt decorating, applique, tie-dye, etc.)					
505 Recycled or remade garment with before photo or drawing.					

TEXTILE ART PROJECTS:

Weaving	10.00	9.50	9.00	8.50	8.00
510 A garment made from fabric created on a loom					
515 Cloth or textile made on a loom of some type (with a photo or drawing of loom)					
520 A homemade loom OR a poster showing photos of a homemade loom, how to use a loom, or equipment used in weaving.					

KNITTING:

Each article must be made by a 4-H member who is enrolled in a 4-H knitting project within the current year. Article must be completed according to the approved project book.

Class	PREMIUMS	6.00	5.00	4.00	3.00	2.00
Beginners – purl or knit						
600 Headband or headhugger						
605 Scarf						
610 Slippers						
615 Mittens						
620 Hat						
625 Miscellaneous articles						
Intermediate (patterned article with special stitches)	7.00	6.00	5.00	4.00	3.00	
630 Socks						
635 Sweater						
640 Vest						
645 Miscellaneous articles (ex. afghan, stuffed animal)						
650 Gloves						
Advanced	15.00	14.00	13.00	12.00	11.00	
655 Article or garment using multiple colors/stitches						
660 Garment combining hand knit and woven fabric						
665 Article or garment combining hand knit and other needlework						
670 Article or garment made on a knitting machine						
675 A notebook of samples and pictures sharing skills						
680 Remade knitted garment with before and after pictures						

CROCHET:

Each article must be made by a 4-H member who is enrolled in a 4-H crochet project within the current year. No project completed from a kit will be accepted.

Class	PREMIUMS	6.00	5.00	4.00	3.00	2.00
Beginners (single or double crochet)						
700 Scarf or headband						
705 Belt, purse or hat						
710 Mittens or slippers						
715 Miscellaneous articles						
Intermediate (half-double crochet, treble crochet)	7.00	6.00	5.00	4.00	3.00	
720 Sweater, vest or poncho						
725 Shawl or scarf						
730 Accessories (tie, belt, mittens, purse, hat)						
735 Miscellaneous articles (afghan)						



Advanced (pattern: shell, cluster, popcorn, puff)	PREMIUMS	15.00	14.00	13.00	12.00	11.00
740 Sweater, vest or poncho						
745 Dress, coat, jacket or skirt						
750 Accessories (hat, tie, gloves, socks, scarf)						
755 Miscellaneous article (bedspread, rug)						

QUILTING:

Each article must be made by a 4-H member who is enrolled in a 4-H crochet project within the current year.

Class	PREMIUMS	6.00	5.00	4.00	3.00	2.00
Beginners						
800 Quilt block, hand or machine pieced- unfinished, not quilted						
805 Table runner, placemat, small quilt or other item- hand quilted						
810 Table runner, placemat, small quilt or other item- machine quilted						
815 Table runner, placemat, small quilt or other item- tied						
Intermediate		7.00	6.00	5.00	4.00	3.00
<i>Blocks using triangles and bias edges, items with sashing, borders, cornerstones, etc.</i>						
820 Quilt, pieced, applique OR other technique, any size- hand quilted						
825 Quilt, pieced, applique OR other technique, any size- machine quilted						
830 Quilt, pieced, applique OR other technique, any size- tied						
835 Wall hanging or other small item, pieced, applique OR other technique- hand quilted						
840 Wall hanging or other small item, pieced, applique OR other technique- machine quilted						
845 Wall hanging or other small item, pieced, applique OR other technique- tied						
Advanced techniques		15.00	14.00	13.00	12.00	11.00
<i>Demonstrates advanced skills, such as y-seams, curved piecing or complex piecwork. May include whole cloth quilts, cathedral window, trapunto, sashiko and other embellishments.</i>						
850 Quilt or other item with one or more advanced techniques, hand quilted- less than 200" perimeter						
855 Quilt or other item with one or more advanced techniques, machine quilted- less than 200" perimeter						
860 Quilt or other item with one or more advanced techniques, hand quilted- greater than 200" perimeter						
865 Quilt or other item with one or more advanced techniques, machine quilted- greater than 200" perimeter						
Community or Club		7.00	6.00	5.00	4.00	3.00
870 Quilt made by members or a 4-H club: tied or quilted by hand or machine.						

NEEDLEWORK:

Counted Cross Stitch	Needlepoint	8.00	7.00	6.00	5.00	4.00
900 Ornament	960 Useful or decorative Item					
905 Picture (framed or finished)	965 Christmas item					
910 Beadwork	970 Other holiday item					
915 Useful item	975 Pulled thread					
Items done on perforated paper	980 Crewel					
920 Wall hanging	985 Other					
925 Ornament	Embroidery					
930 Bookmark	990 Ornament					
935 Other	995 Picture					
940 Pillow	1000 Useful item					
945 Sweatshirt						
950 Towel						
955 Latch Hook Needlepoint						
Reference Notebook		6.00	5.00	4.00	3.00	2.00
1005 Ages 8 to 12						
1010 Ages 13 to 19						



**Section 19
Arts and Crafts**

Each article must be made by a 4-H member who is enrolled in a 4-H related arts and crafts project within the current year.

No project completed from a kit will be accepted.

Palette of Fun	PREMIUMS	5.00	4.00	3.00	2.00	1.00
Cutting & Pasting	Fiber					
01 Painting with paper and milk glue	50 Felting Wool or Applique					
05 Scissors Snipping	55 Weaving on a Lap Loom					
10 Books Tell a Story Drawing	60 Dyeing to Experiment 3-D					
Drawing	3-D Construction					
20 Smokey, Spooky Shadows	65 Balloon Train 70 Scrap Sculpturing					
25 Ordinary Objects, Extraordinary Creatures	70 Scrap Sculpturing					
30 Go Drawing Go	75 Window on My World					
Painting						
35 Musical Fingers						
40 Spinning the Color Wheel of Fortune						
45 Marbling Swirls Fiber						
Self Determined Project		3.00	2.50	2.00	1.5	1.00
90 An exhibit depicting any phase of a 4-H Self-Determined Project (To be approved by one leader and Extension Agent)						

PHOTOGRAPHY PROJECTS:

*Requirements for all classes: pictures (any size) must be in frames ready to be displayed on shelves.
Must be enrolled in a photography project for classes 100-190*

Class	PREMIUMS	6.00	5.00	4.00	3.00	2.00
Photography (when entering more than 1 picture, label 1 of 2, 2 of 2, etc)						
Focus on Photography						
100 2 people pictures						
105 2 animal pictures						
110 Poster of 10 Tips for better pictures						
115 1 "Tricky" or "Creative" shot photograph						
120 Photo story – 3 or more pictures with a Title naming the story						
125 4 photos representing each of the 4 H's in 4-H.						
Controlling the Image						
130 Control image of line/slope						
135 2 pictures showing composition (1 "fair" picture & 1 "best" picture)						
140 3 indoor flash (1 over exposed; 1 under exposed; 1 correctly exposed)						
145 2 action pictures						
150 1 "moody" print						
155 1 Color, 1 Black & White photo of same scene- explain/compare the 2 photos						
Mastering Photography						
160 Subject using 3 lenses or 3 different distances from subject (normal, wide, angle, macro)						
165 Subject using flash (side, bounced, diffused, fill flash)						
170 1 Existing light photograph						
175 1 Timed or long exposure photograph						
180 Photo scene with and without foreground subject						
185 Same scene three different times of day						
190 1 photograph with a Haiku poem to go along with photo						

ADVANCED VISUAL ARTS:

Sketchbook Crossroads	PREMIUMS	6.00	5.00	4.00	3.00	2.00
Drawing						
200 Make the Mark, Shading						
205 Finding Space in Perspective, Perspective Drawing						
210 Characters with style, Calligraphy Fiber						
Fiber						
215 Working with Cotton Linter						
220 Inkle Loom Weaving						
225 Symmetry in Patchwork Sculpture						
Sculpture						
230 Creative Containers						
235 Clay Heads						
240 Floral Sculpting						
Portfolio Pathways Painting						
300 In and out of Control with Color, Watercolors						
305 Sand Painting						
310 Painting a Self-Portrait						
Printing						
315 Blue to You, Sun Print						
320 Lines of Wax, Melted Wax Resist						
325 Photographic Value, Photo Printing Graphic Design						
330 Positive vs Negative						
335 Doodling and Drawing						
340 Optical Illusions						

Miscellaneous Arts & Crafts

3-D Crop Art

1. Entries in this category are to be three-dimensional sculptures of whatever support material is chosen, covered entirely with dry seeds and/or beans.
2. Clay, foam, natural or manmade objects may be used as the base material but no portion of this base is to be visible. No glue or supports are to be visible.
3. Entire work must be covered with seeds so no props can be used.
4. Work should be displayed on a board or support that is also completely covered with seeds.
5. Entire installation must fit inside a 16"x16"x16" area.
6. Submitted artwork will be judged on overall artistic merit, cleverness of subject, technique, originality, and skill.
7. The natural color of the seeds and beans provides the only pigment to the pictures as no paint or dyes are allowed.
8. No shellac or polyurethane coatings.
9. Only seeds and beans that are used for crops that can be grown in Pennsylvania may be used. No portion of the seedpod is to be used in the artwork.
10. An unsigned 4"x6" legend card must accompany the artwork with samples of the seeds used in the artwork clearly identified. Legend card should have descriptive title for artwork such as "Gargoyle" or Rabbit, Cat, Dog, etc.

	PREMIUMS	6.00	5.00	4.00	3.00	2.00
400 Crop Art, Ages 8-10 years						
405 Crop Art, Ages 11-14 years						
410 Crop Art, Ages 15-18 years						
415 Crop Art, picture						
420 Crop Art, 3-Dimensional						

Pretty Pet Pictures (You do not have to be in a photography project for this section)

1. You may only enter one photo per class.
2. Photos should be printed, 5"x7" in size and framed or matted.
3. No people in the photos.
4. Please include your name on the BACK of the photo/frame.

Dog		PREMIUMS	6.00	5.00	4.00	3.00	2.00
	500 Funniest						
	505 Best Costume						
	510 Black & White						
Cat		PREMIUMS	6.00	5.00	4.00	3.00	2.00
	515 Funniest						
	520 Best Costume						
	525 Black & White						
Other		PREMIUMS	6.00	5.00	4.00	3.00	2.00
	530 Funniest						
	535 Best Costume						
	540 Black & White						
Miscellaneous Crafts		PREMIUMS	6.00	5.00	4.00	3.00	2.00
	600 Cornhusk						
	605 Wood assembly / carving						
	610 Latch hook						
	615 Needlework on plastic canvas						
	620 Crewel						
	625 Weaving						
	630 Candle making						
	635 Candy making						
	640 Woodburning						
	645 Other craft not previously mentioned						

Section 20 Exhibits

NOTE:

1. Exhibit may be constructed by either a member or a club.
2. The theme of the exhibit must be connected with some phase of 4-H, such as specific project work, community projects, health, citizenship, careers and others.
3. Exhibit space not to exceed 3' height, 3' width, 30" depth (farmshow size).
4. All exhibit ideas should be discussed with your leader.
5. Remember: All exhibits should include the following: "For further information contact the Extension Office, Phillips Street, Stroudsburg, 570-420-7010 / MonroeExt@psu.edu."
6. Must include 4-H emblem and reference to 4-H work as part of the exhibit (farmshow req.).
7. Cloverbud exhibits are not judged, but will be displayed.
8. The following score sheet shall be used in judging all exhibits.
9. Club entries must be registered under the name of your bank account(**PSCE-Monroe** the office holds your funds, then club name in parentheses) to avoid check issues. Put the name of club at tope of entry form.

ATTRACTS ATTENTION	20 POINTS
Use of color, motion, light, figures. While attention getting is important, the reaction should be favorable. Unfavorable attention defeats its purpose.	
AROUSES INTEREST	10 POINTS
Encourage additional study. Personal appeal to the type of viewer for whom the exhibit was designed.	
CONVEYS MESSAGE	30 POINTS
A viewer leaving the exhibit should know something he did not know before or be stimulated to action he may not have taken without seeing the exhibit. The message should be understandable to the viewer for whom the exhibit is intended. It should usually include a source of additional information - 4-H Club, Extension Service, etc.	
DESIGN	20 POINTS
Elements of the exhibit should be pleasingly placed to give a sense of unity to the whole. The message should be a part of the design and not something apparently added as an afterthought. Simplicity is the key here.	
ORIGINALITY	10 POINTS
Evidence of creative thought.	
WORKMANSHIP	10 POINTS
Neat. Well constructed for the purpose. This does not imply that expensive materials must be used.	
TOTAL 100 POINTS	

Examples of exhibit topics that match closely with farmshow entries are: 4-H promotion; 4-H leadership or citizenship; 4-H agriculture; 4-H safety; 4-H foods & nutrition; 4-H other.

		First	Second	Third	Fourth	Fifth
01	Group or Club	\$30.00	\$28.00	\$25.00	\$23.00	\$20.00
		(All others of quality shall receive \$10.00.)				
05	Individual — 8-12 years old as of Jan. 1 of current year. Same rules apply as in Section 1.	\$15.00	\$13.00	\$11.00	\$10.00	\$8.00
				Honorable Mention \$5.00		
10	Individual — 13-19 years old as of Jan. 1 of current year. Same rules apply as in Section 1.	\$15.00	\$13.00	\$11.00	\$10.00	\$8.00
				Honorable Mention \$5.00		

Section 21

Collecting

Class	PREMIUMS	5.00	4.50	4.00	3.50	3.00
Collectibles						
300 Notebook						
305 Poster						
310 Display						

Section 22

Books

SCRAPBOOK:

Note: Club entries must be registered under the name of your bank account(**PSCE-Monroe** the office holds your funds, then club name in parentheses) to avoid check issues. Put the name of club at top of entry form.

Note: Emphasis on this current year's work (**MUST mark current year's work – RECOMMEND USING YEAR TABS**). Scrapbooks will be judged in the following manner:

Effectiveness in catching attention - appeal and originality	20 POINTS
Effectiveness in holding interest – unity clarity and simplicity	25 POINTS
Effectiveness in describing 4-H club story	40 POINTS
General appearance-attractive arrangement and grammar	15 POINTS

	PREMIUMS								
20 Club		12.00	10.00	8.00	6.00	4.00	2.00	H/M	
25 Individual 8 to 12 years old as of Jan. 1 current year		10.00	8.00	7.00	6.00	4.00	2.00	H/M	
30 Individual 13 to 19 years old as of Jan. 1 current year		10.00	8.00	7.00	6.00	4.00	2.00	H/M	
35 Single Scrapbook Page (front/back) of members 4-H year		6.00	5.00	4.00	3.00	2.00	1.00		

CLUB OFFICER BOOKS: (Premium paid to 4-H Member/Officer)

- 40 Treasurer
- 45 Secretary
- 50 News Reporter (with scrapbook w/ photos and articles)
- 55 President (with one page report on the hardest challenge you have faced as president of your club)
- 60 Vice President (with one page report on the activities you helped with as VP of your club)
- 65 Recreation Leader (social chairman) (with one page report on an activity you planned and conducted with your club)

Section 23

Communications

Class	PREMIUMS	5.00	4.50	4.00	3.50	3.00
Picking Up the Pieces						
100 Project book						
110 Poster- Bullying Comic Strip (empowerment)						
120 Poster- Symbols or flags used to communicate safety warnings						
130 Poster- Codes used in history						
140 Poster- Create a Jingle to market 4-H						
Putting it Together (2)						
200 Project book						
210 Poster- First Impressions						
220 Poster- Giving good instructions						
230 Poster- Anger management						
240 Poster- Internet/Email Acronyms						
The Perfect Fit (3)						
300 Project book						
310 Rough Draft of a Speech						
320 Poster- Visual aids						
340 Poster- Relieving nervousness before speeches/presentation						
350 Poster- Advertising your message						

Section 24

Human Development

Each article must have been made by 4-H Club member who is enrolled in a child care project within the current year.

Class	PREMIUMS	5.00	4.50	4.00	3.50	3.00
Babysitting Beginnings						
10 Babysitter's tool kit						
20 Idea scrapbook						
30 Child's toy						
40 First aid kit						
50 Display your portfolio						
Generation Celebration						
100 Exhibit depicting any phase of project, plus project book						
On My and OK						
200 Bored – Bag of Ideas						
210 Poster on handling emergencies						
220 Poster of daily routine – chores and leisure for one week						
230 Poster on nutritious snacks or responsibilities assumed to help with family meal for one week						
Theatre Arts Adventures Act 1 - Journey into the Imagination						
500 Create a puppet with a story						
510 Poster- create a picture story include character, problem & solution						
520 Create a 3-D diorama of a stage (no larger than 18x18)						



- Act 2 – Soaring into Action
 - 600 Poster on the types of puppets with explanation
 - 610 Build a puppet and create a monologue
 - 620 Poster on the use of color in theatre productions
- Act 3 – Quest for Expression
 - 700 Poster on the use of puppets in theatre/celebrations for different cultural groups
 - 710 Create a 4-H puppet mascot & include a story
 - 720 Poster- make a rendering of a character and design a costume relating it to three different cultures
- Act 4 – Voyaging Beyond
 - 800 Design a puppet character & show (include script) to use for a visit to a school, pre-school, etc.
 - 810 Poster on the different types of lighting needed for stage productions
 - 820 Storyboard on the different camera angles, include explanation.

**Section 25
Environment & Science**

Class	PREMIUMS	5.00	4.50	4.00	3.50	3.00
-------	----------	------	------	------	------	------

4-H Water Project

Water Conservation with the Water Lion – Unit 1

- 01 Poster – show 10 different ways water is used
- 05 Bar Chart – Show the result of your three-day water use in your home
- 10 Poster – Show 10 different ways you implemented water conservation in your home
- 15 Completed project book

Incredible Water with the Water Lion – Unit 2

- 20 Poster – 5 unique properties of water
- 25 Poster – illustrate the water cycle
- 30 Poster – different types of clouds
- 35 Completed project book

Water Quality Matters! – Unit 3

- 40 Poster – identify land uses in your watershed & possible pollutants based on the land usage.
- 45 Display – show how vegetation slows soil erosion and protects against sedimentation.
- 50 Poster showing the pH of common substances.
- 55 Completed project book

Wildlife is All Around Us – Unit 1: Book 1 The Wildlife Detective

- 100 Poster (horizontal format) drawing of wildlife form. Around illustration, place dried samples of its normal food in summer, fall, spring, and winter or drawing of animal's habitat during the four seasons
- 105 Poster (horizontal format) using photographs instead of drawings (same as A)
- 110 Completed project book
- 115 Collection related to project

Wildlife is All Around Us – Unit 1: Book 2 Spring

- 200 Poster – Using pictures or photos, show 10 different birds or animals, identify and list if it hibernates or migrates.
- 205 Display simple birdhouse you built. Include the following information: date house was put up, where located, date first used, what kind of bird used house, what kind of materials did bird use to build nest, who built the nest, and who fed the young and what did they feed the young.
- 210 Project Book

Wildlife is All Around Us – Unit 1: Book 3, Summer

- 300 Poster – Show 10 wildlife foods available in the summer and list two birds or animals that eat that particular food.
- 305 Poster – Show five different birds and list materials each bird uses for its nest, type of nest and number of eggs.
- 310 Display of positive and negative casts of the tracks of three different animals, identify, giving the location of where found for each (total of six casts), mounted on poster board
- 315 Project Book

Wildlife is All Around Us – Unit 1: Book 4, Fall

- 400 Poster – Display a map of your backyard or other area. Indicate on map spots good for wildlife shelter.
- 405 Completed Project Book AND Poster of a map describing different types of cover for animals (label)
- 415 Poster – Display photo story showing Hawk or Owl Pellets investigation and results as described in your project book
- 420 Project Book

Wildlife is All Around Us – Unit 1: Book 5, Winter

- 500 Display a bird feeder that you made (not a pine cone feeder) appropriate to the winter season
- 505 Poster – Mount and display your daily record of birds at your feeder (show at least 10 days)
- 510 Display four photos of potential homes or shelters for four different animals and list animal that would have used each one
- 515 Completed Project Book
- 520 Completed Project Book and Poster describing animals signs that can be found in winter

4-H Wildlife Project – Intermediate Unit

The Wildlife Ecologist – Unit 1

- 700 Inventory of Plants
- 705 Inventory of Animals
- 710 Neighborhood Census
- 715 Completed Project Book
- 720 Journal
- 725 Completed Nature Journal based on the suggested activities in the project

The Wildlife Manager – Unit 2

- 800 Project book and plan
- 805 Three-sided display 810 Field tour guide
- 815 Completed Project Book 820 Journal

Fishing

Fishing Level 1 – Take the Bait

- 900 Project Book- indicate current years of work
- 905 Display on how to tie a knot 910 Display of fishing tackle

- 915 Poster- display 4 photos of species of fish caught in PA with label and brief description. At least 1 photo must include a picture of yourself with the fish you caught.
- 920 Display on 3 types of tackle and 5 types of bait (artificial bait or drawings only- no live bait) labeled
- Level 2 – Reel in the Fun
 - 950 Project Book- indicate the current years work
 - 955 Poster labeling the parts of a spinning reel
 - 960 Display of how to tie a knot
 - 965 Poster on fishing by the rules (include fish species, legal limit, size restrictions, season, locations, legal baits).
 - 970 Poster- display 7 photos of species of fish caught in PA with label and brief description. At least 1 photo must include a picture of yourself with the fish you caught.
 - 975 Display on 3 types of tackle and 5 types of bait (artificial bait or drawings only- no live bait) labeled
- Level 3 – Cast Into the Future
 - 1000 Project Book- indicate current years work
 - 1005 Poster on fly tying equipment 1010 Poster on sportsfishing careers
 - 1015 Field journal
 - 1020 Poster- display 7 photos of species of fish caught in PA with label and brief description.
At least 1 photo must include a picture of yourself with the fish you caught.
 - 1025 Display on 3 types of tackle and 5 types of bait (artificial bait or drawings only- no live bait) labeled

SHOOTING SPORTS

BASIC ARCHERY:

	PREMIUMS	5.00	4.50	4.00	3.50	3.00
1100 Year 1- 14"x22" poster on safety or equipment AND annual practice log						
1105 Year 2- 14"x22" poster on safety or equipment AND annual practice log AND target w/ min. 5 arrows shot						
1110 Year 3- 14"x22" poster on safety or equipment AND annual practice log AND target w/ min. 5 arrows shot w/ scoring explanation						
1115 Hand fletched arrow completed by 4-H member. Must be on an unpointed arrow or wooden dowel (min. 6" length)						
1120 Range diorama including safety markings and definitions						

**Section 26
Engineering**

Class	PREMIUMS	5.00	4.50	4.00	3.50	3.00
Aerospace Level 1 – Pre-flight						
05 Poster on how birds and aircraft can fly						
10 Poster on careers in aviation						
15 Build a space buggy from household resources						
20 Poster on rules for pilots						
25 Poster on rocket parts						
Level 2 – Lift Off						
30 Gnome or Bottle Rocket 35 Poster on an aerospace career						
40 Poster on landing gear and wings						
45 Display of a hot air balloon parts						
50 Poster on the parts of an airplane						
Level 3 – Reaching New Heights						
55 Front rudder straw glider with data chart						
60 Poster on Balloon Shuttle with data chart						
65 Homemade fighter kite with action/result data						
70 Poster on parts of a helicopter						
75 Poster on lift to drag ratios						
Pilot in Command						
80 Homemade Viking Rocket with observation chart						
85 Poster on types of pilot ratings						
90 Poster on navigation methods						
95 Homemade flat style box kite						
100 Poster on gravity						
101 Aerospace Misc.- 2L bottle rocket with rocket launch details						



Wood Science

- Unit 1- Measuring Up
 - 102 Poster
 - 105 Display with 5"x7" card explaining the display
 - 110 Simple wood project
- Unit 2- Making the Cut
 - 115 Poster
 - 120 Display with 5"x7" card explaining the display
 - 125 Simple wood project
- Unit 3- Nailing it Together
 - 130 Poster
 - 135 Display with 5"x7" card explaining the display
 - 140 Simple wood project
- Unit 4- Finishing Up
 - 145 Poster
 - 150 Display with 5"x7" card explaining the display
 - 155 Simple wood project
 - 160 Wood project



Small Engines

- Unit 1 – Crank it Up
 - 200 External parts- display a small (max.18 h.p.) engine with external parts identified by name and function
 - 203 Tools- display of 10 tools (secured to a display board) or pictures of 10 tools (poster specifications) and describe their functions.
 - 205 Shop Safety- display or poster focusing on small engine shop safety.

- Unit 2 – Warm it Up
 - 210 Internal parts- display a small (max.18 h.p.) engine with internal parts identified by name and function.
 - 215 Personal safety- display or poster focusing on personal safety in a small engine shop.
 - 220 Engine oil- display or poster on engine oil viscosity and service classification.
- Unit 3 – Tune it Up
 - 225 Troubleshooting- poster or display on troubleshooting an engine, how the problem was identified, and how it was fixed.
 - 230 Starting a business- display or poster on the research done in consideration of starting a small engine business.

Electricity (display on any phase of project)

- Level 1- Magic of Electricity
 - 300 Poster
 - 305 Simple working circuit using a light, buzzer, lamp or other electricity powered object.
 - 310 Completed project book
- Level 2- Investigating Electricity
 - 315 Poster
 - 320 Simple telegraph, burglar alarm, or rocket launch system
 - 325 Completed project book
- Level 3- Wired for Power
 - 330 Poster
 - 335 Electrical tool & supply kit with items labeled
 - 340 Completed project book
- Level 4- Entering Electronics
 - 345 Display of electronic parts, labeled with description
 - 350 Display of a LED flasher “blinky”
 - 355 Poster on the uses of solar cells throughout Monroe County
 - 360 Display of integrated Circuit (IC), label its function and where it is used

Bicycle Adventures

- Unit 1
 - 400 Poster – Safety check list for your bike
 - 405 Poster – Road Signs and what they mean – use correct colors
 - 410 Poster – Show the correct way to make a left hand turn
 - 415 Poster – List hazards of riding a bike
 - 420 Complete project book
- Unit 2
 - 425 Poster – Showing parts of bike
 - 430 Poster – List typical "failures" of a bike rider that could cause an accident.
 - 435 Collage including information on purchasing and riding a bike.
 - 440 Completed project book

**Section 27
Entomology**

Class							
Display of Insects							
400	Year 1: Minimum of 25 different insects representing five insect orders	PREMIUMS	8.00	7.00	6.00	5.00	4.00
405	Year 2: Minimum of 50 different insects representing seven insect orders		9.00	8.00	7.00	6.00	5.00
410	Year 3: Minimum of 75 different insects representing nine insect orders		10.00	9.00	8.00	7.00	6.00
415	Year 4: Minimum of 90 different insects representing ten insect orders		12.00	11.00	10.00	9.00	8.00
420	Year 3 and above: Special collection- unique collection of specific insect group. The collection must be labeled to identify the unique insect type (ex. aquatic, nocturnal)		13.00	12.00	11.00	10.00	9.00

**Section 28
Veterinary Science**

Class							
Veterinary Science – Unit 1 – From Airedales to Zebras							
100	Poster on identifying breeds of different species	PREMIUMS	8.00	7.00	6.00	5.00	4.00
110	Poster on naming the bodies, systems & organs						
120	Poster on a veterinarian's job description						
130	Poster on veterinary tools.						
140	Project Book						
150	Binder- exhibit a 10 day record of observations of an animal for signs of normal and abnormal health & behavior, plus a poster display related to one of the topics in the project.						
Veterinary Science – Unit 2 – All Systems Go							
200	Poster on how diseases are spread in different animals		10.00	9.00	8.00	7.00	6.00
210	Poster on recording an animal's vital signs						
220	Poster on how veterinarians use math & science skills						
230	Poster on protecting animals against parasites						
240	Project Book						
250	Binder- exhibit a record of the health of the member's own animal and practices followed to keep the animal healthy, plus a poster display related to one of the topics in the project.						
Veterinary Science – Unit 3 – On the Cutting Edge							
300	Poster on how genetics work		12.00	10.00	9.00	8.00	7.00
310	Display a scale model of a cell with function of parts labeled						
320	Poster on a disease transmittal between animals and humans						
330	Poster on the importance of pet population control						
340	Project Book						
350	Binder- exhibit a report related to the member's individual study on animal health and its relationship to our world, plus a poster display related to the member's individual study topic for the project.						

Section 29
Animal Care

GUIDELINES: Must indicate current year of work in all project books. Members must pre-register animal entries with the Fair Association.

Class	PREMIUMS	5.00	4.50	4.00	3.50	3.00
Dog						
Wiggles and Wags						
01	Project book					
05	Poster on animal health					
10	Poster on dog obedience					
15	Display a grooming kit; include a 3x5" card with instructions for each item					
Bounding Ahead						
100	Project book 105 Poster on animal health					
110	Poster on dog obedience					
115	Using craft sticks, build a model dog house; include a 3x5" description					
120	Design a kit with supplies for a dog show; include explanation					
Pointing the Way						
200	Project book					
205	Poster on animal health					
210	Poster on animal careers					
215	Poster or report on dog-related laws and ordinances					
220	Display of a first aid kit, include 3x5" instruction cards					
Cat						
Purrr-fect Pals						
300	Project book					
305	Poster on animal health					
310	Grooming kit with 3x5" card with instructions for each item					
315	Poster on feeding and caring for animal					
Climbing Up						
400	Project book					
405	Poster on animal health					
410	Display of a first aid kit; include 3x5" instruction cards					
415	Poster on feeding and caring for animal					
Cat Connections						
500	Project book					
505	Poster on animal health					
510	Grooming kit with 3x5" card with instructions for each item					
515	Design a 3 sided flyer (8 ½ x 11") on responsible cat ownership					
Horse						
Giddy Up & Go – Level 1						
600	Project book					
Poster on:						
605	Identify the parts of a horse					
610	Breed names and average heights					
615	Describe characteristics of horse breeds					
620	Using sketches or photos design the "perfect" horse					
625	Horse safety rules					
630	Display 5 common knots and explanations of each					
640	Other					
Head, Heart, & Hooves – Level 2						
700	Project book					
Poster on:						
705	5 examples of blemishes and unsoundness					
710	Describe horse nutritional based diseases					
715	Photo gallery of horse teeth organized according to age					
Display						
720	Compare & analyze flakes of hay from 2 different bales					
725	Plants that are noxious or poisonous to horses					
730	Horse grooming kit for a show 740 Other					
Stable Relationships – Level 3						
800	Project book					
Poster on:						
805	Genetic influence in horse breeding					
810	Parasitic life cycles					
815	Types of fencing – advantages & disadvantages					
820	Barn hex symbols, their origin & different interpretations of their meanings.					
825	Horse diseases, symptoms, causes, prevention, treatments					
830	Display of Scale model of the equine intestinal tract using fabric & batting					
840	Other					
Riding the Range – Level 4						
900	Project book					
Poster on:						
905	Pictures of types of basic styles of Western (Barrel Racing, Cutting, Equitation, Pleasure, Ranch, Reining, Roping, Show, Trail/Endurance) or English (All Purpose, Dressage, Hunting, Jumping, Long-Distance, polo, Racing, Show) Saddles					
910	Different types of tack used in 5 different events.					
915	Comparison of vital signs of humans, dogs, cats & horses.					
920	Photos & illustrations demonstrating safe mounting & dismounting.					
930	Other					

Jumping to New Heights – Level 5

1000 Project book

Poster:

1005 Saddle types, their uses & prices. Pictures & descriptions of 3 similar saddles.

Factors that should be considered when purchasing a saddle.

1010 Using pictures, design several riding outfits you might use in the show ring.

Cut and paste your favorite top, vest, chaps, boots, helmet and any other attire you might need onto the poster to create full outfits.

1015 A "how-to" poster illustrating a braiding technique thoroughly.

1020 Research news articles about ethics and livestock showmanship. Prepare an essay on common ethical dilemmas faced by competitors.

1030 Other

Performance Horsemanship 1

1100 Project book/ Annual record book

Poster:

1105 Horse shelter

1110 Animal safety

1115 Animal equipment

1120 Breeds

1125 Diseases

1130 Care

Display

1135 Horse shelter

1140 Animal safety

1145 Animal equipment

1150 Other

Performance Horsemanship 2 & 3

1200 Project book/ Annual record book

Poster

1205 Horse shelter

1210 Animal safety

1215 Animal equipment

1220 Breeds

1225 Diseases

1230 Care

Display

1235 Horse shelter

1240 Animal safety

1245 Animal equipment

1250 Other

Horseless Horse Project

1300 Project book/ Annual record book

Poster

1305 Horse shelter

1310 Animal safety

1315 Animal equipment

1320 Breeds

1325 Diseases

1330 Care

Display

1335 Horse shelter

1340 Animal safety

1345 Animal equipment

1350 Other

1400 Production Book

1450 Safety Checklist Project Book

Seeing Eye

1500 Scrapbook

1505 Poster

1510 Journal

1515 Photo story

Dairy or Beef Record Book

1600 Dairy – members ages 8 to 13

1605 Dairy – members ages 14 to 19

1610 Beef – members ages 8 to 13

1615 Beef – members ages 14 to 19

1620 Poster- any phase of project 8 to 13

1625 Poster- any phase of project 14 to 19

Beef

1630 Poster on career opportunities in the beef industry

1635 Poster on parasites either internal or external

1640 Poster on the different cuts of meat

1645 Poster on housing

1650 Poster on breeds of cattle

1655 Poster on the care of and grooming of show animals

1660 Poster on nutritional feed label – explain six items on a feed tag

5.00 4.50 4.00 3.50 3.00

5.00 4.50 4.00 3.50 3.00

Breeding Rabbit Project

5.00 4.50 4.00 3.50 3.00

Beginner Level

- 1700 Project book- mark current years' work
- 1705 Poster on 3 rabbit breeds
- 1710 Poster on body parts (minimum of 15)
- 1715 Poster on 2 careers associated with the rabbit industry
- 1720 Poster on properly labeling and storing feed/supplements

Intermediate Level

- 1725 Project book- mark current years' work
- 1730 Poster on 5 careers related to rabbits
- 1735 Build a carrying case for your rabbit
- 1740 Poster on the history of the domestic rabbit
- 1745 Poster on how to prevent disease in a rabbitry Advanced Level
- 1750 Project book- mark current years' work
- 1755 Poster on identifying feed ingredients on a rabbit feed tag & classify them from their primary use: protein, mineral, carbohydrates, fats, vitamins, or water
- 1760 Poster on types of fur found in rabbits
- 1765 Poster on selecting a breed rabbit for your project
- 1770 Poster on Rabbit Showmanship

Cavy- see options under Pet Care

Pet Care

5.00 4.50 4.00 3.50 3.00

Pet Pals

- 1800 Project book
- 1805 Poster- draw a picture of your pet and identify body parts
- 1810 Poster about the natural characteristics (habitat, life span, etc.) of member's animal, its life history, or basic pet care.
- 1815 Poster- where your pet came from, include traditions or other animals that live in that area
- 1820 Poster- dangers or hazards to your pet

Scurrying Ahead

- 1825 Project book 1830 True or False Fact Questionnaire relating to your pet (min. 8 facts)
- 1835 Poster- make a toy for your pet; tell what it is and how people can make one
- 1840 Poster- digestive system of your pet
- 1845 Display- Educational display on commercial pet foods. Attach samples, include name, main ingredient, and cost

Scaling the Heights

- 1850 Project book
- 1855 Poster- photographing pets, minimum 4 pictures with captions
- 1860 Poster- classification of animals 1865 Poster- breeding of pets
- 1870 Report on careers with pets

Goat

5.00 4.50 4.00 3.50 3.00

- 1900 Project book
- 1905 Poster on animal health
- 1910 Poster on grooming
- 1915 Poster on other phase of project

Sheep

5.00 4.50 4.00 3.50 3.00

- 2000 Project book
- 2005 Poster on animal health
- 2010 Poster on grooming
- 2015 Poster on other phase of project

Poultry

5.00 4.50 4.00 3.50 3.00

Scratching the Surface – Level 1

- 2100 Completed project book
- 2105 Poster – Identify at least 6 breeds of poultry
- 2110 Poster – Identify at least 30 poultry body parts
- 2115 Display- of 6 feather patterns

Testing Your Wings – Level 2

- 2200 Completed project book
- 2205 Poster – Show and explain the APA Standard of Perfection
- 2210 Poster – Identify parts of a bird's digestive system
- 2215 Build a Candler

Flocking Together – Level 3

- 2300 Completed project book
- 2305 Poster – show and label parts of a bird's skeleton
- 2310 Poster- identify and explain 20 careers involving poultry
- 2315 Display- of 6 decorated eggs (empty eggs only)

4-H Embryology (members)

- 2400 Completed project book
- 2405 Poster- show stages of embryo development
- 2410 Poster- show stages of egg development

Alpaca

5.00 4.50 4.00 3.50 3.00

- 2500 Completed project book
- 2505 Poster on uses of Alpacas
- 2510 Poster of Grooming or Shearing
- 2515 Poster on Training and Packing
- 2520 Poster on origin of the species and basic anatomy

Swine

5.00 4.50 4.00 3.50 3.00

- 2600 Completed project book
- 2605 Poster on animal health
- 2610 Poster on grooming
- 2615 Poster on other phase of project

**Section 30
Leadership and Career Education**

Class	PREMIUMS	5.00	4.50	4.00	3.50	3.00
01 Member 13-15 years of age- Poster or report depicting leadership, citizenship or diversity activity you planned, completed and what you learned.						
05 Member 16-18 years of age- Poster or report depicting leadership, citizenship or diversity activity you planned, completed and what you learned.						

**Section 31
Computer**

Class	PREMIUMS	5.00	4.50	4.00	3.50	3.00
Booting Up – Level I						
01 Poster – Make a list of computer uses (at least 5 each) in the home, school and community						
05 Poster – Advantages and Disadvantages of Computer use in daily life						
10 Poster – Computer and their components with description.						
15 Poster – List rules for On Line Safety						
20 Create three Birthday signs on 8 ½ X 11 paper						
Hardware and Software Magic – Level II						
100 Poster or report on differences between Ram & Rom	5.00	4.50	4.00	3.50	3.00	
105 Display an understanding of file extensions and what they mean						
110 Develop a checklist for evaluating Websites for accuracy, authority, relevancy and objectivity						
Reaching Beyond – The Advanced User – Level III						
200 Design a Web Site	5.00	4.50	4.00	3.50	3.00	
205 Display how you used technology skills in community service – photo display						
210 Use Desktop Publishing Software to create a 12 page magazine						
215 Use a geographic information system to make a map of your community						

**Section 32
Health and Fitness**

Class	PREMIUMS	5.00	4.50	4.00	3.50	3.00
Discovering Me						
01 Project book						
05 Poster						
10 Display						

First Aid

- Level 1- First Aid in Action
 - 100 Project book
 - 105 Family first aid kit with treatment booklet
 - 110 Poster on first aid for cuts/scrapes
 - 115 Poster on how to avoid animal bites
 - 120 Poster on poisonous plants
- Level 2- Staying Healthy
 - 200 Project book
 - 205 Poster on how to correctly wash hands
 - 210 Poster on power foods
 - 215 Display on portion size
 - 220 Poster on breakfast
- Level 3- Keeping Fit
 - 295 Project book
 - 300 Poster on benefits of keeping fit
 - 305 Poster on hydration
 - 310 Brochure proper equipment to avoid injury
 - 315 Poster on warm up/cool down tips

Bowling	5.00	4.50	4.00	3.50	3.00	
505 Poster- Bowling rules						
510 Poster- How to score correctly and accurately						
515 Poster- Display of equipment						
520 Report on any phase of project						

**Section 33
Outdoor Adventures**

Class	PREMIUMS	5.00	4.50	4.00	3.50	3.00
Hiking Trails						
01 Project book						
05 Poster- clothing and fabrics used in outdoor clothing						
10 Poster- hiking etiquette						
15 Poster- wildlife footprints						
20 Display- hiking essentials- backpack with necessary items, include short reason why to include item						
25 Display- hiking first aid kit- each item labeled						

Camping Adventures (2)

- 100 Project book
- 105 Poster- personal gear
- 110 Poster- group gear
- 115 Poster- basic camping tools
- 120 Poster- water related illnesses, include how to treat and prevent illness
- 125 Display- knots useful for camping (min. 6)

Camping Adventures (3)

- 200 Project book
- 205 Poster- plan a week long menu for your camping trip
- 210 Poster- different types of maps
- 215 Poster- emergency procedures in remote areas
- 220 Display- tent repair kit, label each item, include short reason why to include item

Orienteering

- 300 Poster on what is orienteering
- 305 Poster on reading an orienteering map
- 310 Poster on how to read a compass
- 315 Poster on orienteering safety tips

**Section 34
Promoting 4-H**

Posters should be 14x22"; should include contact information for the 4-H Office!

	PREMIUMS	5.00	4.50	4.00	3.50	3.00	H/M	2.00
01	Poster – ages 8 to 12 as of January 1st							
05	Poster – ages 13 to 19 as of January 1st							

**Section 35
Cloverbud (Youth 5-8 years old as of 01/01/2025)**

Youth can enter up to 5 entries, judged Danish. No premiums – all entries receive a Participation Ribbon.

Youth can enter the below classes from the Cloverbud Curriculum, Cloverbud Horse, Exploring Farm Animals, and Treasures of 4-H.

No premiums- participation ribbon

- 01 Any item made at a Cloverbud Club meeting
- 05 Any item made as a result of what was taught at a Cloverbud Club meeting
- 10 A poster or display about what you learned as a Cloverbud 15A scrapbook displaying what you learned as a Cloverbud
- 15 Scrapbook about what you learned
- 20 A diorama about what you learned as a Cloverbud

**Section 36
Community Projects**

Photography of approved (by leader) 4-H club community project- each member can enter 1 entry for up to 3 community events they participated in. Photograph 5x7 or larger.


	PREMIUMS	6.00	5.00	4.00	3.00	2.00
100	Community Project					
105	Community Project 2					
110	Community Project 3					

Poster or Scrapbook of 4-H club community service project experience- Up to 5 photos documenting the project.

Label each photo with photography skill utilized.

	PREMIUMS	6.00	5.00	4.00	3.00	2.00
200	Community Project 1					
205	Community Project 2					
210	Community Project 3					





Department 10 Section 50

FFA- Future Farmers of America

Pre-register by July 23

Entering Saturday, August 22, 9:00 A.M. to 5:00 P.M.

Maximum of 20 entries per exhibitor per department and one entry per class.

Judging Sunday 9AM Superintendent Delores Bruce

- Any Monroe County Agricultural Education student may enter this contest.
- Flowers and plants entered/used for competition must be live or fresh unless noted
- Mechanics for hanging entries must be attached to the design.
- Definitions: Pedestal: a footed container; Wreath: must be in round shape; Wall Hanging: Design of any shape, max size 24" in any direction
- Floral Arrangements should be placed in a container free of label and glue that holds water. No foliage in water.

FFA House Plants / Designs

Premiums	\$8.00	\$6.00	\$5.00	\$4.00
001 - Hanging Basket: foliage 6" - 10" basket - attach the name and variety (if known) of the plant				
005 - Miniature Succulent Garden: in a tea cup or mug sized container, no larger than 4".				
010 - Mixes Herb Garden: three (3) varieties, maximum size container 12"				
015 - Dish Garden: foliage only - novelty container, maximum size 12" Diameter, 18" high				
020 - Catus Garden: maximum 10" pot				
025 - Air Plant Design: maximum 12" x 12", min of three (3) varieties if air plants				
030 - Topiary with succulents: designers' choice, maximum 18"				

FFA Floral Designs

Premiums	\$10.00	\$8.00	\$6.00	\$5.00
050 - Topiary made with fresh flowers and foliage: maximum of 24" high x 10" wide				
055 - Centerpiece with fresh flowers: maximum of 15" high x 10" wide				
060 - Centerpiece using silk flowers: maximum of 15" high, Theme: All American BBQ				
065 - Mason Jar: pint size 12" high, sild or dried material				
070 - Door decoration with sild or dried flowers and accessories: maximum of 24", Theme: Beach				
075 - Design a Sweet Treat with fresh flowers: may use paint or dye to change color of flowers, 8" maximum plant size				
080 - Fresh Wreath: Christmas theme, 24" maximum completed diameter, fresh evergreen to be made and decorated by students				
085 - Bud Vase: using fresh flowers, 9" maximum vase size, 20" height overall				
090 - Fresh Floral Design: incorporating vegetables, maximum 18" in any direction				
095 - Wrist Corsage with matching Boutonniere: Theme: Prom Under the Stars				
Premiums	\$15.00	\$10.00	\$8.00	\$6.00
100 - Bridal Bouquet: cascading bouquet 20" maximum, provide a weighted stand or vase to display bouquet				

FFA Landscape Ideas

Premiums	\$15.00	\$13.00	\$11.00	\$9.00
125 - Miniature Landscape Design of a Horticulture Business Live foliage and natural materials to represent landscape design. Must be in a wooden container 24" x 24" x 5" deep. All plants and accessories must be within box. 50% of area must be covered with live plants, 25% natural maternal, 25% accessories.				
150 - Miniature Landscape Design Live foliage and natural materials to represent landscape design. Must be in a wooden container 24" x 24" x 5" deep. All plants and accessories must be within box. 50% of area must be covered with live plants, 25% natural maternal, 25% accessories.				

