

Gardens & Drives

brettlandscaping.co.uk



Eden Sandstone Spring Blend



Riven Sandstone Mountain Mist



Invicta Moonstone & Onyx with High Kerbs Charcoal



GeoCeramica® Marmostone Black



Aura Bronze Fleck

Introduction

About us

At Brett, we are modern in our thinking. We're a service-led company anticipating your needs, being proactive and having integrity in everything we do.

Our products are manufactured from high-quality concrete, porcelain or ethically sourced natural stone and are designed to enhance any outside space with beautiful products, including block paving, paving slabs and kerb systems. Brett makes it all simple. We believe in delivering what we say – every time; to promote your outside experiences and infinite possibilities.

We are a trusted and established independent business. We understand our customers, their aspirations and how we can enable possibilities to become reality. And we connect through innovation, collaboration, knowledge and support, to create an outside space to inspire and build relationships to be proud of.

Brett. Built on relationships.



Turn your dreams into a reality.

Creating an outside space to suit your style can seem daunting, however, with your vision and our expertise, you can achieve your dream space. Simply follow these four steps below.

Everything's Easy. Anything's Possible.



STEP 1

BE INSPIRED

Visit the 'Inspirations' section on our website to view a portfolio of Brett Approved Installer driveway and garden installations.



STEP 2

SELECT YOUR BRETT PRODUCT

We're committed to providing you with a range of high-quality paving products, including concrete block paving, porcelain paving and natural stone. See page 9 for more details.



STEP 3

FIND A BRETT APPROVED INSTALLER

Visit our website to find a Brett Approved Installer near you.



STEP 4

YOU'RE IN GOOD HANDS

Sit back and relax knowing that once your installation is complete, you'll receive a 5 Year Installation Guarantee from your Brett Approved Installer and a 10 Year Product Guarantee from Brett.



Did you know?

Did you know your product choice accounts for roughly 20% of your landscaping budget? This means that you can feel confident in choosing any of our products without blowing your budget. The remaining 80% of cost is just as essential as this equates to the installation and sub-base materials. Investing in this will ensure your paving stands the test of time.

[→ Read more about our Brett Approved Installers on Pages 12 - 13](#)


Be different. Be inspired

Outside space is an important part of everyday living. Beautifully crafted outdoor environments add positive energy to our wellbeing as well as value to our homes. So it's worth taking the time to get it right. With Brett on your side, you can create a space to enjoy for years. This brochure showcases what we can do for you, helping you get a little closer to where you want to be.




Contact your local **Brett Approved Installer** for advice on how to help design and achieve your garden or driveway vision.



Scan the QR code to visit our Project Portfolio at brettlandscaping.co.uk






Contents

GARDENS	PAGE
INTRODUCTION & CONTENTS	8 - 9
GARDEN LANDSCAPING TRENDS	10 - 11
WHY USE A BRETT APPROVED INSTALLER	12 - 13
PORCELAIN EXPLAINED	14 - 15
GEOCERAMICA® FIORDI	16 - 17
GEOCERAMICA® MOSAIK	18 - 19
GEOCERAMICA® MARMOSTONE	20 - 21
GEOCERAMICA® IMPASTO	22 - 23
EDEN LIMESTONE PORCELAIN 	24 - 25
EDEN SANDSTONE PORCELAIN	26 - 27
EDEN SLATE PORCELAIN	28 - 29
ELURE 	30 - 31
ELEGANTE BASALT 	32 - 33
ELEGANTE QUARTZ	34 - 35
ELEGANTE TIMBER	36 - 37
ECLIPSE	38 - 39
COASTAL PORCELAIN WALLING	40
TEMPEST PORCELAIN WALLING	41
RIVEN SLATE	42
RIPPLED LIMESTONE	43
RIVEN SANDSTONE	44 - 45
CHAUCER	46
BRONTE	47
MELTONE	48
CANTERBURY	49
STAMFORD	50
STAMFORD ULTRA	51
QUORNDON	52
BROADWAY ECONOMY	53



GeoCeramica® Marmostone Black

DRIVES	PAGE
INTRODUCTION & CONTENTS	54 - 55
GEOCERAMICA® BLUESTONE	56 - 57
GEOCERAMICA® FIORDI	58 - 59
CONCRETE BLOCK PAVING EXPLAINED	60 - 61
AGGTECH TECHNOLOGY	62 - 63
INVICTA 	64
INVICTA FLOW 	65
LUGANO	66
LUGANO FLOW 	67
AURA	68 - 69
ALPHA	70
ALPHA FLOW	71
BETA	72 - 73
REGATTA	74 - 75
DELTA	76 - 77
OMEGA	78
OMEGA FLOW	79

ACCESSORIES	PAGE
INTRODUCTION & CONTENTS	80
PORCELAIN PLANKS & ACCESSORIES 	80
GARDEN EDGINGS & STEPPING STONES	81
KERBS 	82 - 83

FURTHER INFORMATION	PAGE
INTRODUCTION & CONTENTS	84
THINKING ABOUT COLOUR	84
UNDERSTANDING PAVING COLOURS	85
WHERE TO BUY	86 - 87
WHY BECOME A BRETT APPROVED INSTALLER	88 - 89
PRODUCT INFORMATION	90 - 97
GOOD TO KNOW	98 - 99



Eclipse Pulsar & Azure



Alpha Autumn Gold, Burnt Oak & Drivestyle Kerb



Riven Sandstone Mountain Mist



Elegante Timber Driftwood

Gardens

Your garden is a place for relaxation, to entertain, for the children to play, to escape the everyday. Landscaping your garden can mean many things to different people, from a tranquil lush green haven, to a more contemporary affair with structural planting, gravels and linear styling.

Whatever your taste, Brett Landscaping can create your wildest ideas with wonderful products to complement the colours, textures and style of your garden foliage and your home. Even the smallest areas can be enhanced by our landscaping products, to provide a sense of clear space, drawing focus to specific features, or to provide colour and textural contrast.

Pack options

Our garden paving is offered in a number of configurations to help you to determine the best options for your project.

Patio packs: Mixed size flags covering a set area in the same pack so that a number of attractive patterns and layouts can be achieved.

Linear packs: Linear sizes in the same pack to create a stylish range of contemporary and aesthetic options.

Single size packs: Packs containing all one size of flag.

Split packs: Available in our single size Eden and Elegante porcelain paving offer. Reduced sized pack enabling you to order a more convenient pack size.

Pricing indicator

££££ £££ ££ £

Product price indicators are for reference only. Prices are available on request from your local Brett Stockist.

CONTENTS	PAGE
GARDEN LANDSCAPING TRENDS	10 - 11
WHY USE A BRETT APPROVED INSTALLER	12 - 13
PORCELAIN EXPLAINED	14 - 15
GEOCERAMICA® FIORDI	16 - 17
GEOCERAMICA® MOSAIK	18 - 19
GEOCERAMICA® MARMOSTONE	20 - 21
GEOCERAMICA® IMPASTO	22 - 23
EDEN LIMESTONE PORCELAIN	NEW 24 - 25
EDEN SANDSTONE PORCELAIN	26 - 27
EDEN SLATE PORCELAIN	28 - 29
ELURE	NEW 30 - 31
ELEGANTE BASALT	NEW 32 - 33
ELEGANTE QUARTZ	34 - 35
ELEGANTE TIMBER	36 - 37
ECLIPSE	38 - 39
COASTAL PORCELAIN WALLING	40
TEMPEST PORCELAIN WALLING	41
RIVEN SLATE	42
RIPPLED LIMESTONE	43
RIVEN SANDSTONE	44 - 45
CHAUCER	46
BRONTE	47
MELTONE	48
CANTERBURY	49
STAMFORD	50
STAMFORD ULTRA	51
QUORNDON	52
BROADWAY ECONOMY	53



Chaucer Charcoal

Concrete paving

Durable, precision-engineered solutions to suit a wide range of projects.

- More control over colour and dimensions than natural stone paving
- High-quality, engineered products
- Extensive range of colours and textures
- Accessories available such as kerbs, edgings and stepping stones

→ See brettlandscaping.co.uk for more information

Porcelain paving

The modern day solution to garden paving. Enjoy the timeless beauty of our porcelain paving options, including the unique hybrid GeoCeramica® range which is also suitable for driveways.

- Long-lasting beauty
- Strong, durable and slip resistant
- Low-maintenance and resistant to everyday staining
- Versatile options for indoor and outdoor flooring

→ See brettlandscaping.co.uk for more information



Elegante Quartz Greige & Aura Silver Fleck



Rippled Limestone Honey & Alpha Kerb Autumn Gold

Natural stone paving

Specially selected classic natural stone to enrich your outdoor space with warmth and quality.

- Each piece is unique especially in colour
- Wide variety of colours and textures
- Responsibly sourced products

→ See brettlandscaping.co.uk for more information

Garden landscaping trends

Gardens are an important part of people's daily lives, being so much more than just an extension of your home. With a desire to reconnect with the outdoors, and to express individuality – regardless of your garden's size or style, we've got you covered. From modest balconies to expansive gardens, the future is brimming with landscaping opportunities.

Multi-function areas

If you have a smaller house, why not make the most of your garden's space? Incorporating dining areas into your outdoor spaces is a practical and stylish design choice. From rustic pizza ovens to built-in barbecues, there are plenty of options to match your garden's size and style. For dedicated zones like dining areas, consider using different paving materials and designs to reinforce a space's unique function and aesthetic.

Outdoor offices are another great way of adding utility to your garden. With home working becoming the norm, an outdoor office is an attractive option that is only growing in popularity. As well as providing an uplifting change of scenery for your working environment, outdoor offices can add architectural substance to your garden. Utility paving works well for your garden office's base, while porcelain paving can create a statement pathway that leads to your office in style.



Eclipse Azure



Elegante Quartz Greige & Eclipse Cosmic & Coastal Walling Sea Mist

Split-levels and garden sanctuaries

Including different levels is an effective way of adding depth to your garden. Splitting levels in your garden can create new lines of vision that will offer a fresh perspective. Try combining your split-levels with contrasting colours and accessories to emphasise the look. Zen gardens are a unique and enduring way of bringing yourself closer to nature. Distinctive yet adaptable, they allow for a great deal of creative freedom, with every plant and stone's placement being an art form in itself. Paving products with natural shades are an ideal pathway choice for your zen garden, creating a sense of journey and discovery. Modern materials such as porcelain paving can also act as a distinguishing border for your zen garden's perimeter. Consider devoting a small space of your outdoors for this Japanese-inspired trend, and experiment with muted tones and delicate plants. A perfect choice for those seeking a calming place to meditate.

Eco-friendly choices and sensory gardens

With a growing appreciation of all things natural, designing gardens that stimulate our senses is on the rise. Scented plants, vibrant petals, edible herbs and textured stone are all great additions that will help connect you to nature. Sensory gardens are easy to create and are known to boost your wellbeing. Whether you have a spacious garden or a small balcony, you can create a tranquil space built for reflection.

This sensory trend follows an ever-increasing environmental awareness, with an emphasis on sustainability and eco-friendly choices. Growing your own vegetables can help you cultivate a garden sanctuary that is kind to you, and to nature. You can even encourage more wildlife to take residence by introducing sheltering shrubs and hedges.

If you're short on space, raised beds are a great low-maintenance option; they can help protect your plants and make them easier to tend. For a relaxed look, consider introducing plants that clamber over walls, enhancing your garden's sense of space.



Canterbury Slate Grey & Vintage Kerb Charcoal



Riven Sandstone Mountain Mist



Aura Bronze Fleck

Rustic retreats

Rustic gardens are packed with charm, offering your outdoor space an informal and creative experience. When it comes to landscaping, make use of natural-looking materials like wood-effect porcelain for an authentic feel. Hanging baskets overflowing with colourful flowers will reinforce the rustic picture nicely, while terracotta pots brimming with herbs can add a Mediterranean influence. For an entirely different type of rural look, a cosy cottage garden with arching greenery and romantic plants is a great option for smaller gardens. Cobbled paving and curving paths are solid choices for this vintage and traditional design choice, which promises a timeless look. At Brett, we can help transform your outdoor space to a place that you can cherish and enjoy for years to come. With the help of a Brett Approved Installer you can achieve your unique garden vision.

➔ To find your local installer, visit brettlandscaping.co.uk/find-an-installer

Why use a Brett Approved Installer (BAI)

Providing you with that all-important peace of mind, our nationwide network of Brett Approved Installers (BAIs) is experienced in the craft of installing our products, and their workmanship is rigorously assessed and monitored, so you know your Brett driveway or patio will be installed to the highest standards.

All Brett Approved Installers have access to the latest technical and support services offered by Brett and so can easily help with product choice, design, logistics, British Standard queries and all other aspects of your project.

How do I find my Brett Approved Installer?

Simple. Scan the QR code or Visit our 'Find an Installer' page at brettlandscaping.co.uk, enter your postcode and search within your local area for the BAI that best meets your project needs.



5
5 Year Installation Guarantee



10
10 Year Product Guarantee



Expert Advice & Design Consultation



Quality Assessed Installers

“On average, our Brett Approved Installers have a 97% overall Customer Satisfaction Rate”



Aura Silver Fleck



Elegante Basalt Dark Ash

Brett Approved Installer 5-year Installation Guarantee

Only your Brett Approved Installer can provide you with a 5-year Installation Guarantee, so on completion of the project, you have the complete peace of mind that, if anything doesn't look right, your BAI will return to make sure it does. Your Approved Installer will also register your installation and product details directly onto our website – so you don't have to. All you need to do is verify the installation and products you chose are all as they should be.

Brett 10-year Product Guarantee

Once your Brett Approved Installer has submitted your project information, we'll automatically send you a personalised email with log-in details to access the Guarantee Portal on our website. Simply verify the Brett products installed, privately rate the service you've received from your Brett Approved Installer and download your 10-Year Product Guarantee. Then, just sit back and enjoy your beautifully installed and fully guaranteed paving products from Brett Landscaping.



Scan the QR code to Find an Installer at brettlandscaping.co.uk



Eclipse Lunar Installed by A.L.S Landscaping

“Every customer I work with is unique. I listen to what they want and by using my industry experience and design flexibility I can assure them a quality installation and help turn their dream into a reality.”

– Addam Smith, A.L.S Landscaping
Newcomer of the Year Award Winner 2020

- GARDENS
- GARDEN LANDSCAPING TRENDS
- WHY USE A BRETT APPROVED INSTALLER
- PORCELAIN EXPLAINED
- GEOCERAMICA® FIORDI
- GEOCERAMICA® MOSAIK
- GEOCERAMICA® MARMOSTONE
- GEOCERAMICA® IMPASTO
- EDEN LIMESTONE PORCELAIN
- EDEN SANDSTONE PORCELAIN
- EDEN SLATE PORCELAIN
- ELURE
- ELEGANTE BASALT
- ELEGANTE QUARTZ
- ELEGANTE TIMBER
- ECLIPSE
- COASTAL & TEMPEST PORCELAIN WALLING
- RIVEN SLATE & RIPPLED LIMESTONE
- RIVEN SANDSTONE
- CHAUCER & BRONTE
- MELTONE & CANTERBURY
- STAMFORD & STAMFORD ULTRA
- QUORNDON & BROADWAY ECONOMY

Porcelain explained

Brett has five porcelain product ranges – GeoCeramica® – exclusive, hybrid design, Eden – our signature collection, Elure – our sleek and modern range, Elegante – luxury Italian porcelain and Eclipse – our modest, staple collection, all of which are manufactured to the highest standards. They are precision cut after processing to ensure the finest tolerances and have a proven low slip potential when tested against UK standards.

There are a multitude of external porcelain and ceramic paving options now available in the market. But not everything's the same.

Which porcelain should I choose?

	GeoCeramica®	Eden	Elure	Elegante	Eclipse
Easy Installation*	•				
Driveway Suitable	•				
10mm Available	•				
Traditional Natural Look		•			
Patio Pack		•			
Aspect Ratio		•	•	•	
Split Packs**		•		•	
Matching Accessories	•			•	
Resistant to Staining	•	•	•	•	•
Easy Clean	•	•	•	•	•
Resistant to Scratching	•	•	•	•	•
Colour Fade Resistant	•	•	•	•	•
Slip Resistant***	•	•	•	•	•
Frost Resistant	•	•	•	•	•
Water Resistant	•	•	•	•	•
Premium Quality	•	•	•	•	•

* Due to a unique pre-bonded cementitious base.
 ** Available in single size/linear single size pack options.
 *** Slip Resistant Level PTV ≤ 36 (Low Potential for Slip).



Here's our simple guide to getting the right product for your project

- Insist on porcelain rather than ceramic; it's stronger, more stain resistant, scratch, water and frost resistant.
- Always ask for a Declaration of Performance (DOP) for your chosen product to be sure it is porcelain. Look for water absorption data of less than 0.5% as well as UK measures of slip resistance in accordance with HSE guidelines (do not rely on 'R' values). These factors are the key to a good quality product.
- Looks are a key consideration when selecting porcelain paving. A good porcelain supplier should be able to tell you exactly how many different surface variations there are in a specific product – the more variations, the better the look.
- Be sure to get reputable installation advice from a Brett Approved Installer. Some products require adhesion aids that need to be considered in your overall costs. Products like our GeoCeramica® porcelain range, however, do not require these due to their hybrid pre-bonded, mortar-base design.

It's easy to see why people fall in love with our porcelain ranges. So, if it's the sleek, contemporary style you've settled on, why not download our dedicated porcelain brochure from our website.

Simply go to brettlandscaping.co.uk and live your life in porcelain.

➔ All of our supporting information on our Porcelain paving ranges is available at brettlandscaping.co.uk.



Eden Sandstone Porcelain Autumn Blend



Eclipse Apollo

GeoCeramica® Fiordi

The GeoCeramica® Fiordi range boasts the same desirable aesthetics that you would expect from natural stone, while having the longevity offered by modern paving technology.

Its delicately textured surface and sandstone colour palette will blend effortlessly with a variety of garden environments. The complementary, subtle shades enable Fiordi Porcelain to become a staple of your outdoor space.



Its classic stylings are matched only by its versatility, with the Fiordi Porcelain range being available in a 600x600mm plan size, and in 60mm, 40mm and 10mm thickness, providing you with excellent scope for creativity. For example, the 10mm option allows continuity between indoor and outdoor spaces – a modern design feature that embraces the desire to be connected with nature.

- Step treads made to order
- 60mm Fiordi available for drives
- 10mm product for indoors and detailing
- Complementary porcelain walling & planks available
- See pages 90 – 97 for plan sizes & pack information


➔ See brettlandscaping.co.uk for more information




Top tip
Combine Fiordi with Aura courtyard cobbles to add rustic charm to your space.



Fumo



Grigio



Sand

GeoCeramica® Mosaik

If you are looking to bring real character to your garden, GeoCeramica® Mosaik offers a unique, Middle Eastern inspired aesthetic.

The distinguishing Mosaik pattern, combined with its earthy colour range and texturing, adds a truly romantic ambience to your outdoor space. The innovative GeoCeramica® technology also means that you don't have to sacrifice durability for elegant styling.

With its unique accents, the Mosaik is perfect for creating certain focal points for your garden, working brilliantly for split levelled designs, or even an exotic courtyard oasis. With a 600 x 600 plan size and 40mm and 10mm thickness, the Mosaik matches particularly well with the Fiordi range, adding an elegant, timeless detailing to Fiordi's natural tones.

- Step treads made to order
- 10mm product for indoors and detailing
- Complementary porcelain walling & planks available
- See pages 90 - 97 for plan sizes & pack information

➔ See brettlandscaping.co.uk for more information



Mosaik Grigio



Mosaik Sand



GeoCeramica® Mosaik Grigio & Aura Silver Fleck

Top tip
Combine Mosaik with GeoCeramica® Fiordi for an eye-catching design.



GeoCeramica® Mosaik Grigio & Aura Silver Fleck

Trending
Add a romantic, warm ambience to your garden by using muted tones and creating defined intimate spaces.

- GARDENS
- GARDEN LANDSCAPING TRENDS
- WHY USE A BRETT APPROVED INSTALLER
- PORCELAIN EXPLAINED
- GEOCERAMICA® FIORDI
- GEOCERAMICA® MOSAIK
- GEOCERAMICA® MARMOSTONE
- GEOCERAMICA® IMPASTO
- EDEN LIMESTONE PORCELAIN
- EDEN SANDSTONE PORCELAIN
- EDEN SLATE PORCELAIN
- ELURE
- ELEGANTE BASALT
- ELEGANTE QUARTZ
- ELEGANTE TIMBER
- ECLIPSE
- COASTAL & TEMPEST PORCELAIN WALLING
- RIVEN SLATE & RIPPLED LIMESTONE
- RIVEN SANDSTONE
- CHAUCER & BRONTE
- MELTONE & CANTERBURY
- STAMFORD & STAMFORD ULTRA
- QUORNDON & BROADWAY ECONOMY

GeoCeramica® Marmostone


Taking inspiration from the beauty of natural marble paving, GeoCeramica® Marmostone is perfect for those wishing to introduce a sense of grandeur and scale to their outdoor areas.

The natural, marbled aesthetic will undoubtedly add a luxurious look to any garden, while still being highly functional and low maintenance.


Whether as an accent feature or as a main focus, GeoCeramica® Marmostone is a stylish way to enrich your entertainment space, while also bringing a sense of drama and visual impact to balcony and patio areas. Available in a 600x600mm plan size and a 40mm and 10mm thickness, offering you the creative freedom to blend your patio with your home's interior, creating an effortless synergy between your indoor and outdoor areas.

- 10mm product for indoors and detailing
- Step treads made to order
- Complementary porcelain walling & planks available
- See pages 90 - 97 for plan sizes & pack information

→ See brettlandscaping.co.uk for more information



Black



Grey



Trending

Create a Japanese inspired zen garden with our GeoCeramica® Marmostone, perfect for those seeking a calming place to meditate and unwind.

Top tip

Combine both colours to create a contrasting design.



GeoCeramica® Impasto

With a minimalistic look, GeoCeramica® Impasto provides a clean, crisp finish.

The Noir colour option offers a bold and luxurious personality, while the versatile Grigio colour is an excellent choice for a more neutral design. Either one will set a distinctly modern tone for your outdoor area.


When combined together, both colour options can stylishly frame split-levelled gardens, offering an attractive contrast that will identify and define your separate spaces. Available in a 600x600mm plan size, and a 40mm and 10mm thickness, GeoCeramica® Impasto will not only compliment your garden's best features, but also help accentuate them. Simply add low rattan furniture and potted plants to complete the contemporary look.

- 10mm product for indoors and detailing
- Step treads made to order
- Complementary porcelain walling & planks available
- See pages 90 - 97 for plan sizes & pack information

➔ See brettlandscaping.co.uk for more information



Grigio



Noir



GeoCeramica® Impasto Grigio



GeoCeramica® Impasto Noir



GeoCeramica® Impasto Noir

Top tip

Our GeoCeramica® range is unique with its pre-bonded cementitious base layer making it quick and easy to install.



Eden Limestone Porcelain


The sophisticated, warm palette of Eden Limestone Porcelain will evoke the sun-drenched charm of the Mediterranean in your own garden, while still being subtle enough to work well with modern homes.

The natural patterning and earthy colour tones are a timeless paving solution, adding a rustic aesthetic that's brimming with character.


With many homeowners looking to bring themselves closer to nature, Eden Limestone's natural qualities are an elegant solution. From luxurious pathways to serene outdoor features, its relaxing tones are the perfect way for you to create your own garden paradise. Available in 1200 x 600 x 20mm and 800 x 800 x 20mm plan sizes, allowing for more contemporary design choices, while still replicating the rustic quality of natural limestone.

- 20mm product for internal and external use
- Single size packs available as part of our split pack service
- Complementary porcelain walling & planks available
- See pages 90 - 97 for plan sizes & pack information


→ See brettlandscaping.co.uk for more information




Cream



Fawn




Mink



Cream Linear Pack



Fawn Linear Pack



Mink Linear Pack



Eden Limestone Porcelain Fawn



Eden Limestone Porcelain Mink

Top tip

The neutral colours of Eden Limestone can be combined to create a contemporary design for years to come.

Eden Sandstone Porcelain


Exclusive to Brett Landscaping, Eden Sandstone Porcelain brings the timeless aesthetics of natural sandstone, whilst having the hardwearing properties of porcelain.

The warm and welcoming colour options are particularly well suited for creating an attractive, outdoor retreat – one which you won't want to keep hidden for long. Completing the look, the variegated patterning produces some captivating tones and hues, which are sure to uplift any property and garden space.


When paired with wooden textures and greenery, you can embrace the outdoor living trend. Take advantage of mixed-size patio packs for a more traditional sandstone design, and introduce a truly romantic ambience to your garden.

- 20mm product for internal and external use
- Complementary porcelain walling & planks available
- See pages 90 – 97 for plan sizes & pack information


→ See brettlandscaping.co.uk for more information




Eden Sandstone Porcelain Spring Blend & Aura Silver Fleck




Eden Sandstone Porcelain Spring Blend & Aura Silver Fleck



Autumn Blend Patio Pack



Spring Blend Patio Pack



Kandla Grey Patio Pack



Autumn Blend Linear Pack



Spring Blend Linear Pack



Eden Sandstone Porcelain Autumn Blend



Eden Slate Porcelain


Inspired by the raw beauty of riven slate, the natural shades of Eden Slate Porcelain are the perfect way of creating a contemporary look for your outdoor space.

Available in two colour options, Clouded Sky and Midnight Shadow are bold yet versatile, having the potential to be combined for some uniquely modern designs.


With gardens increasingly becoming multi-functional spaces, Eden Slate Porcelain is an excellent way of transforming your outdoor space into an attractive social retreat, or a chic outdoor kitchen. Additionally, the fresh style and complimenting colours can create striking contrasts with split-level designs, turning your elevated areas into a unique design feature. To further enhance your garden's natural accents, mixed-size patio packs and a 1000 x 500mm plan size are also available to complement a wide variety of home styles and sizes.

- 20mm product for internal and external use
- Single size packs available as part of our split pack service
- Complementary porcelain walling & planks available
- See pages 90 - 97 for plan sizes & pack information


➔ See brettlandscaping.co.uk for more information




Clouded Sky Patio Pack



Midnight Shadow Patio Pack



Clouded Sky Linear Pack



Midnight Shadow Linear Pack



Eden Slate Porcelain Clouded Sky & Midnight Shadow



Eden Slate Porcelain Midnight Shadow

Top tip
Combine both Eden Slate colours to create a contemporary, unique patio to suit your style.



Eden Slate Porcelain Clouded Sky



Eden Slate Porcelain Midnight Shadow

- GARDENS
- GARDEN LANDSCAPING TRENDS
- WHY USE A BRETT APPROVED INSTALLER
- PORCELAIN EXPLAINED
- GEOCERAMICA® FIORDI
- GEOCERAMICA® MOSAIK
- GEOCERAMICA® MARMOSTONE
- GEOCERAMICA® IMPASTO
- EDEN LIMESTONE PORCELAIN
- EDEN SANDSTONE PORCELAIN
- EDEN SLATE PORCELAIN
- ELURE
- ELEGANTE BASALT
- ELEGANTE QUARTZ
- ELEGANTE TIMBER
- ECLIPSE
- COASTAL & TEMPEST PORCELAIN WALLING
- RIVEN SLATE & RIPPLED LIMESTONE
- RIVEN SANDSTONE
- CHAUCER & BRONTE
- MELTONE & CANTERBURY
- STAMFORD & STAMFORD ULTRA
- QUORNDON & BROADWAY ECONOMY



Elure

A stylish, minimalistic range, Brett Elure Porcelain offers four sophisticated shades of grey with the distinctive aesthetics of stone paving.


The ever-popular 900 x 600mm plan size creates a seamless contemporary look and is the perfect foundation for creating a striking, low-maintenance outdoor space.

Elure's large format paving offers a modern day solution to your garden coupled with our cool colour palette, proven to make smaller spaces seem larger. This versatile paving can be used to create stunning patios to structured pathways, enabling you to seamlessly connect to multiple garden areas such as an outdoor kitchen or a hidden sanctuary to escape and unwind.


- Single size packs available
- 20mm product for internal and external use
- Complementary Porcelain walling & planks available
- See pages 90 – 97 for plan sizes & pack information

Available from May 2022

➔ See brettlandscaping.co.uk for more information



Charcoal Grey



Ice Grey



Mineral Grey



Platinum Grey



Elure Charcoal Grey

Trending

Use different heights, sizes, textures and flower shapes to keep a simple garden stylish and interesting.



Elegante Basalt


An ideal choice for urban inspired gardens, the speckled surface and fine-grained texture is sure to make a statement.

The Dark Ash colouring is strikingly elegant, while also being luxuriously simple in design. Choose to soften the seamless aesthetic with simple greenery, or instead enhance it with brightly coloured accessories.

The clean, stylish characteristics of this product are well suited for garden bars, creating a chic ambience with a modern appeal – perfect for entertaining guests. With Elegante Basalt’s refined yet modern characteristics, you can effortlessly create a contemporary outdoor space that is an extension of your indoors, bringing new and intriguing dimensions to your garden. Available in a 1000 x 500 x 20mm plan size, Elegante Basalt Porcelain is as hard-wearing as it is sophisticated, making it the perfect modern paving solution.

- 20mm product for internal and external use
- Single size packs available as part of our split pack service
- Complementary porcelain walling & planks available
- See pages 90 – 97 for plan sizes & pack information

→ See brettlandscaping.co.uk for more information



Dark Ash



Elegante Basalt Dark Ash

Elegante Quartz

Beautifully replicating the fine-veined effect of natural quartz, the Quartz range has a wonderfully textured aesthetic, lending itself well to both interior and exterior spaces.

The tasteful colour palette offered by Anthracite and Greige deliver an understated look with impressive scope for design options, able to uplift both modern and traditional homes with its premium qualities.

The design flexibility of Elegante Quartz gives you the freedom to select matching features and accessories, with the timeless colour tones enabling stunning focal points and eye-catching contrasts. Available in a 1200 x 400 x 20mm plan size, simply use Elegante Quartz by itself as an impressive focal area, or consider combining with Aura cobbled paving to create contemporary meets traditional stylings.

- Range of complementary accessories made to order
- Complementary porcelain walling & planks available
- See pages 90 - 97 for plan sizes & pack information

➔ See brettlandscaping.co.uk for more information



Antracite



Greige



Elegante Quartz Antracite



Elegante Quartz Greige



Elegante Quartz Greige, Coastal Walling Sea Mist & Eclipse Cosmic



Elegante Quartz Greige

Elegante Timber

Natural timber has often been a popular choice for the modern home, embodying a distinctly Nordic style for any outdoor space.

Elegante Timber preserves the Scandinavian ambience of natural timber, while having the durability and low-maintenance qualities of porcelain. The Driftwood, Vintage Oak and Cedar colours provide you with three refined choices, able to uplift both rustic and contemporary homes alike.

If you are looking to make your garden an extension of your indoors, Elegante Timber Porcelain is an on-trend choice. The natural timber design has a warm and comforting aesthetic, providing you the perfect incentive to reconnect with nature. This versatile porcelain product is ideal for a multitude of outdoor spaces; even for creating your own zen garden. Available in a sleek 1200 x 400 x 20mm plan size, Elegante Timber will make you want to embrace outdoor living, whatever the season.

- Range of complementary accessories made to order
- Complementary porcelain walling & planks available
- See pages 90 - 97 for plan sizes & pack information


→ See brettlandscaping.co.uk for more information

Trending

Natural materials and rammed earth tones throughout our Elegante Timber Porcelain range are perfect for a rustic garden.



Elegante Timber Cedar




Elegante Timber Vintage Oak




Elegante Timber Driftwood



Driftwood



Vintage Oak



Cedar

Top tip

Add longevity to your garden with our Elegante Timber Porcelain - a highly durable and a low-maintenance alternative to wooden decking.

Eclipse

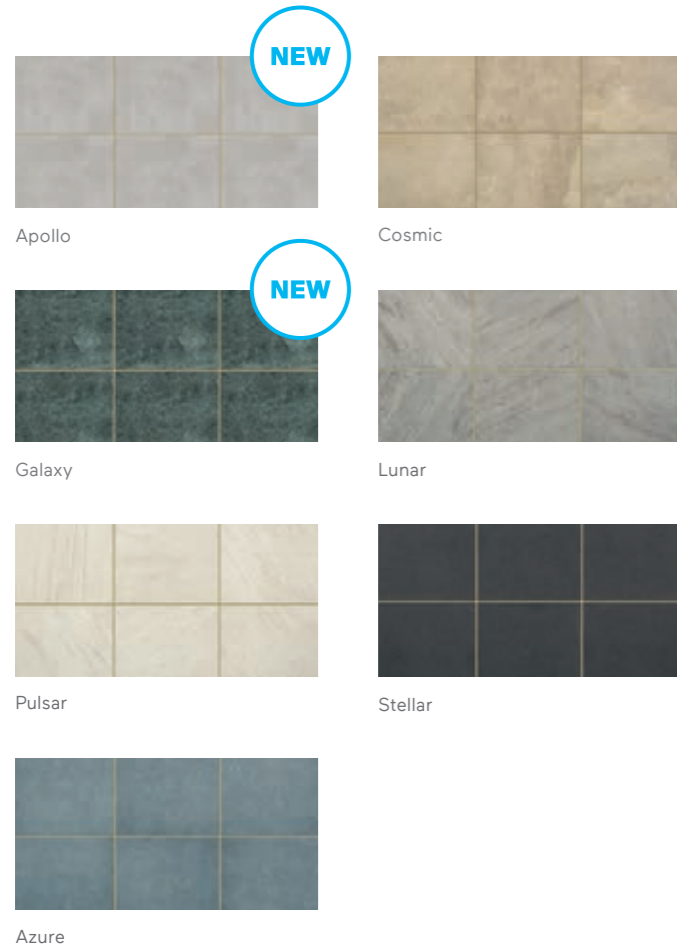
The Eclipse Porcelain range is a highly versatile paving solution, allowing for a seamless indoor-outdoor living experience.

With seven distinctive colour options available, you can create stunning, timeless exteriors that will adapt to new design trends. In particular, the new Apollo colour option replicates the smooth, concrete aesthetic associated with urban landscapes; an excellent way of introducing a stylish minimalism to your outdoors.

From striking patios to your dream outdoor kitchen, the Eclipse range has the potential to realise practically any design aspiration. Available in 600 x 600 x 20mm single size packs, this elegant paving solution can create a coordinated finish for your garden, blurring the line between indoor and outdoor living.

- Complementary porcelain walling & planks available
- See pages 90 - 97 for plan sizes & pack information

➔ See brettlandscaping.co.uk for more information



Eclipse Apollo



Eclipse Galaxy

Trending

From interiors to exteriors, the colour grey is here to stay!



Eclipse Lunar



Eclipse Pulsar & Azure

Coastal Porcelain Walling

Whether you live near the ocean, or just want that cool, calm feeling, Coastal Porcelain Walling provides the perfect seamless extension from indoor to outdoor living.

For the perfect seamless extension from your indoor to outdoor living space, our Tempest and Coastal ranges achieve a contemporary feel with an easy to upkeep finish. From creating statement feature walls and raised beds to realising your dream outdoor kitchen, the possibilities are endless.

- Single size packs
- Single size packs available as part of our split pack service

→ See brettlandscaping.co.uk for more information



Coastal Ocean



Coastal Pebble



Coastal Sea Mist

Top tip
Add texture to your garden with our Porcelain Walling, perfect for creating a unique focal point.



Coastal Sea Mist & Eclipse Cosmic



Coastal Sea Mist, Eclipse Cosmic & Elegante Quartz Greige*

Tempest Porcelain Walling

It's very name conjures intrigue and seduction. Available in contrasting tones, this porcelain range provides stunning design flexibility and contemporary modernism with a surface that is easy to maintain.

For the perfect seamless extension from your indoor to outdoor living space, our Tempest and Coastal ranges achieve a contemporary feel with an easy to upkeep finish. From creating statement feature walls and raised beds to realising your dream outdoor kitchen, the possibilities are endless.

- Single size packs
- Single size packs available as part of our split pack service

→ See brettlandscaping.co.uk for more information




Tempest Volcanic Ash



Tempest Silver Storm



Tempest Volcanic Ash



Tempest Warm Amber


Riven Slate

Brett's high-quality Brazilian slate is carefully selected for the beauty of its naturally occurring tones.


Available in modern Olive Black or Woodland Grey, our premium quality Riven Slate paving range offers a stylish contemporary look with its characterful surface.

- Patio packs
- Responsibly sourced
- See pages 90 - 97 for plan sizes & pack information

→ See brettlandscaping.co.uk for more information



Olive Black



Woodland Grey



Riven Slate Olive Black



Riven Slate Woodland Grey

Rippled Limestone


Harnessing a natural warmth and appearance, Rippled Limestone creates a pleasingly rustic feel for any outdoor space.

The calming hues of Mystic Sky and Ocean Spray provide a cool aesthetic, while the warm, varied tones of Honey reinforce the rustic visual. No matter the colour, the unique tones and feel of this product will create a truly bespoke identity for your garden.

Make use of the natural texturing to introduce a traditional interest to your home, offering an excellent synergy with your garden's features and accessories. When combined with a pergola or wooden seating, you can create vintage levels of charm for your outdoor spaces. And, the choice of single-size and mixed-size patio pack options make reaching your design aspirations that much easier.

- Patio packs
- Single size packs
- Responsibly sourced
- See pages 90 - 97 for plan sizes & pack information


→ See brettlandscaping.co.uk for more information




Honey



Mystic Sky



Ocean Spray



Rippled Limestone Mystic Sky



Rippled Limestone Honey with Alpha Kerb Autumn Gold

Riven Sandstone

Optimising the feel of an English country garden, our Riven Sandstone paving range offers a selection of colourful colours.

From the robust, autumnal shades of Fossil Mint and Sunrise, through to the cooler and more delicate tones of Forest Glen and Mountain Mist, these natural shades give your patio a unique look and feel. Varying piece to piece, the distinctive colours will take on a new charm in each individual setting, providing an almost antique aesthetic. With a choice of rich colours and plan size options, the Riven Sandstone range provides you with maximum flexibility and creative flair, suitable for every garden type. The organic feel of Riven Sandstone is perfectly matched for individuals looking to achieve a setting that compliments the surrounding nature of their home, ticking all the boxes for a romantic English country garden.

- Patio packs
- Single size packs
- Responsibly sourced
- See pages 90 - 97 for plan sizes & pack information

➔ See brettlandscaping.co.uk for more information



Forest Glen



Fossil Mint



Mountain Mist




Sunrise



Riven Sandstone Mountain Mist



Riven Sandstone Fossil Mint



Riven Sandstone Mountain Mist



Riven Sandstone Sunrise

Top tip

For the look of Riven Sandstone combined with the durability and ease of maintenance offered by porcelain, try Eden Sandstone Porcelain paving (pages 26 - 27).

Chaucer

An attractive yet affordable paving option, the Chaucer range is available in three popular colour options; Buff, Charcoal and Natural.

Featuring straight edges and a textured surface, Chaucer paving is narrow jointed for a more defined finish. With its practical yet subtle stylings, the Chaucer range will let you embrace outdoor living every month of the year.

For those looking to reclaim their outdoor space, this practical paving solution is ideal for designing patios, creating pathways, and even forming stepping stones; particularly when supplemented with aggregates. When softened with planting, this product is also capable of creating a calming space for you to enjoy, while the 600 x 600 x 35mm and 450 x 450 x 32mm plan sizes are able to accommodate a range of designs.

- Single size packs
- See pages 90 - 97 for plan sizes & pack information

➔ See brettlandscaping.co.uk for more information



Buff



Charcoal



Natural



Chaucer Charcoal



Chaucer Natural

Bronte


The chalky and natural palette of the Bronte range sets an earthy tone to your outdoor spaces, while the riven effect takes these traditional stylings further, with a finish that suggests a handmade quality.

The multi-tonal character of this product also adds an extra level of depth and nuance to your patio, greatly upscaling your outdoor spaces.


This paving range is an excellent choice for those looking for design flexibility, with complementary accessories – such as circle kits and stepping stones – introducing new dimensions and artistry to your garden. Details such as these can be an effective way of drawing attention to certain design features, or for highlighting your garden’s best lines of sight. Endless design capabilities, multiple plan sizes, and huge amounts of charm are hallmarks of the Bronte range.

- Single size paving
- Full circles
- Stepping stones
- Mixed size patio packs
- Circle corner kit
- See pages 90 - 97 for plan sizes & pack information

➔ See brettlandscaping.co.uk for more information



Bronte Weathered Buff



Bronte Acorn Brown



Acorn Brown



Weathered Buff



Weathered Stone

Meltone

A contemporary, granite-effect garden paving slab, our Meltone products feature a lightly textured, slip-resistant surface, enabling you to get the premium look of granite – at a much more affordable price.

Meltone is available in a single silver-grey colour, featuring black flecks that add a distinguishing flair. Offered in 450 x 450 x 32mm and 600 x 600 x 35mm plan sizes, the versatile granite aesthetic is an ideal way to complement existing detailing, or for canvassing your garden's existing colours. With its neutral, grey visuals, Meltone is highly suited for designs that demand a clean, modern look.

- Single size packs
- See pages 90 – 97 for plan sizes & pack information
- Complementary Meltone Kerb available see page 83

→ See brettlandscaping.co.uk for more information



Black Fleck

Top tip

Combine with Lugano Block Paving to create a stylish border (page 66).



Meltone Black Fleck



Meltone Black Fleck



Meltone Black Fleck

Canterbury

The natural colours and earthy hues of Canterbury paving ensure a timeless look that can complement a wide variety of garden settings.

With its aged feel, the freshly quarried riven surface and dressed edges introduce a sense of texture, helping to build an idyllic, country-garden ambience.

Consider creating reclusive spots and social areas, and combine with Vintage Kerb to introduce walling into your design, creating a trendy outdoor feature. This look can be taken even further when fancy shading, matching cozy seats, and woven rugs are introduced, turning your garden into an extension of your home and style. Available in traditional mixed-size patio packs, Canterbury is an excellent starting point for those looking to embrace the British garden culture.

- Patio packs
- See pages 90 – 97 for plan sizes & pack information

→ See brettlandscaping.co.uk for more information



Mellow Amber



Old Cotswold




Slate Grey



Canterbury Slate Grey

Top tip

Use Vintage Kerb to create low level walling (page 82).



Canterbury Old Cotswold

Stamford

The Stamford range of economy wet-cast concrete flag paving is designed to offer exceptional value when creating patios, paths and utility areas around the home.

Each flag has an edge detail that's ideally suited to being laid with narrow joints, maximising the speed and ease of installation for the DIY enthusiast. Stamford features a detailed riven surface which is available in both 600 x 600 x 32mm and 450 x 450 x 32mm plan sizes, consisting of three colours, offering plenty of scope for different design options.

The ease of fitting, varied application and overall value make the Stamford range an excellent entry point for those looking to add modern paving to their outdoor space.

- Single size packs
- See pages 90 - 97 for plan sizes & pack information

➔ See brettlandscaping.co.uk for more information



Buff



Charcoal



Natural



Stamford Natural



Stamford Buff



Stamford Charcoal

Stamford Ultra


For softer, more organic designs, Stamford Ultra offers a gently rippled texture, available in three colours, and one 450x450x32mm plan size.

Stamford Ultra's additional texturing lends itself well to some more delicate design aspirations, capable of bringing charm and functionality to your outdoor space. The complimenting neutral tones work particularly well with monochrome accessories to achieve a modern, chic style. And when combined with statement seating and potted planting, you can bring a modishly lived-in feel to your garden.


Merging economic practicality with stylish flair, Stamford Ultra is an excellent domestic utility paving solution.

- Single size packs
- See pages 90 - 97 for plan sizes & pack information

➔ See brettlandscaping.co.uk for more information



Stamford Ultra Natural




Stamford Ultra Natural



Buff



Charcoal



Natural


Quorndon

Quorndon is designed with a chamfer, which enables easier accessibility, with Buff and Natural colour variations available to allow you to find the most suitable aesthetic for your plans.

With its gently riven surface and colour variations, this hardwearing paving flag is ideal for utility paving areas and patios – and for added flexibility, Quorndon is available in three sizes.

- Single size paving
- See pages 90 – 97 for plan sizes & pack information


→ See brettlandscaping.co.uk for more information



Buff



Natural



Quorndon Natural



Quorndon Buff

Broadway Economy

Durable, riven concrete paving in two natural-looking colours.

Available in two plan sizes, this functional, economical concrete paving flag suits utility areas such as shed bases and hard standing areas perfectly.

- Single size paving
- See pages 90 – 97 for plan sizes & pack information

→ See brettlandscaping.co.uk for more information

Please note:

The colours and surface finishes of Broadway Economy may vary, so we would not recommend its use for patios; but it is ideal for outdoor utility applications.



Buff Riven



Natural Riven



Broadway Economy Riven Buff



Broadway Economy Riven Buff

Drives

A driveway isn't simply a place for your car, it's the entrance to your home. It should be inviting, impactful, stylish and complementary to the aesthetics of your home. It can add value to your property, presenting that all-important kerb appeal.

Speaking of which, our kerbs are as attractive as the rest of our products. Simply, the Brett Landscaping driveway paving product range will help your home make an entrance. Our blocks come in different depths for different uses, but for driveways that are used to accommodate normal family cars, we'd recommend our 'light usage' range of 50mm and 60mm blocks. Speak to one of our Brett Approved Installers to ensure you have the correct product for your application.

CONTENTS	PAGE
GEOCERAMICA® BLUESTONE	56 - 57
GEOCERAMICA® FIORDI	58 - 59
CONCRETE BLOCK PAVING EXPLAINED	60 - 61
AGGTECH TECHNOLOGY	62 - 63
INVICTA NEW	64
INVICTA FLOW NEW	65
LUGANO	66
LUGANO FLOW NEW	67
AURA	68 - 69
ALPHA	70
ALPHA FLOW	71
BETA	72 - 73
REGATTA	74 - 75
DELTA	76 - 77
OMEGA	78
OMEGA FLOW	79



Alpha Burnt Oak



Invicta Pearl, Onyx and Moonstone



GeoCeramica® Fiori Grigio

Porcelain paving

Blocks and gravel aren't the only driveway solutions. With the advances in concrete technology, Brett Landscaping can bring you the crisp, contemporary look of porcelain for your driveway. GeoCeramica® Bluestone and Fiori have an elegant porcelain flag permanently bonded to a concrete base, combining beauty with strength, stability and drainage. 60mm GeoCeramica® has been tried and tested for use on driveways where the density of porcelain makes it resistant to the staining usually associated with constant vehicle use.

[See **brettlandscaping.co.uk** for more information](https://www.brettlandscaping.co.uk)

Concrete paving

Concrete blocks have been the staple of driveway design for many years, and it's easy to understand why. Not only do they offer a robust, easy-to-install solution for your driveway paving, but also come in a multitude of styles, textures and colours to create a lasting design to be proud of.

[See **brettlandscaping.co.uk** for more information](https://www.brettlandscaping.co.uk)



Aura Silver Fleck



Alpha Flow Charcoal

Permeable paving

Helping towards the environmental stability of our planet is now more important than ever, and homeowners are taking the initiative, helping to combat flooding by reducing the amount of rainwater that runs from their gardens. Brett Landscaping offers a number of block products to help homeowners design a driveway that not only looks beautiful but helps manage surface water run-off. You can also add further interest by including our permeable gravels to your design, helping you meet the standards set by your Local Authority. As a homeowner, you now have a legal obligation to avoid surface water draining onto public highways from your property if the area exceeds the parameters allowed – specifically 5m². For further guidance, contact our customer service team who'll be delighted to help you.

[See **brettlandscaping.co.uk** for more information](https://www.brettlandscaping.co.uk)

GeoCeramica® Bluestone


For a beautifully modern approach to your home, look no further than GeoCeramica® Bluestone; a stunning porcelain paving solution designed purposefully for driveways.

The clean lines and premium speckled finish will create a striking first impression, seamlessly merging with your driveway and indoor space thanks to its unique porcelain and concrete construction. Being as hard-wearing as it is versatile, this paving solution offers porcelain's stain and tyre-mark removal for minimum maintenance.


With the complementary grey colour tones of Noir Puro and Gris Claro, you can achieve a co-ordinated and contemporary look throughout your property. Consider combining GeoCeramica® Bluestone with block paving, such as the clean lines of Beta, to produce a wonderful contrast of textures and nuances. Available in a 600 x 600 x 60mm plan size for trafficked areas, or a 600 x 600 x 10mm plan size for indoors, GeoCeramica® Bluestone has the potential to be more than just a driveway paving solution, but the groundwork for your home's modern style.

- Single size packs
- 10mm product for indoors and detailing
- Step treads made to order
- See pages 14 - 15 to learn more about porcelain
- See pages 90 - 97 for plan sizes & pack information

➔ See brettlandscaping.co.uk for more information



Gris Claro



Noir Puro




GeoCeramica® Bluestone Gris Claro, Omega Charcoal & Drivestyle Kerb Charcoal

Top tip
Detailed installation guidance is available online at brettlandscaping.co.uk



GeoCeramica® Bluestone Gris Claro & Beta Silver Haze



GeoCeramica® Bluestone Noir Puro

GeoCeramica® Fiordi


GeoCeramica® Fiordi offers an attractive yet durable porcelain paving solution for your driveway, inspired by the subtle colouring and textured surface of natural sandstone for a welcoming, modern entrance.

This design vision can be adapted for practically any home, thanks to Fiordi's ease of installation and varied size options: available in 60, 40 and 10mm thickness with a 600 x 600mm plan size. Additionally, GeoCeramica Fiordi benefits from the stain resistance, tyre marking removal, and low-maintenance of porcelain to preserve its subtle shades. With the versatility of the Fiordi range, you can also continue the luxurious look of your driveway throughout your home and garden, fully embracing the product's modern personality into your living space.


- Single size packs
- 60mm product suitable for driveways
- Step treads made to order
- See pages 14 - 15 to learn more about porcelain
- See pages 90 - 97 for plan sizes & pack information




Fumo



Grigio



Sand



GeoCeramica® Fiordi Grigio and Beta Silver Haze

Top tip

With 3 thickness options, 10, 40 and 60mm, GeoCeramica® Fiordi offers the complete solution for your patio, driveway and indoor flooring.

Trending

Why settle for just one paving range? Push your creative boundaries by mix and matching colours and paving textures.



GeoCeramica® Fiordi Grigio

Concrete block paving explained

Concrete blocks and setts have been the 'go-to' surface choice for paving, paths and driveways since they were first introduced. Mainly because of their ability and flexibility to create an almost infinite range of designs, but also because they are fully engineered blocks that, when laid correctly, are inherently strong and durable – perfect for heavy loads such as your family car or caravan.*

Concrete block paving has come a long way. A myriad of colours, a multitude of textures and easy to install, the humble concrete block is as stylish as it's ever been – delivering sensational results whether you require a contemporary or traditional finish the choice really is, yours.

And they're flexible enough to complement each other or other paving surface materials; porcelain, natural stone flags or gravel. Use them in your design to define paths, patios and driveways and for creating features such as planters, barbecue areas and steps. They also allow for easy sectional removal for repair and reinstatement using the original blocks without evidence of the repair.

*Please check with our Customer Service Team or your Brett Approved Installer that the product depth is suitable for your required application.



Lugano Graphite Grey with Misty Grey border

Permeable block paving explained

An important factor to consider when creating a driveway is legislation regarding surface water run-off into the road outside your home. If a surface more than 5m² is to be covered or replaced, then you will need to apply for planning permission. Block paving can be used to capture the surface water that lands on it, but specially engineered permeable block paving has a much larger spacer nib than conventional blocks, enabling water to pass through to a water management system underneath.



Lugano Flow Graphite Grey



Aura Bronze Fleck

AggTech Technology

Where science, technology and sustainability deliver first class performance.

Beautifully engineered, the Brett Invicta range uses a specially formulated surface layer, AggTech, which has been developed to deliver high performance with a stunning, individual aesthetic.

Invicta has been developed to perform, using only the highest-quality materials. You'll appreciate its distinctive sparkle, and the colours in its range have been specifically developed to complement each other, enabling a flexibility of design like nothing else.

To ensure its long-life structural performance, Invicta's AggTech surface layer includes more cement, a higher concentration of pigment for richer, more defined tones, and a finer cut of premium, globally sourced, specialist aggregates. Formed in unison to the coarse, robust sub-layer, results in an extremely strong and secure bond for the life of the paving. Its surface layer is extremely hardwearing enabling it to shrug-off extreme weather and retain its vivid, brighter colours.



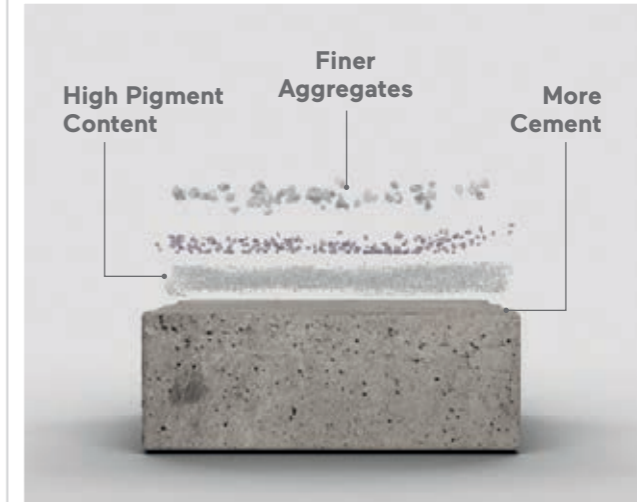
Invicta Pearl



Invicta Pearl



Tough and beautiful for longer.



Scan the QR Code to discover AggTech online



Invicta

Our innovative product of the year, Invicta block paving features a pioneering AggTech surface layer formed of premium aggregates, which infuses a unique sparkle and texturing that distinguishes it from other concrete block paving products.

The four complementary colours can be combined effortlessly, creating an exceptional appearance for your driveway. Completing the package, the AggTech surface layer provides great durability and the highest level of slip resistance.

Invicta is available in 80mm single size packs and a 60mm TRIO pack, allowing you to meet a wider range of requirements and design styles. With such impressive qualities, Invicta will have a truly transformative effect on any property, creating a distinctive look for your home.

- 60mm TRIO mixed size packs
- 80mm single size packs
- Complementary Meltone Kerb available see page 83
- See pages 90 - 97 for plan sizes & pack information

➔ See brettlandscaping.co.uk for more information



Pearl



Onyx



Citrine



Moonstone



Invicta Moonstone & Onyx



Invicta Onyx

Invicta Flow

Invicta Flow provides the same high-end aesthetic and performance as our Invicta range, whilst also integrating a unique nib design for an innovative permeable paving solution with sustainable drainage.

You won't have to sacrifice aesthetic beauty for practicality either, as Invicta Flow provides a captivating finish, with its distinguishing sparkle, premium texturing, and alluring colour options.

Available in a 215 x 215 x 80mm plan size, Invicta Flow possesses unrivalled slip resistance and hard-wearing qualities, offering a permeable paving solution that is designed to last.

- 60mm TRIO mixed size packs
- 80mm single size packs
- Complementary Meltone Kerb available see page 83
- See pages 90 - 97 for plan sizes & pack information

➔ See brettlandscaping.co.uk for more information



Invicta Flow Pearl



Invicta Flow Citrine



Pearl



Onyx



Citrine



Moonstone

Lugano

Incorporating the qualities of natural granite, Lugano block paving will provide a stunning approach to any property.

Thanks to Lugano's vibrant shot blast finish, the cool shades are filled with character, yielding an exposed, textured aesthetic for added dimension. The two contrasting colour options include the shaded Graphite Grey and the lighter Misty Grey, both creating a stunning driveway when installed individually, or when combined to delineate pathways and borders.

The fresh grey hues in this range create a clean, minimalistic style of driveway, which will coordinate well with your home's exterior and planting. Lugano is available in single size packs for 80mm products, and TRIO mixed size packs for 60mm products, enabling a range of design options. Its durable, textured surface also provides a high level of slip resistance, making this on-trend paving solution as functional as it is stylish.

- 60mm TRIO mixed size packs
- 80mm single size packs
- See pages 90 - 97 for plan sizes & pack information

➔ See brettlandscaping.co.uk for more information



Graphite Grey



Misty Grey

Top tip
Lugano is the same width as our Beta and Alpha ranges, allowing for simple mix and match options.



Lugano Graphite Grey with Misty Grey Border & Drivestyle Kerb Charcoal



Lugano Flow

Inheriting the clean, minimalistic, and versatile aesthetics of the popular Lugano range, Lugano Flow benefits from the addition of a unique nib design for efficient water drainage.

This eco-friendly feature helps to avoid everyday flooding and excess surface water by releasing it back into the environment in a controlled, sustainable way.

Available in a 215 x 215 x 80mm plan size, Lugano Flow does not compromise the contemporary vision of the Lugano range, offering you a permeable paving solution that will complement your home with its fresh grey tones and textured aesthetic. Try combining vibrant greenery with Lugano Flow's cool shades of grey for a tasteful contrast that will never go out of season.

- 80mm single size packs
- See pages 90 - 97 for plan sizes & pack information

➔ See brettlandscaping.co.uk for more information



Graphite Grey



Misty Grey



Lugano Flow Graphite Grey



Lugano Flow Misty Grey

Aura

Aura paving features a tumbled, riven surface that evokes the image of a romantic courtyard, while its exposed aggregate creates a delicate sparkle that is reminiscent of traditional granite's premium finish.

Choose Bronze Fleck to highlight the rustic warmth of the cobbled-street style, or decide on Silver Fleck for a more neutral alternative that will suit a wide range of properties. Either of Aura's colour options will create a real sense of period charm and character, bringing an attractive old-world ambience to your driveway and home.

For those seeking a traditional-meets-contemporary appearance, consider combining Aura with our porcelain paving for an individual design that enables creative freedom. Available in 60mm thickness, and 114 x 114mm and 171 x 144mm plan sizes.

- 60mm single size packs
- 60mm circle packs in Silver Fleck
- Laying patterns and product information sheets available at brettlandscaping.co.uk
- See pages 90 - 97 for plan sizes & pack information

➔ See brettlandscaping.co.uk for more information



Bronze Fleck



Silver Fleck

Top tip

With asymmetrical paving looking to become one of the most desirable driveway trends, Aura provides a refined way to revitalise your home's kerb appeal and garden spaces.



Aura Silver Fleck



Aura Bronze Fleck



Aura Silver Fleck

Alpha

A staple range for practically any property, Alpha block paving features a tumbled surface for a classic look, taking style cues from antique stone.

This traditional, aged look will exude a timeless style that you will always feel pleased to return home to. Complementing the ageless design, the ever-popular choice of colours will help you meet your driveway vision. From the warming shades of Autumn Gold, Brindle and Burnt Oak to the cooler tones of Charcoal and Silver Haze, you can match the architecture and setting of your home with ease.

Available in 50mm, 60mm and 80mm single size packs, and 50mm and 60mm TRIO packs, there is plenty of scope to experiment with interesting outlines and designs, including Alpha Circle kits to add a sense of personalised grandeur to your property. Complementary Alpha Kerbs can help you complete the look by bordering your driveway, steps and planted areas with attractive detailing. With such classic yet versatile qualities, Alpha is a staple paving solution for any homeowner looking to enhance their driveway.

- 50mm single size packs available in Autumn Gold, Charcoal & Silver Haze
- 60mm and 80mm single size packs available in all colours
- 50mm and 60mm TRIO mixed size packs
- Alpha Kerbs and Vintage Kerbs (see page 82)
- See pages 90 - 97 for plan sizes & pack information


→ See brettlandscaping.co.uk for more information




Autumn Gold **C S T**




Brindle **S**



Burnt Oak **S**



Charcoal **C S**



Rustic Bronze



Silver Haze **C S T**

C Circle kits **S** Single size packs **T** TRIO mixed size packs

NOTE: 60mm Circle Kits will be available in Spring 2022



Alpha Autumn Gold & Burnt Oak

Top tip

Alpha Circle kits can make your driveway stand out from the rest, as well as emphasising its space and scale.



Alpha Silver Haze

Alpha Flow

An aesthetically pleasing permeable solution to your driveway, the interlocking nib used in Alpha Flow provides an eco-friendly drainage system, allowing water to filter into a specially designed sub-base.

Alpha Flow possesses the same tumbled edges and classic charm as Alpha, not to mention three popular colour options to express your individuality and coordinate your home's look.

Available in 60mm and 80mm single size packs, Alpha Flow combines the warmth and antique aesthetic of an aged product, with forward thinking permeable technology that will be an investment for years to come.

- 60 and 80mm single size packs
- Complementary Alpha Kerbs and Vintage Kerbs (see page 82)
- See pages 90 - 97 for plan sizes & pack information

→ See brettlandscaping.co.uk for more information



Alpha Flow Brindle (shown wet)



Alpha Flow Charcoal (shown wet)



Autumn Gold



Brindle



Charcoal

Beta

From the moment it's installed, the satisfyingly smooth surface and chic modern lines of our ever-popular Beta block paving option will leave you impressed.

Beta's versatile stylings will complement the architecture of various property types, while the durability and minimal spacing between blocks will help to reduce soil build-up and maintenance. With a helpful planning choice of 80mm single size packs and a 60mm TRIO pack, Beta is able to fulfil a broad range of designs options.

Beta is available in six staple colour options, including the warm, mixed hues of Autumn Gold, Brindle and Burnt Oak. For a more contemporary focus, the cooling greys of Charcoal and Silver Haze provide an understated appeal that can match a variety of home settings.

- 60mm and 80mm single size packs available in all colours
- 60mm TRIO mixed size packs
- 60mm circle packs in Silver Haze
- See pages 90 - 97 for plan sizes & pack information


→ See brettlandscaping.co.uk for more information




Beta Silver Haze & Alpha Antique Brindle



Autumn Gold **S** **T**




Brindle **S**



Burnt Oak **S**



Charcoal **S**



Rustic Bronze **T**



Silver Haze **S** **T**

PLEASE NOTE: Beta and Beta TRIO paving should not be mixed due to variations in colour resulting from regional manufacture.

S Single size packs **T** TRIO mixed size packs



Beta Rustic Bronze and Aura Bronze Fleck



Beta Brindle

Regatta

Guaranteed to add a timeless character to your driveway, Regatta's riven-set style paving conjures the image of traditional cobbled streets, bringing a cathedral city charm to your driveway.

Autumn Gold offers a warm and welcoming entrance, while Silver Haze provides a contemporary option with excellent potential for stylish contrasts. Both colour options will bring out the enduring elegance of the cobbled paving aesthetic, providing a classic paving solution that will reflect your home's personality.


To complement the subtle surface and traditional stylings of Regatta block paving, consider introducing structured greenery and walled planting to elevate the sophisticated look. Available in an easy to install 60mm TRIO pack, Regatta block paving is bound to create a timeless driveway that will always be a delight to return home to.

- 60mm TRIO mixed size packs
- 60mm circle packs in Silver Haze
- See pages 90 - 97 for plan sizes & pack information

➔ See brettlandscaping.co.uk for more information



Autumn Gold



Silver Haze



Regatta Autumn Gold



Regatta Silver Haze



Regatta Silver Haze

Delta

When the requirement is a modern driveway with sweeping visuals, fewer joints, and exceptional ease of installation, Delta paving is a superb choice.

Consisting of three enticing colours, including the choice of Silver Haze for a multi-tonal grey aesthetic; a particularly on-trend choice. Develop your driveway vision by contrasting rounded greenery with Delta paving's straight lines, promising a view that is bound to upscale your home's first impression. Available in a 266 x 133 x 50mm plan size, this large format block paving solution is also a cost-effective way of transforming your driveway into a fresh, modern-looking space, well suited for practically any property. The undeniable value of Delta is enhanced by its potential to combine with Omega block paving for a stunning contrast in patterns – a popular design which promises to add new dimensions to your property.

- Large format block paving
- 50mm thickness
- Can be integrated with Omega (see page 78)
- Laying patterns available at brettlandscaping.co.uk
- See pages 90 – 97 for plan sizes & pack information

→ See brettlandscaping.co.uk for more information



Autumn Gold




Brindle



Silver Haze



Delta Autumn Gold, Omega Autumn Gold & Charcoal Edging



Delta Silver Haze and Brindle with Omega Charcoal Border

Top tip

Having similar edge designs, Delta and Omega can be combined easily to create a fresh, contemporary mix.



Delta Silver Haze

Omega

An extremely popular choice due to its classic rectangular format and freedom for creativity, Omega paving boasts eight colour options for maximum design possibilities.


From the warm welcome of Autumn Gold to the contemporary grey tones of Silver Haze, the comprehensive palette allows for great originality. Taking the level of design freedom even further, Omega has been specially developed to accommodate various laying patterns, meaning you can personalise your driveway with striking visual designs to reflect your own style. Add the finishing touches to your driveway by pairing our complementary Omega Kerb to your design. This highly versatile paving solution is available in 50mm, 60mm and 80mm thickness, and a 200 x 100mm plan size, allowing for co-ordination with almost any architectural style or driveway landscape. If you are looking for a traditional and classic driveway, look no further than our Omega range.

- 50mm, 60mm and 80mm product*
- Can be integrated with Delta (see pages 76 -77)
- See pages 90 - 97 for plan sizes & pack information

➔ See brettlandscaping.co.uk for more information




Autumn Gold



Brindle




Buff




Burnt Oak




Charcoal



Natural



Red



Silver Haze

PLEASE NOTE: Some items shown are made to order. Check the Trade Guide for further information.

Top tip

Combine Delta with Omega to create a wide range of designs and faster coverage, see pages 76 - 77.



Omega Autumn Gold & Charcoal Edging



Omega Charcoal & Autumn Gold (shown wet)

Omega Flow

Omega Flow is an innovative permeable paving solution, available in both 60mm and 80mm thickness, with a 215 x 115 plan size.

A unique nib feature allows water to drain into a specially designed sub-base, helping to reduce excess surface water on your driveway. The functionality and performance of Omega Flow does not diminish Omega's ever-popular aesthetics, with five colour choices, and a classic rectangular block profile, allowing for some exceptional driveway designs.

You can also take advantage of Omega Flow's ability to create distinctive laying patterns, which can be used to define certain areas of your drive, or to accentuate borders with its clean design and complementary colour choice.

- 60mm and 80mm product
- See pages 90 - 97 for plan sizes & pack information


➔ See brettlandscaping.co.uk for more information



Omega Flow Autumn Gold



Omega Flow Charcoal



Autumn Gold



Brindle



Burnt Oak



Charcoal



Natural

Accessories


Garden edgings, kerbs and decorative stones are often the last consideration when planning your garden or driveway project, but used correctly, and with a little imagination, they can enhance your design and reveal something spectacular.

CONTENTS		PAGE
PORCELAIN PLANKS & ACCESSORIES	NEW	80
GARDEN EDGINGS & STEPPING STONES		81
KERBS	NEW	82 - 83

Porcelain Planks **NEW**

The perfect accompaniment to our Porcelain paving, our versatile 1200 x 200mm Porcelain Planks are available in three popular shades to complement most paving projects. They have a multitude of uses such as edging, cladding, step treads and step risers.


- See pages 90 - 97 for plan sizes & pack information



Buff



Grey



Black

Elegante Porcelain Accessories

The Brett Elegante Porcelain range includes a full suite of complementary accessories, including copings, edging units and step risers.

- ➔ See brettlandscaping.co.uk for more information



Elegante Quartz L Unit

Garden edgings

Adding the finishing touches to your borders

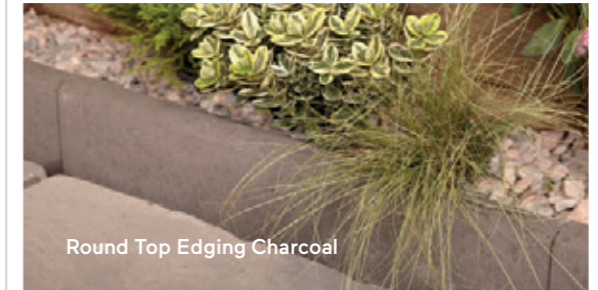
Edging plays an essential part in your garden, performing a practical function of defining areas whilst neatly finishing flower beds. See pages 90 - 97 for plan sizes & pack information.

- Rope Top
- Round Top

- ➔ See brettlandscaping.co.uk for more information



Rope Top Edging Charcoal



Round Top Edging Charcoal

Top tip

As well as stepping stones you can create a bespoke design using single sized slabs from our patio packs.

Stepping stones

Adding extra detail to your garden

Offered in a variety of shapes and colours, Brett Stepping Stones are traditional, wet-cast paving units featuring sloping edges and a gently riven surface to complement our garden paving ranges. See pages 90 - 97 for plan sizes & pack information.

- Circular
- Random

- ➔ See brettlandscaping.co.uk for more information



Random Stepping Stones in Brown



Vintage Kerb Charcoal

Vintage Kerb

The tumbled aesthetic of Vintage Kerb provides rustic detailing and can be used to create steps, level changes, borders, edge and walling.

- See pages 90 - 97 for plan sizes & pack information

Colour availability

Charcoal.

→ See brettlandscaping.co.uk for more information

Alpha Kerb

Alpha Kerb is perfectly suited to define boundaries and low-level changes within driveways or gardens. Its tumbled, rustic finish, adds character, and it's available with two profile options, three popular colours and full suite of complementary corners, radials and transition fittings.

- See pages 90 - 97 for plan sizes & pack information

Colour availability

Autumn Gold, Brindle and Charcoal.

→ See brettlandscaping.co.uk for more information



Alpha Kerb Autumn Gold



High Kerb Charcoal

High Kerb

With its smooth finish and clean lines, High Kerb is a popular choice for creating steps, level changes, driveway borders and edges. Its simple design allows High Kerb to complement Brett concrete block paving products, and it's available in a full suite of corners, radials and transition fittings.

- See pages 90 - 97 for plan sizes & pack information

Colour availability

Autumn Gold, Brindle and Charcoal.

→ See brettlandscaping.co.uk for more information



Drivestyle Kerb Charcoal

Drivestyle Kerb

Brett Drivestyle Kerb has two profile options, both with a smooth finish and is offered in three popular colours. Complementary corners, radials and transition fittings are also available.

- See pages 90 - 97 for plan sizes & pack information

Colour availability

Autumn Gold, Brindle and Charcoal.

→ See brettlandscaping.co.uk for more information

Omega Kerb


Designed to integrate with all Brett standard concrete paving ranges, Omega Kerb is the perfect accompaniment to our Omega block paving products (pages 74 - 75). Available in two of our most popular edging colours, Brett Omega Kerb's 200mm length allows fewer units to be used to create borders and boundaries, saving installation time while offering excellent value for both DIY projects and professional installations.

- See pages 90 - 97 for plan sizes & pack information

Colour availability

Brindle and Charcoal.

→ See brettlandscaping.co.uk for more information



Omega Kerb Charcoal



Meltone Kerb Black Fleck

Meltone Kerb NEW

Brett Meltone kerbs feature a black fleck to replicate original granite kerbs. Their fine textured finish and square profile perfectly complements Meltone flag paving and Invicta block paving.

- See pages 90 - 97 for plan sizes & pack information

Colour availability

Black Fleck.

→ See brettlandscaping.co.uk for more information

Further Information

With such an extensive and diverse range of Brett products and accessories available, you might want a little help with selecting the perfect combination of paving colours and materials to suit your project.

Whether you're looking for tips on creating contrast within your designs, details on where to order product samples, or information on the colour variations of natural stone products, you'll find it all here.

And once you've identified the products that will transform your home and garden, we make it easy to find your local Brett stockists and Brett Approved Installers – helping to turn your vision into reality.

CONTENTS	PAGE
THINKING ABOUT COLOUR	84
UNDERSTANDING PAVING COLOURS	85
WHERE TO BUY	86 - 87
WHY BECOME A BRETT APPROVED INSTALLER	88 - 89
PRODUCT INFORMATION	90 - 97
GOOD TO KNOW	98 - 99

Thinking about colour

Choosing the colour that best suits your home, your garden and your taste is probably the most critical of the aesthetic decisions you'll make about your driveway or garden paving.

- Do you want to match the colour of your house, or create contrast?
- Do the colours of your patio need to pick up on the prevailing tones of your garden, other hard landscaped areas or outbuildings?
- Do you need to consider different colours to create guidance? For instance, coloured edgings that delineate the boundary between one area and another, or a specific pathway that leads to your front door?
- Do you have larger areas that need to be broken up or have variegation added for visual impact?

Brett Landscaping has an incredibly diverse spectrum of colours across its natural stone, porcelain, concrete flag and concrete block paving – not to mention textures – that can be mixed and matched to suit any visual and practical requirement, large or small.

View our Colour Explanation Guide at brettlandscaping.co.uk/downloads

There's no substitute for looking at the 'real thing', and if you're investing in a new driveway or patio, it's an absolute must to make your final choices from real product samples. Samples can be ordered through your Brett Approved Installer or your local Brett stockist. Alternatively, why not ask your contractor if they've used the products you're interested in on a project nearby?

Understanding Paving Colours

Colours in paving act differently for many reasons, not least for the many different textures and variations – even within the same product. This is particularly significant with natural stone, which of course, is what gives it its high-end quality look and feel. It's for these reasons that it's crucial to view actual samples, to provide a true impression of how our products look and how the finished design is likely to turn out.


Get samples to be colour-sure

You can quickly and easily obtain a product sample in your desired colour from either your Brett Approved Installer or your local Brett stockist.

Variations in colour are still possible across our product range due to a number of different factors:

- All concrete products are manufactured from a mixture of sand, cement, aggregate and pigment which can give variations in colour mix shades from batch-to-batch and site-to-site.
- Aesthetics account for a huge amount when making a porcelain decision. A good porcelain supplier such as Brett will be able to tell you exactly how many different surface aesthetics there are in a specific product. Depending on the style, the greater the number of variations, the better the look. Ensure the more exotic patterns have plenty of alternatives.
- Natural stone products will vary in colour depending upon where it's quarried and how the stone is processed prior to delivery.


These variations are impossible to prevent, but do bring character, style and individuality. When you choose a colour from a photograph, there are many factors that can change how the product looks; the time of day the photograph was actually taken or climatic conditions, for example. These factors can affect how our product colours are viewed.



Invicta Trio Onyx & Moonstone



Omega Charcoal & Natural



Canterbury Old Cotswold

Where to buy

To ensure a seamless quality service, we only trust our products to be supplied through a national network of builders' merchants and retailers. With access to the full portfolio of our products, they can help you to make an informed product selection.

➔ Visit brettlandscaping.co.uk to discover your nearest Brett stockist

Display stands are available at your local stockist to showcase our product, although we recommend contacting your local branch before visiting to ensure your product is on display.

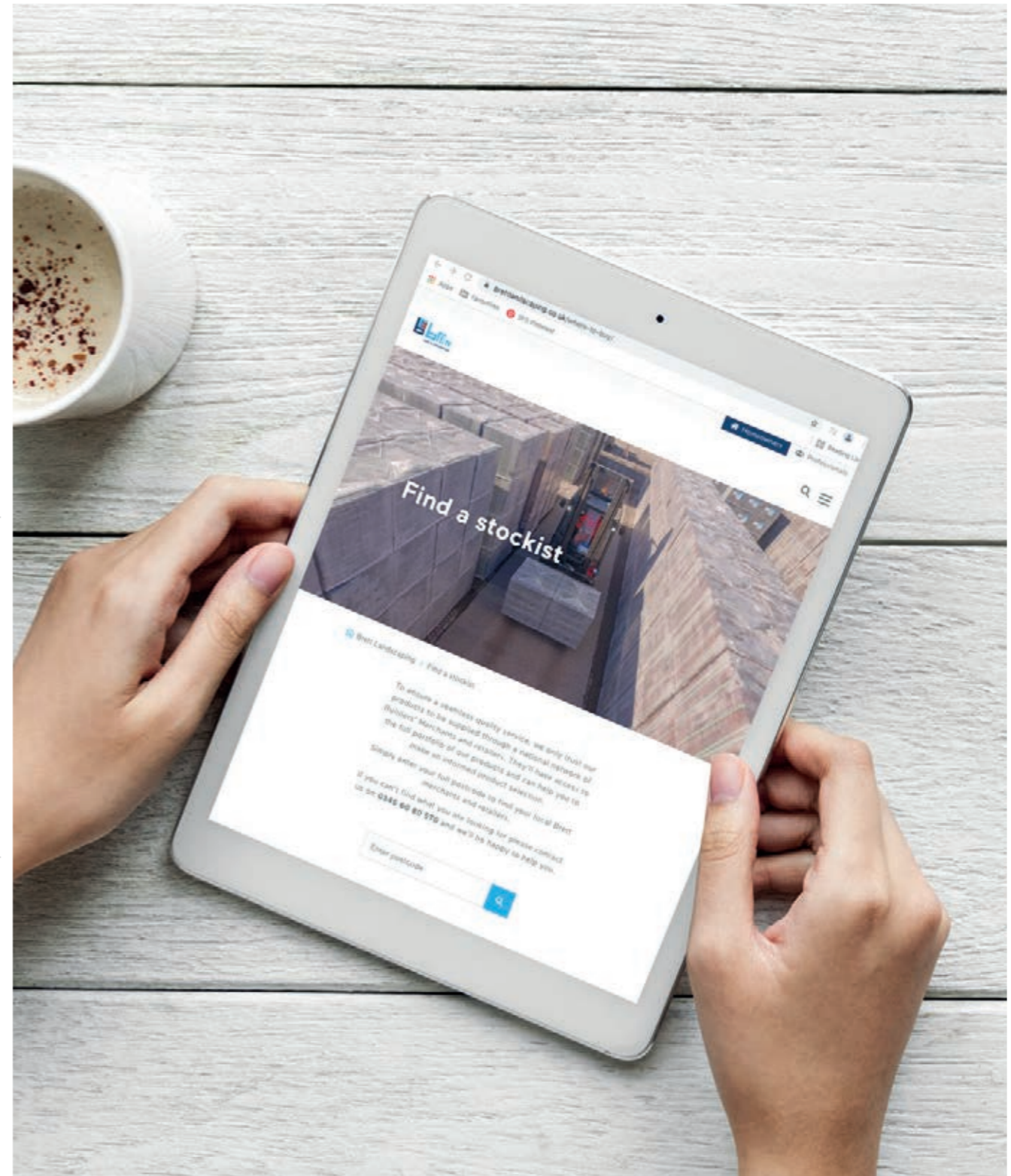

If the product isn't on show, your local Brett stockist can organise a sample to be ordered in ready for collection.

And if you'd like to explore the design opportunities available with Brett products, follow us on Instagram, Facebook and Twitter, or view our Inspiration page.

 Brett_Landscaping

 BrettPaving

 Tweets_by_brett



Installers, are you looking to grow your business?

We are a trusted and established independent business. We understand our customers, their aspirations and how we can enable possibilities to become reality.

Being a Brett Approved Installer can help you grow your business, through working with high-quality products that customers trust. You'll also benefit from further hands-on experience, training, advice and support. It's all part of establishing you as the Installer of choice within your local area.

As a valued member of the scheme you'll have access to:

- Merchandising Kit
- Promotional sample boxes
- 10 Year Product Guarantee from Brett and a 5 Year Installation Guarantee from Installer
- One to one account management and guidance
- Gain reward points to spend with third-party suppliers
- Private access to our Brett Approved Installer portal
- Brand endorsement through use of Brett Approved logo
- Exclusive annual Awards Ceremony
- Featured on our 'Find an Installer' web page
- Part of our private Facebook Group



Lugano Graphite Grey with Misty Grey borders



Rippled Limestone Honey

How it works

A one team operation, installing approx 300m² of paving in 12 months could receive £2,000 of support if they are a Premier Member (£1,250 as an Approved Member).

This is a typical representative example, reward points vary by type of product you lay.



From collecting points to winning more work, the three tiers to the Brett Approved Installer scheme are outlined below:

BRETT REWARDS

BRETT REWARDS
FREE

- Points on all purchases
- Monthly competitions
- Access to training days

BrettApproved
PAVING EXPERTS YOU CAN TRUST

BRETT APPROVED
£24.95/MO

- Brett rewards benefits +
- 5 year installation guarantee
- 10 year product guarantee
- Featured on 'find an installer'
- 1.5x points on all purchases

PREMIER BrettApproved
PAVING EXPERTS YOU CAN TRUST

BRETT PREMIER
£24.95/MO

- Invite only
- Brett Approved benefits +
- Highlighted on 'find an installer'
- 2x Points on all purchases

BrettApproved
PAVING EXPERTS YOU CAN TRUST

Alpha

50MM SINGLE SIZE PACKS			
SIZE MM	THICKNESS MM	NO. PER PACK	AREA M ² PER PACK
105 x 140	50	732	10.76
140 x 140		552	10.82
210 x 140		368	10.82

60MM SINGLE SIZE PACKS			
SIZE MM	THICKNESS MM	NO. PER PACK	AREA M ² PER PACK
105 x 140	60	702	10.32
140 x 140		528	10.35
210 x 140		352	10.35

80MM SINGLE SIZE PACKS			
SIZE MM	THICKNESS MM	NO. PER PACK	AREA M ² PER PACK
105 x 140	80	510	7.50
140 x 140		384	7.53
210 x 140		256	7.53

CIRCLE PACKS			
SIZE DIA. MM	THICKNESS MM	NO. PER PACK	AREA M ² PER PACK
2950	60*	464	6.84

*Available Spring 2022

Alpha Flow

60MM SINGLE SIZE PACKS			
SIZE MM	THICKNESS MM	NO. PER PACK	AREA M ² PER PACK
105 x 140	60	702	10.32
140 x 140		528	10.35
210 x 140		352	10.35

80MM SINGLE SIZE PACKS			
SIZE MM	THICKNESS MM	NO. PER PACK	AREA M ² PER PACK
105 x 140	80	510	7.50
140 x 140		384	7.53
210 x 140		256	7.53

Alpha Trio

50MM MIXED SIZE PACKS			
SIZE MM	THICKNESS MM	NO. PER PACK	AREA M ² PER PACK
105 x 140	50	128	10.82
140 x 140		180	
210 x 140		184	

60MM SINGLE SIZE PACKS			
SIZE MM	THICKNESS MM	NO. PER PACK	AREA M ² PER PACK
105 x 140	60	104	8.94
140 x 140		150	
210 x 140		152	

Aura

SIZE MM	THICKNESS MM	NO. PER PACK	AREA M ² PER PACK
114 x 114	60	539	7.01
171 x 114		385	7.50

CIRCLE PACKS			
SIZE DIA. MM	THICKNESS MM	NO. PER PACK	AREA M ² PER PACK
1460	60	143	1.67

Beta

60MM SINGLE SIZE PACKS			
SIZE MM	THICKNESS MM	NO. PER PACK	AREA M ² PER PACK
105 x 140	60	672	9.88
140 x 140		504	9.88
210 x 140		344	10.12

80MM SINGLE SIZE PACKS			
SIZE MM	THICKNESS MM	NO. PER PACK	AREA M ² PER PACK
105 x 140	80	432	6.35
140 x 140		324	6.35
210 x 140		232	6.62

Beta Trio

60MM MIXED SIZE PACKS - BARROW			
SIZE MM	THICKNESS MM	NO. PER PACK	AREA M ² PER PACK
105 x 140	60	104	9.20
140 x 140		156	
210 x 140		156	

60MM MIXED SIZE PACKS - CLIFFE			
SIZE MM	THICKNESS MM	NO. PER PACK	AREA M ² PER PACK
105 x 140	60	120	9.41
140 x 140		120	
210 x 140		180	

60MM MIXED SIZE PACKS - POOLE			
SIZE MM	THICKNESS MM	NO. PER PACK	AREA M ² PER PACK
105 x 140	60	120	9.41
140 x 140		120	
210 x 140		180	

CIRCLE PACKS			
SIZE DIA. MM	THICKNESS MM	NO. PER PACK	AREA M ² PER PACK
2950	60	464	6.84

Broadway Economy

SIZE MM	THICKNESS MM	NO. PER PACK	AREA M ² PER PACK
450 x 450	32	60	12.70
600 x 600		30	11.16

Bronte

SINGLE SIZE PACKS			
SIZE MM	THICKNESS MM	NO. PER PACK	AREA M ² PER PACK
300 x 300	32	64	6.15
450 x 450		64	13.54
600 x 300		64	12.10
600 x 600		32	11.91

PATIO PACKS			
SIZE MM	THICKNESS MM	NO. PER PACK	AREA M ² PER PACK
300 x 300	32	8	7.61
450 x 450		4	
600 x 300		6	
600 x 450		8	
600 x 600		7	

CIRCLE PACKS				
FLAG*	SIZE DIA. MM	THICKNESS MM	NO. PER PACK	AREA M ² PER PACK
1	Full Circle Kit (1.8m)	32	4	2.69
2		32	12	
3		32	20	
6	Full Circle Corner Kit (1.8m)	32	4 Corners	2.02

*Please refer to the Brett Trade Guide for circle diagrams.

Canterbury

SIZE MM	THICKNESS MM	NO. PER PACK	AREA M ² PER PACK
300 x 300	32	8	5.63
600 x 300		8	
600 x 600		9	

Chaucer

SIZE MM	THICKNESS MM	NO. PER PACK	AREA M ² PER PACK
450 x 450	32	60	12.70
600 x 600	35	30	11.16

Delta

SINGLE SIZE PACKS - BARROW			
SIZE MM	THICKNESS MM	NO. PER PACK	AREA M ² PER PACK
266 x 133	50	276	9.77

SINGLE SIZE PACKS - CLIFFE			
SIZE MM	THICKNESS MM	NO. PER PACK	AREA M ² PER PACK
266 x 133	50	276	9.77

SINGLE SIZE PACKS - POOLE			
SIZE MM	THICKNESS MM	NO. PER PACK	AREA M ² PER PACK
266 x 133	50	288	10.19

Eclipse

SIZE MM	THICKNESS MM	NO. PER PACK	AREA M ² PER PACK
600 x 600	20	64	23.43

Eden Limestone

SIZE MM	THICKNESS MM	NO. PER PACK	AREA M ² PER PACK
1200 x 600	20	36	26.24
800 x 800	20	45	29.16

SPLIT PACKS			
SIZE MM	THICKNESS MM	NO. PER PACK	AREA M ² PER PACK
1200 x 600	20	12	8.75
800 x 800	20	10	6.48

Eden Sandstone

SIZE MM	THICKNESS MM	NO. PER PACK	AREA M ² PER PACK
1200 x 600	20	32	23.33

PATIO PACKS			
SIZE MM	THICKNESS MM	NO. PER PACK	AREA M ² PER PACK
300 x 300	20	24	15.44
600 x 300		24	
600 x 600		24	

SPLIT PACKS			
SIZE MM	THICKNESS MM	NO. PER PACK	AREA M ² PER PACK
1200 x 600	20	8	5.83

Eden Slate

SIZE MM	THICKNESS MM	NO. PER PACK	AREA M ² PER PACK
1000 x 500	20	40	20.30

PATIO PACKS			
SIZE MM	THICKNESS MM	NO. PER PACK	AREA M ² PER PACK
250 x 250	20	48	21.54
500 x 250		48	
500 x 500		48	

SPLIT PACKS			
SIZE MM	THICKNESS MM	NO. PER PACK	AREA M ² PER PACK
1000 x 500	20	10	5.08

Elegante Basalt

SIZE MM	THICKNESS MM	NO. PER PACK	AREA M ² PER PACK
1000 x 500	20	50	25.38

SPLIT PACKS			
SIZE MM	THICKNESS MM	NO. PER PACK	AREA M ² PER PACK
1000 x 500	20	10	5.08

Elegante Quartz

SIZE MM	THICKNESS MM	NO. PER PACK	AREA M ² PER PACK
1200 x 400	20	48	23.43

SPLIT PACK			
SIZE MM	THICKNESS MM	NO. PER PACK	AREA M ² PER PACK
1200 x 400	20	8	3.90

Elegante Timber

SIZE MM	THICKNESS MM	NO. PER PACK	AREA M ² PER PACK
1200 x 400	20	48	23.43

SPLIT PACK			
SIZE MM	THICKNESS MM	NO. PER PACK	AREA M ² PER PACK
1200 x 400	20	8	3.90

Elure*

SIZE MM	THICKNESS MM	NO. PER PACK	AREA M ² PER PACK
900 x 600	20	48	26.28

*Available from May 2022

GeoCeramica® Bluestone

SIZE MM	THICKNESS MM	NO. PER PACK	AREA M ² PER PACK
600 x 600	60	19	6.84
600 x 600	10	4	1.44

GeoCeramica® Fiordi

SIZE MM	THICKNESS MM	NO. PER PACK	AREA M ² PER PACK
600 x 600	60	19	6.84
600 x 600	40	28	10.08
600 x 600	10	6	2.16

GeoCeramica® Impasto

SIZE MM	THICKNESS MM	NO. PER PACK	AREA M ² PER PACK
600 x 600	40	28	10.08
600 x 600	10	6	2.16

GeoCeramica® Marmostone

SIZE MM	THICKNESS MM	NO. PER PACK	AREA M ² PER PACK
600 x 600	40	28	10.08
600 x 600	10	3	1.08

GeoCeramica® Mosaik

SIZE MM	THICKNESS MM	NO. PER PACK	AREA M ² PER PACK
600 x 600	40	16	5.76
600 x 600	10	3	1.08*
600 x 600	10	6	2.16**

*Sand (SA) **Grigio (GR)

Invicta

60MM MIXED TRIO PACKS			
SIZE MM	THICKNESS MM	NO. PER PACK	AREA M ² PER PACK
105 x 140	60	108	9.53
140 x 140		162	
210 x 140		162	

80MM SINGLE SIZE PACKS			
SIZE MM	THICKNESS MM	NO. PER PACK	AREA M ² PER PACK
200 x 100	80	336	6.72
300 x 100		224	6.72
200 x 200		168	6.72
300 x 200		112	6.72
600 x 200		56	6.72

Invicta Flow

80MM FLOW SINGLE SIZE PACKS			
SIZE MM	THICKNESS MM	NO. PER PACK	AREA M ² PER PACK
215 x 115	80	336	6.72

Lugano

60MM MIXED TRIO PACKS			
SIZE MM	THICKNESS MM	NO. PER PACK	AREA M ² PER PACK
105 x 140	60	108	8.47
140 x 140		108	
210 x 140		162	

80MM SINGLE SIZE PACKS			
SIZE MM	THICKNESS MM	NO. PER PACK	AREA M ² PER PACK
105 x 140	80	420	6.17
140 x 140		336	6.59
210 x 140		224	6.59

Lugano Flow

SIZE MM	THICKNESS MM	NO. PER PACK	AREA M ² PER PACK
215 x 115	80	308	6.16

Meltone

SIZE MM	THICKNESS MM	NO. PER PACK	AREA M ² PER PACK
450 x 450	32	56	11.85
600 x 600	35	26	9.68

Omega

50MM SINGLE SIZE PACKS			
SIZE MM	THICKNESS MM	NO. PER PACK	AREA M ² PER PACK
200 x 100	50	488	9.76

60MM SINGLE SIZE PACKS			
SIZE MM	THICKNESS MM	NO. PER PACK	AREA M ² PER PACK
200 x 100	60	404	8.08

80MM SINGLE SIZE PACKS			
SIZE MM	THICKNESS MM	NO. PER PACK	AREA M ² PER PACK
200 x 100	80	308	6.16

Omega Flow

60MM SINGLE SIZE PACKS			
SIZE MM	THICKNESS MM	NO. PER PACK	AREA M ² PER PACK
215 x 115	60	404	8.08

80MM SINGLE SIZE PACKS			
SIZE MM	THICKNESS MM	NO. PER PACK	AREA M ² PER PACK
215 x 115	80	308	6.16

Quorndon

SIZE MM	THICKNESS MM	NO. PER PACK	AREA M ² PER PACK
450 x 450	35	56	11.84
600 x 300		26	4.91
600 x 600		26	9.67

Regatta Circle

SIZE DIA. MM	THICKNESS MM	NO. PER PACK	AREA M ² PER PACK
2950	60	495	6.84

Regatta TRIO

60MM MIXED SIZE PACKS - BARROW			
SIZE MM	THICKNESS MM	NO. PER PACK	AREA M ² PER PACK
100 x 133	60	104	8.32
133 x 133		156	
200 x 133		156	

60MM MIXED SIZE PACKS - CLIFFE			
SIZE MM	THICKNESS MM	NO. PER PACK	AREA M ² PER PACK
100 x 133	60	108	8.64
133 x 133		162	
200 x 133		162	

60MM MIXED SIZE PACKS - POOLE			
SIZE MM	THICKNESS MM	NO. PER PACK	AREA M ² PER PACK
100 x 133	60	120	8.50
133 x 133		120	
200 x 133		180	

Rippled Limestone

PATIO PACKS			
SIZE MM	THICKNESS MM	NO. PER PACK	AREA M ² PER PACK
300 x 300	22	9	15.37
600 x 300		13	
600 x 600		13	
900 x 600		13	

SINGLE SIZE PACKS			
SIZE MM	THICKNESS MM	NO. PER PACK	AREA M ² PER PACK
600 x 600	22	40	14.88
900 x 600		28	15.54

Riven Sandstone

PATIO PACKS			
SIZE MM	THICKNESS MM	NO. PER PACK	AREA M ² PER PACK
300 x 300	22	9	15.37
600 x 300		13	
600 x 600		13	
900 x 600		13	

SINGLE SIZE PACKS			
SIZE MM	THICKNESS MM	NO. PER PACK	AREA M ² PER PACK
600 x 600	22	40	14.88
900 x 600		28	15.54

Riven Slate

PATIO PACKS			
SIZE MM	THICKNESS MM	NO. PER PACK	AREA M ² PER PACK
300 x 300	22	9	15.37
600 x 300		13	
600 x 600		13	
900 x 600		13	

Stamford

SIZE MM	THICKNESS MM	NO. PER PACK	AREA M ² PER PACK
450 x 450	32	72	15.24
600 x 600		32	11.91

Stamford Ultra

SIZE MM	THICKNESS MM	NO. PER PACK	AREA M ² PER PACK
450 x 450	32	72	15.24

Accessories

Porcelain Planks

PORCELAIN PLANKS			
SIZE MM	DEPTH MM	NO. PER PACK	LINEAR M PER PACK
1200 x 200	20	96	115.7

SPLIT PACKS			
SIZE MM	DEPTH MM	NO. PER PACK	LINEAR M PER PACK
1200 x 200	20	32	38.56

Garden Edgings

ROPE TOP			
SIZE MM	DEPTH MM	NO. PER PACK	LINEAR M PER PACK
580 x 50	150	42	24.36

ROUND TOP			
SIZE MM	DEPTH MM	NO. PER PACK	LINEAR M PER PACK
600 x 50	150	40	24




Stepping Stones

CIRCULAR		
SIZE DIA. MM	THICKNESS MM	NO. PER PACK
300	32	64

RANDOM RIVEN		
SIZE MM	THICKNESS MM	NO. PER PACK
450 x 400	32	32

Walling



Coastal

SIZE MM	THICKNESS MM	NO. PER PACK	AREA M ² PER PACK
400 x 160	10 Av.	15	0.96

Tempest

SIZE MM	THICKNESS MM	NO. PER PACK	AREA M ² PER PACK
385 x 75	10 Av.	26	0.75

Kerbs

Alpha and Drivestyle Kerbs

TYPE	NO. PER PACK	NO. PER LINEAR M	LINEAR M PER PACK
Kerb	270	10	27
Corner Splay	1	-	-
Corner Bullnose	1	-	-
Radial Splay	1	-	-
Radial Bullnose	1	-	-

High Kerb

TYPE	NO. PER PACK	NO. PER LINEAR M	LINEAR M PER PACK
Kerb	168	10	16.80
Corner Half Batter	1	-	-
Corner Bullnose	1	-	-
Radial Half Batter	1	-	-
Radial Bullnose	1	-	-
Flat Half Batter Corner Unit	1	-	-



Meltone Kerb

TYPE	SIZE MM	NO. PER PACK	NO. PER LINEAR M
CS1 Square Edge Kerb	125 x 255 x 914	16	-
CS1 Square Edge Kerb	125 x 150 x 914	16	-
CS1 Square Edge Radial Kerb (1,2,3,6,8 or 10m int. or ext.radius)	N/A	1	-
CS1 Square Edge Radial Kerb (1,2,3,6,8 or 10m int. or ext.radius)	N/A	1	-
CS1 External Quadrant	305 x 305 x 255	1	-
CS1 External Angles	125 x 255 x 305	1	-
CS1 Internal Angles	125 x 255 x 305	1	-
CS1 to CS2 Dropper Kerb (left or right hand)	N/A	1	-
Flat Top Edging	50 x 150 x 914	40	-

Omega Kerb

TYPE	SIZE MM	NO. PER PACK	NO. PER LINEAR M
Kerb	200 x 100 x 60/80	308	5

Vintage Kerb

TYPE	SIZE MM	NO. PER PACK	NO. PER LINEAR M
Kerb	280 x 140 x 100	138	-

Good to know

We're always looking for new ways to improve our products and services, so you'll always get the very best. From time to time, these improvements might alter our products' characteristics (weight, dimensions, shades, pack size etc.) and these changes may occur without notice.

For the latest product information including weights and dimensions, please get in touch to request the relevant technical data sheets or visit brettlandscaping.co.uk.

Although we've taken every care possible to make sure our colour swatches are accurate, differences may occur due to printing processes and variations between manufacturing batches. For a true representation we recommend that you request a product sample, allowing you to get hands on with your choice of paving.

For all hard landscaping activities, we recommend the production of comprehensive risk assessment and method statements to ensure safe, sustainable and legal working practices are followed at all times.

Product applications and suitability

All of our products are manufactured in accordance with the relevant manufacturing standards. This ensures that they can be subject to design, installation and maintenance in accordance with the relevant standard from the BS 7533 suite of standards, as appropriate.

Products featured in our 'Gardens & Drives' brochure are intended only for use in domestic applications.

Specific information relating to product applications is available from brettlandscaping.co.uk, where you can access a wealth of information including our technical data sheets (TDS), CE Marking and/or Declaration of Performance (DoP) certificate as well as NBS clauses and BIM objects. We recommend any considerations relating to planning consents and permissions are satisfied.

To help you get the most from your project, the Brett team is on hand to suggest and advise on suitable product(s) for different applications and provide guidance for a successful installation.

Ordering

Selected your Brett product(s)? It's easy to place your order, just contact your nearest Brett stockist. You can find their details on brettlandscaping.co.uk/where-to-buy or you can contact us on **0345 60 80 570** and we'll point you in the right direction.

For the most consistent products possible, we recommend that:

- Where a stockist has provided samples, you use the same stockist for ordering the final product(s).
- All of your products are sourced from the same batch, or immediate adjacent batches.
- For larger orders a schedule will be required to successfully manage your orders.
- The total quantity required should be ordered and delivered at the same time to minimise the chance of product variation.

In general, it's best to allow for 5% wastage. However, where a project or design requires larger amounts of cutting (for instance when creating a tight, twisting pathway rather than an open plaza area) this may increase the amount of product wastage.

When making any direct-to-site orders, please let us know of any constraints, hazards or special considerations that might need to be made prior to delivery. If you need any assistance calculating quantities, please call our Customer Services Team on **0345 60 80 570**.

Delivery and installation

We take every possible care with your order, but please check that it is in a satisfactory condition on delivery. In the unlikely event you have any issues with your order, please contact your stockist immediately with the product and batch code that are printed on the packaging and explain your concerns to them.

For the best colour and jointing-line consistency, we recommend:

- Mixing from at least three different packs as work progresses.
- Taking product 'slice-by-slice' /vertically from each pack wherever possible.
- Using string lines.

Following these guidelines will help distribute any minor variations over a larger area, giving you a visually consistent aesthetic over the entire project. However, please note that some variation can still occur between individual products – especially with multi-coloured and natural stone products. These features are to be expected and enhance the character and aesthetic of the completed installation.

If you have any concerns about the installation of our products, please contact our Customer Services Team on **0345 60 80 570** before work starts. Our team is here to help you get the best from your products. If you or your installer go ahead with installation despite your concern, this may be considered as acceptance of the product and unfortunately, may prejudice future responsibility for costs incurred stemming from remedial works.

Early life and maintenance

Once your paving has been installed, you may notice some changes to its appearance in the first days and weeks. These visual changes can be due to a number of issues originating from the concrete and/or the manufacturing process.

Many of these changes will simply weather away, including:

- Efflorescence: The ongoing chemical reaction within the concrete which provides its strength can produce calcium carbonate (a white powdery residue) which may appear on the surface of products. This temporarily lightens the product but will typically weather away without reoccurrence.
- Porosity: Occasionally, individual blocks may appear damp and take longer to dry than others when installed. As the hydration continues, the capillaries within the concrete will gradually close and the product will dry to the same colour as others.
- Aged and distressed products: For certain products, we distress the edges to offer an aged appearance and enhance the character of the paving. A dusty residue can be left on the blocks. This will weather away.
- Differential curing: Dark patches occasionally appear on the surface of garden products. This may be differential curing and is caused by varying moisture levels within the flag drying at different rates. Like efflorescence, given time and the natural weathering process, these patches will become less visible.

- Aggregate contaminants: Very rarely concrete may contain Iron Pyrites and/or Lignite. These are both the result of naturally occurring constituents within the product raw materials which may result in localised discolouration of the surface of an individual unit. The phenomenon will not normally affect the performance of the product.

In the unlikely event of any other concerns, please contact our Customer Services Team on **0345 60 80 570**. All pavements should be cleaned and maintained periodically. How often this need to be carried out depends on the extent to which the product is exposed to soiling from the surrounding environment and what is deemed to be acceptable for the paving's final application.

For more information, please see the 'Essential Maintenance Guide' at brettlandscaping.co.uk.

Occasionally, sealants may be used to aid the longevity and appearance of the paving. If you are considering using a sealant, we recommend that you contact the manufacturer/supplier to fully understand their product. We suggest care is taken when choosing these products and that you consider:

- That the slip/skid characteristics of the paving are not adversely affected.
- Whether this will result in a wet, glossy or matt finish.
- The need for any future re-application/ maintenance.
- Any health and safety requirements for application and ventilation.

Finally, before application, we suggest that you make sure you are satisfied with the cleanliness and aesthetics of the paving, so that unwanted dirt and detritus do not become trapped once sealed. The ability of the product to weather may be influenced by the presence of a sealer.

Brett Landscaping and Building Products

Sileby Road, Barrow-upon-Soar,
Leicestershire LE12 8LX

T: 0345 60 80 570

E: landscapinginfo@brett.co.uk

brettlandscaping.co.uk

 [BrettPaving](#)

 [Tweets_by_brett](#)

 [Brett Landscaping Ltd](#)

 [Brett_Landscaping](#)

 [Brett Landscaping](#)

 [Brett Landscaping](#)



built on relationships