

Paws &
Praise
Party

Want to Throw a Totally PAWsome Children's Event?



Hi, my name is Jen Bleakley. I'm the author of the Pawverbs® devotional series (Tyndale House Publishers), and I am celebrating the release of the two newest books in the series - [Pawverbs for Kids](#) and [More Pawverbs for Kids](#) - by offering a **free** resource to your children's ministry: a guide for throwing a Paws and Praise Party at your church.

Pawverbs combines true stories about animals with biblical wisdom from the book of Proverbs. My goal in writing the series is to help people "Paws and Ponder" the goodness, grace, wisdom and love of God. The books inspire readers to explore the many lessons we can learn from animals about God, about faith, and about ourselves and others.

And the Pawverbs for Kids books do all the same things, just in child-friendly language and with adorable, kid-approved photos!

Knowing how much kids love animals - and knowing how desperately children need to be introduced to the God who loves them more that they could PAWSibly imagine - I wanted to create an easy, approachable, and completely free resource that your church can use to plan a Paws and Praise Party for the animal-loving kids in your community.

Included in this packet is:


- a sample format for creating a Paws and Praise Party for kids in your church community;
- a story from one of the Pawverbs for Kids books; and
- printables, craft templates, and links to additional resources.

I pray you receive this as the gift it is intended. If you are not interested, or able to use it, I pray that you would gift it to someone else.

My journey towards becoming a published author started with me writing curriculum for the children's ministry at my church. And as a result, children's ministry and children's curriculum will always have a special place in my heart.

I hope this resource is helpful, but most of all I hope you (and the kids you serve) know how PAWSitively loved you are by God!

With gratitude and love,

Jen Bleakley 



Some PAWsible Questions You Might Have



What is Pawverbs for Kids?

The Pawverbs® devotional series is based on the premise in Job 12:7 to “ask the animals, and they will teach you” (NLT). The true stories that make up the devotional series seek to answer the question, What can animals teach us about God, ourselves, and others?

Pawverbs for Kids and More Pawverbs for Kids were written with children ages 5-11 in mind. Each entry (a.k.a Pawverb) consists of a true story about an animal and a child; child-friendly questions to help them draw out a lesson from the story; and a child friendly prayer.



What's the purpose of a Paws and Praise Party?

To provide a fun, safe and engaging opportunity for children to discover that animals - in addition to being cute, funny, furry and adorable - can teach us important things about ourselves, about each other, and, most importantly, about God!



How much time is required?

The suggested time frame for the event is about 2-2.5 hours, but everything here is customizable. Pick and choose, add or subtract - whatever you need to make it work for your event!



What's the financial investment?

As little or as much as you'd like! You will find suggested activities, snacks and decorations, but all of them can be easily - and inexpensively - sourced at any party supply store or online through Amazon.



Do I need to buy a bunch of books for this event?

You can run this event without having to buy a single book! A sample story from the *More Pawverbs for Kids* book is included in your event planning kit, but there is no expectation for you to buy any books. However, **if you would like to provide books to your attendees, you can do so at a special discount, which you can access here:**

Bulk discounts for individual titles are available through Tyndale.com and are automatically applied for the following quantities:

- 10 - 49 units = 10% discount
- 50 - 99 units = 20% discount
- 100+ units = 30% discount



SCAN ME

Buying in bulk for your church? Sign up for a free [Church Connect](#) account for additional discounts, offers, and ministry resources.



Some PAWsible Questions You Might Have



Why are you sending this to me?

I have always wanted to write a book for kids! I wrote 7 books for grown-ups before getting to achieve my dream of writing for children. These children's books feel like a gift - and one I want to share! My goal for the Pawverbs for Kids books and for the Paws and Praise Party is to help children (especially those who struggle with shyness and anxiety) find an animal friend who can point their young heart to Jesus.



How do we contact you?

I would LOVE to hear from you! Please feel free to email me at jen@jenniferbleakley.com or at Pawverbs4Kids@gmail.com



Preparing for the event



Consider having a working dog at your event (i.e., emotional support/therapy dog, service dog and/or law enforcement K9).

- You can reach out to <https://k9forchrist.org/> for help finding a therapy dog in your area, and to your local law enforcement agency for a K9 officer contact.
- Ask dog handlers to speak for a few minutes about the specific jobs their dogs do and how they see God working through their dog.



Consider using the event as a way to bless the community.

- Families could bring stuffed animals to donate to a local children's hospital, Ronald McDonald house, or local ministry that supports children and families.
- Attendees could make paw-print-themed cards at the Arts and Crafts station to send to nursing home residents, hospice facilities, or children's hospitals. (A link to card templates is provided in the Resources section.)
- If your event is scheduled in the fall, you could fill animal-themed shoeboxes for Operation Christmas Child.
- Families could bring wishlist items or donate money to a local animal rescue organization.



Use animal- or paw-print-themed decorations to create a PAWSitive and playful atmosphere.

- This could be a fun outdoor event—especially if you plan to have working/therapy dogs at the party.
- Any party supply store will have animal and/or paw-themed decor. Amazon offers a wide array of inexpensive paw-themed party supplies.



Create a fun graphic/invitation to advertise your Paws & Praise Party (or use the one provided in the Resources section).

Paws and Praise Party Schedule



Large Group Welcome

- Event leader welcomes children (see the Leader Guides section for sample script).



Stations (Plan for 15 - 20 minutes for each station.)

A summary for each station is provided in the Leaders Guides section.

- Visit with Working Dog (This will be 1-3 rotations depending on how many dogs you are able to have at your event.)
- Snack Time
- Arts and Crafts
- Games
- Paws and Ponder (Pawverbs Lesson)



Small Group Format

- If your event will include more than 15 children, consider breaking into smaller groups of 4-8 children. Assign a leader to each group.
- These groups will rotate through the stations after the Large Group Welcome. Create a rotation schedule, and make sure each group leader knows (or has a copy of) their group's schedule.
- Assign an animal mascot to each group. You could incorporate this into an arrival activity by having teams design a flag they carry around to the stations.



Sample Rotation Schedule for Small Groups

	Group 1	Group 2	Group 3	Group 4
9:00 - 9:20	Large Group Welcome			
9:25 - 9:30	Visit with a Working Dog	Paws and Ponder	Game Time	Arts and Crafts
9:35 - 9:50	Snack Station	Visit with a Working Dog	Paws and Ponder	Game Time
9:55 - 10:15	Arts and Crafts	Snack Station	Visit with a Working Dog	Paws and Ponder
10:20 - 10:40	Game Time	Arts and Crafts	Snack Station	Visit with a Working Dog
10:45 - 11:05	Paws and Ponder	Game Time	Arts and Crafts	Snack Station
11:10 - 11:30	Large Group Wrap-Up			

*Time frames are simply suggestions, customize the schedule to make it work for your event.

*If you have more than one working dog at your event, consider treating each one as a separate rotation so the children have plenty of time to interact with the dog and its handler.

Paws and Praise Party Schedule

Large Group Wrap-up

- Gather all of the children together to Paws and Praise!
- Invite the children to show their appreciation for the working dog(s) and handler(s), and for all the volunteers who made the event possible.
- Encourage the children to share something they learned or discovered with their families.
- Challenge them to keep Job 12:7 in mind this week and look to the animals and ask God to show them things about himself.
- If your budget allows, send the children home with a little gift bag of paw-print-themed items. You can also include a Pawverbs bookmark, which is included in the Resource section.

**Amazon has great paw-print-themed party favors at discounted prices. (They have great prices on bulk packages of paw-print silicone bracelets!)*

**And if you want to send the children home with a copy of Pawverbs for Kids, you can order books at a deep discount by scanning this code:*



Leader Guides

Large Group Welcome

**Feel free to use the following script, or customize your welcome message to better fit your event.*

Hi friends! I am so glad that you are here today. This whole event was made with you in mind, and we really hope you enjoy your time here.

Now, before we begin, I have a question for you:

Is there anyone here today who likes animals? *(Invite children to raise their hands)*
Animals are great aren't they? I'm so glad God made so many animals.

Now, I know that you like animals, but now I'm curious about your favorite animal. So, let's do this: I'm going to count to three, and then you shout out your favorite animal! Yell it nice and loud and I'll see how many I can hear, okay?

Ready? 1 - 2 - 3!

Wow!! I heard a lot of different animals. *(Share some of the animals you heard.)*

Well, I am so glad we have so many animal lovers here, because our time together today is all about animals—and about all kinds of *different* animals. We're going to play animal-themed games, make animal-themed crafts, eat animal-themed snacks...and we're even going to learn some things *from* animals! Did you know that animals can teach us things?

Do you want to know something *I've* learned from an animal? *(Share your own lesson or use the following.)*



Leader Guides

I've learned that I can talk to God as easily as I can talk to my dog! Sometimes I get nervous to talk to other people about things because I don't know what they will think, or because I don't always know exactly what to say, but I'm never nervous to talk to my dog. She's just always happy to be with me. She never laughs at me or gets frustrated with me. Over the years, I've learned that God loves me and wants to spend time with me—even more than my dog does! God is so great and so awesome and he loves me—and he loves YOU! In fact, he loves us more than we can even imagine!

God is so good. And he loves us so much that he filled the earth with lots of animals for us to play with and watch; feed and take care of; pet and learn from. And he also gave us animals to help us do things.

Can anyone think of an animal who helps people? *(Invite children to raise their hands and share about an animal who helps people—i.e., horses for transportation, cows for milk, chickens for eggs, therapy and service animals, etc.)*

Wow! You all sure know A LOT about animals!

Okay, I have two last questions for you before we get started:

Question one is, What do dogs and cats have instead of hands?

That's right! They have paws.

And question two is, Does anyone know which book of the Bible comes after Psalms? It's okay, if you don't know—that's a much harder question.

The book of Proverbs comes after Psalms. Proverbs is often called the book of wisdom because it teaches us how to become wise and how to live wisely. And one way Proverbs tells us we can become wise is by learning from animals!

So today we are going to learn some wisdom from the Bible and from teachers with paws. And if we put those things together (animal PAWS and proverbs from the Bible), what do you think we get?



Leader Guides

We get PAW-verbs!

We will talk more about PAWverbs a little later—and you will even get a chance to write your very own PAWverb! But first, how about we play a game of Freeze Dance—animal edition?

Each of you were assigned to an animal group when you came in, right? So for this Freeze Dance game, you will move around and act like your animal while the music plays and then stop as soon as you hear the music stop. Let's practice one time. Let me see you move and sound like your group's animal.

Great job! Now we are going to play some music, and we want you to dance like your animal until the music stops. If you don't stop when the music stops, you will sit down. We'll play a few rounds and see how many of you are still standing. Ready? Let's dance!

(Consider playing music such as "Who Let the Dogs Out?", "Then Lion Sleeps Tonight," "What Does the Fox Say?", or—the dreaded—"Baby Shark.")

Well done friends! You all really are PAW-some!

Now we are going to break into our smaller groups and visit several different stations where you will get to learn and explore all sorts of things about animals! Are you ready? Let's go!



Totally PAWsome Stations Leader Guides



Visit with Working Dog(s)

****Supplies needed: Check with dog's handler to see what requirements they may have for their time with the children (i.e., Will the dog need a bowl of water?)***

- Before the event, ask the dog's handler if the children are allowed to pet the dog and how many children can approach the dog at a time.
- Welcome children and give clear instructions on how they should (or should not) interact with the dog.
- Introduce dog and dog's handler.
- Invite dog's handler to explain what their dog does to help people; a lesson they have learned from their dog; and how their dog helps point people to God.
- Invite dog's handler to give demonstration on how their dog does his/her job.
- Invite children to ask questions.
- If time (and dog's handler) allows, invite children to gently pet the dog.



Snack Time

****Supplies needed: animal-or paw-print-themed snacks. These can be served in animal- or paw-print-themed bags or on themed plates or napkins. If children are decorating cookies or cupcakes, you will need frosting, plastic knives, and any extra embellishments to add to the cookies or cupcakes.***

- Provide animal and/or paw-print-themed snacks
 - *Animal Crackers
 - *Cupcakes with Paw Print on Top (Make paw print from icing or from a Hershey's Kiss as the pad and four chocolate chips as the toes.)
 - *Goldfish Crackers
 - *Motts Animal Fruit Snacks
 - *Puppy Chow (You can find the recipe at <https://joyfoodsunshine.com/puppy-chow-recipe/>.)
- If decorating cookies or cupcakes, help the children who need assistance.
- As the children are eating (or after they have finished) ask the following questions, inviting each child to answer:
 - What animals live at your house?
 - What pet do you wish you could have?
 - What animal would make a good math teacher? A good PE teacher?
 - What is something you have learned from an animal?
 - What do you think animals can teach us about God?
- If time remains, review the Animal Mascots Fun Facts about Animals (found in the Resources section).



Totally PAWsome Stations Leader Guides

Arts and Crafts

*Supplies needed: Card templates, markers, colored pencils, stickers, or other embellishments for decorating cards; construction paper; additional coloring sheet/worksheet printables (for those who finish quickly). *If choosing an alternate craft, supply lists will differ.**

Make animal/paw-print-themed cards to give to a loved one or to collect and give to a local ministry, shut-ins from your church, or a local hospital.

- Print out the card templates from the Resources section.
- Invite children to use markers, colored pencils, stickers or other available embellishments to decorate their cards.
- Discuss the joy of giving and receiving cards.
- Lead the children in a prayer for those who will receive their card—that they will feel God’s love for them.
- If time remains, show the children how to draw a paw-print and write “God thinks I’m PAWsome” on a sheet of construction paper.

*Alternate craft options (and coloring sheet/worksheet printables) are included in the Resources section.

Game Time

Supplies needed: This will depend on which games you choose for your event.

Here are some animal-themed games to play:

- **Four Corners:** Assign each corner an animal name. One person will stand in the middle of the room and count down from 10 with their eyes closed while children quietly move to the different corners of the room. When the countdown is done, the person in the middle will call out an animal name. All the children in that corner need to sit down. The game continues until one person is left standing and becomes the new person standing in the middle.
- **Hot Potato:** Pass a stuffed animal around the circle while playing animal-themed songs.
- **Animal Races:** Divide children into two teams and have them race from one line to another while pretending to be different animals (i.e., bunnies who hop to finish line, elephants who swing their arms as a truck while running, snakes who slither instead of run, dogs who run on all fours, and lions who roar while they run).
- **Animal charades:** Have children act out various animals.
- **Freeze Dance** to “Who Let the Dogs Out”



Paws and Ponder (Pawverbs Lesson)

Supplies needed: “A Friend for Trevor” story from *More Pawverbs® for Kids* (included in the Resources section), Write Your Own Pawverb template (which can be found under Resources), pencils, and markers

**Read this section as written or customize the lesson to make it better fit your event.*

Did you know that the Bible has lots of stories involving animals? Can anyone think of some animals that we read about in the Bible? *(Allow time for answers.)*

From Noah’s ark to David’s sheep and Daniel’s lions, to donkeys and horses and whales, the Bible has lots and lots of stories about animals. And while it’s great to read those animal stories, God doesn’t just want us to *read* the stories, he wants us to *learn* from them. In fact, he tells us many times in the Bible to watch certain animals and learn from them.

I have three verses from the Bible that we can read together to see which animals God wants us to learn from. *(Read the following verses, or invite older children to read them from the Bible.)*

- Luke 12:24 “Look at the ravens. They don’t plant or harvest or store food in barns, for God feeds them. And you are far more valuable to him than any birds!” (NLT)
- Proverbs 6:6 “Take a lesson from the ants, you lazybones. Learn from their ways and become wise!” (NLT)
- Job 12:7 “Just ask the animals, and they will teach you. Ask the birds of the sky, and they will tell you.” (NLT)

Which animals did God tell us to learn from in those verses? What do you think God wants us to learn from a raven? What can we learn from an ant? What do you think he wants the animals to teach us?

God loves us so much that he filled our planet with animals that can teach us things about ourselves, about each other and, most importantly, about how much God loves us.



Paws and Ponder (Pawverbs Lesson)

(Cont.)

Can you think of a time when your pet, or other animal, did something funny, silly, sweet, or frustrating. Do you think there might be something you could learn from that?

There is a book called Pawverbs® that is full of lessons we can learn from our animal friends. Pawverbs uses animal stories to teach us things from the book of Proverbs in the Bible. I have a story from Pawverbs that I would like to read to you. While I'm reading, see if you can think of a lesson or something you can learn from the animal in the story. *(Read "A Friend for Trevor" from More Pawverbs for Kids. Read the questions and invite children to discuss them, then lead them in prayer.)*

Now, it's YOUR turn to create a Pawverb story! I have some paper, pencils and markers here. Think about your own pets, or animals you've seen, and write down a lesson or draw a picture of something that animal has taught you. And if you can't think of one, you can just turn the paper over and draw a picture of an animal that you're really glad God made.

** Consider providing little journals for the kids to take home to record their own Pawverbs as God teaches them things through their animals.*

** If the children would like to share their Pawverb with the author of Pawverbs for Kids (Jen Bleakley) she would LOVE to read them! They (with their parents' permission) can email their stories to Pawverbs4Kids@gmail.com, and she will write them back!*



Resources



for you



Fun Facts About Animal Mascots

**Use these animal fun facts during snack time; while waiting for another group to leave a station before you go in; or while you wait for the event leader to begin the large group times.*

Dogs

- A dog's nose print is unique—just like people's fingerprints.
- All dogs dream.
- Dogs will often yawn if they see their owner yawn.
- There are more than 75 million pet dogs in the United States—that's more than any other country.
- Puppies are born deaf. They can't hear until they're around three weeks old.

Cats

- There are more than 500 million pet cats in the world.
- Cats sleep an average of 13-14 hours a day.
- Cats can see in the dark.
- A group of cats is called a clowder.
- Cats can jump up to six times their height.

Horses

- Horses can sleep standing up.
- Horses can run a few hours after they are born.
- Horses' eyes are bigger than the eyes of any other mammal that lives on land.
- Horses' hooves are made of the same material as our fingernails.
- A baby horse is called a foal.

Ducks

- Ducks are found everywhere in the world except Antarctica.
- Baby ducks are called ducklings.
- Ducks' feathers are waterproof.
- Not all ducks quack.
- Ducks have three eyelids and can see in color.

Fun Facts About Animal Mascots

Lizards

- Lizards can detach their tails to get away from a predator.
- Most lizards can swim.
- A type of lizard called a chameleon can look in two different directions at the same time.
- Lizards are cold-blooded—that means they can't keep themselves warm and have to warm up in the sun or on warm surfaces.
- Lizards vary in size more than any other reptile—some are only an inch long, while the largest lizard, the Komodo dragon, can grow up to 10 feet long.

Rabbits

- A baby rabbit is called a kit.
- A rabbit's teeth never stop growing—but they get worn down as the rabbit chews.
- Rabbits perform an athletic leap called a binky when they are happy—where they twist and kick in mid-air.
- Happy rabbits purr like cats when they are relaxed and content.
- Pet rabbits can get bored if they don't get to play—and they really like to play with cardboard paper towel rolls and empty oatmeal containers.

Elephants

- Elephants are the largest land mammals.
- African elephants have large ears shaped like the continent of Africa.
- Elephants spend 12-18 hours a day eating.
- An elephant creates one ton of poop every week.
- Elephants use mud to make their own sunscreen.

Fun Facts About Animal Mascots

Bears

- Bears can smell food several miles away.
- Bear cubs are extremely playful.
- Bears are some of the most intelligent mammals in North America.
- Bears can run up to 35 miles an hour.
- Polar bears are the largest of all bears.

Lions

- Lions live in groups called prides, which consist of 10-15 lions.
- An adult male lion's roar can be heard up to five miles away.
- A baby lion is called a cub.
- A lion can run up to 50 miles an hour.
- Lions can sleep up to 21 hours a day.

Kangaroos

- Baby kangaroos, called joeys, are the size of a jellybean when they are born.
- Kangaroos can't walk or hop backwards.
- Some kangaroos can jump up to 25 feet in one leap.
- Kangaroos' tails are so strong they can balance on them to kick their legs.
- Joeys will dive head-first into their mother's pouch if they sense danger.

Paws and Praise Party Resources



[Totally PAWsome Kid's Event Invitation Template \(click here\)](#)



[Card Templates \(click here\)](#)



Alternate Crafts:

Raven Craft

"Look at the ravens. They don't plant or harvest or store food in barns, for God feeds them. And you are far more valuable to him than any birds!" (Luke 12:24, NLT).

<https://juneau.org/wp-content/uploads/2021/06/4-Raven-craft.pdf>

*Customize by writing Luke 12:24 on the raven's wings (or craft stick).

Ant Craft:

"Take a lesson from the ants, you lazybones. Learn from their ways and become wise!" (Proverbs 6:6, NLT).

<https://kidscraftroom.com/walking-ant-craft/>


*Customize by writing Proverbs 6:6 on ant's body.



Printables

*See attached bookmark, animals facts, maze, word search, coloring sheet, and Write Your Own Pawverb template.





**"Just ask the animals,
and they will teach you."**

Can you find the words below?



E	R	L	E	R	R	I	U	Q	S	A	C	E	L
E	U	F	N	G	E	J	D	O	G	L	E	N	E
D	E	A	S	E	L	E	D	A	U	T	U	M	N
P	U	S	V	O	B	R	S	S	S	U	N	N	Y
R	B	O	Y	R	I	E	B	J	E	S	U	S	A
O	A	B	I	G	B	O	R	B	S	A	V	I	N
V	E	P	W	I	S	N	E	E	I	F	E	B	I
E	I	S	T	E	P	V	V	B	R	R	S	I	M
R	R	J	O	T	B	P	W	I	S	G	D	M	A
B	E	V	I	N	I	O	A	A	O	I	T	B	L
S	D	G	S	E	S	N	P	B	N	A	F	S	S
R	E	T	S	M	A	H	I	B	C	M	R	S	N
E	H	E	T	E	V	B	S	W	A	P	O	D	W
S	D	N	E	I	R	F	N	A	C	U	G	U	P



bird
Georgie
Pawverbs
hamster

Proverbs
cat
squirrel
pets

Sunny
frog
dog
animals


Autumn
friends
paws
Jesus

Bible



HELP AUTUMN FIND HER WAY TO THE TREE

Trace your path from Autumn the squirrel to the tree in the park



You can print this out and use a pen or crayon to solve the maze.
You can also work on it right here by using the Draw tool in the apps tab.



HELP AUTUMN FIND HER WAY TO THE TREE

Trace your path from Autumn the squirrel to the tree in the park



ANSWER KEY

Printable Bookmarks

Front



Print out bookmarks (front and back) and copy on printer using the "front and back" setting. Cut out each bookmark using the dotted lines. You can also take to your local printer shop for printing in color and for cutting.

Printable Bookmarks

Back

Explore spiritual truth alongside loveable pets

Short animal stories, reflection, and a prayer focused on the book of Proverbs



Available September 2024



Learn more at Jenniferbleakley.com

Explore spiritual truth alongside loveable pets

Short animal stories, reflection, and a prayer focused on the book of Proverbs



Available September 2024



Learn more at Jenniferbleakley.com

Explore spiritual truth alongside loveable pets

Short animal stories, reflection, and a prayer focused on the book of Proverbs




Available September 2024




Learn more at Jenniferbleakley.com

Explore spiritual truth alongside loveable pets

Short animal stories, reflection, and a prayer focused on the book of Proverbs



Available September 2024



Learn more at Jenniferbleakley.com

Print out bookmarks (front and back) and copy on printer using the “front and back” setting. Cut out each bookmark using the dotted lines. You can also take to your local printer shop for printing in color and for cutting.

My PAWverb



Which animal did you learn a lesson from?

If your animal is a pet, what is your pet's name?

What did your animal teach you? Or help you learn?

What is something your animal might teach you about God?

Who can you share your Pawverb with?

Write a short prayer asking God to help you remember the lesson you learned from your animal friend:

“Just ask the animals, and they will teach you. Ask the birds of the sky,
and they will tell you.” Job 12:7 (NLT)

SAMPLER FOR PROMOTIONAL PURPOSES ONLY



more

PAWVERBS™
~ for Kids ~

30 More Heartwarming Stories about Boys, Girls, and Their Pets

JENNIFER MARSHALL BLEAKLEY



A Friend for Trevor

A friend is always loyal, and a brother
is born to help in time of need.

PROVERBS 17:17

TREVOR SAT BY HIMSELF. He didn't want to be at summer camp. He folded his arms over his stomach. The other kids were playing, and their happiness made him mad. Everything seemed to make Trevor mad these days.

All the other kids ran over to the basketball court to play four square, but Trevor didn't move.

He picked at some tall blades of grass. He kicked a rock. When he looked up, a big dog was standing in front of him.

A kind-looking lady was holding the dog's leash. She said her name was Ms. Sandee, and her sand-colored dog was Tesla. They would be spending the

week at camp too. Trevor had never heard of a dog going to camp before.

"This is Tesla's third time at camp," Ms. Sandee said.

Tesla sat down and put her head in Trevor's lap. Trevor touched her forehead with his finger.

"It's my *first* time," Trevor told Tesla.

Tesla held her paw up.

Trevor looked at Ms. Sandee.

"Tesla wants to shake your hand," she said.

Trevor shook Tesla's paw. "Nice to meet you, Tesla," he laughed.

Ms. Sandee asked Trevor if he would like to take her dog for a walk. He did. He took Tesla's leash and walked her over to a big field. He asked Ms. Sandee if he could run with Tesla. She said yes. Trevor started running, and Tesla ran too. She was really fast.

Trevor and Tesla spent every day of camp together. They went for walks, played fetch, and showed the other kids all the tricks Tesla could do. Tesla made camp a lot of fun. So much fun that Trevor wanted to come back next year.

"Ms. Sandee," Trevor asked as he helped her get Tesla in the car to go home, "do you think Tesla will remember me next year?"



Ms. Sandee's eyes got shiny as she answered, "I know she will remember. Tesla never forgets her friends."


"I love you, Tesla," Trevor whispered. "Thanks for being my friend."





PAWS AND PONDER

When was a time that you were mad like Trevor?
How did Tesla help Trevor feel better?
What made Tesla a good friend? How can you be a
good friend like Tesla?



Paws and Pray

*Dear God, sometimes I get really mad and really scared.
Please remind me that you are always with me—even
when I'm mad and scared. And help me remember that
you are my friend.*





**“If you slow down, pay attention, and ask God
for help—you can learn things about him
from the animals he created.”**



JENNIFER MARSHALL BLEAKLEY



With love, animals, and curiosity, Jennifer Bleakley shows kids how they can learn about themselves and God from the animals he created. Jennifer shares her own experiences with animals and how they have helped her learn about God. She also shares stories about children who have learned things about God from their animals. Jennifer's stories are full of love and faith, and they will inspire your child to learn about God from the animals he created. Jennifer's stories are full of love and faith, and they will inspire your child to learn about God from the animals he created.



ISBN 978-1-4964-8408-6
Juvenile Nonfiction / Religious / Christian /
Devotional & Prayer

Printed in China

US \$16.99

51699



9 781496 484086



EAN

Acknowledgements

**Thank
you!**

I'd like to offer a special thanks to the following people for helping me create this PAWS & PRAISE curriculum —

Summer Harsch from Every Season Digital Marketing
www.summerharsch.com

The talented editors at Tyndale House Publishers:

Karen McGraw
Erin Gwynne
Stephanie Rische

My amazing marketing team at Tyndale:

Michelle Polsley
Emily VanderBent

Illustrator: Faith Schuch

And my dog, Gracie, for laying at my feet at while I typed and taking me for walks when I needed to brainstorm!

