


2024 ANNUAL REPORT



District of Tobique Valley
Year ending December 31, 2024

TABLE OF CONTENTS

Message from the Mayor.....	2
Forward	3
Community Profile	4
District Council	5
Property Tax Rate	8
General Operating Budget	
General Government Services	9
Protective Services	10
Transportation	11
Environmental Health Services	12
Environmental Development Services	12
Recreation & Cultural Services	13
Fiscal	14
Wastewater & Utility Budget	
Utility Revenue	15
Utility Expense	15
Fiscal Services	16
Appendix I – 2024 Audited Financial Statements	

MESSAGE FROM THE MAYOR



Welcome to the 2024 Annual Financial Report for the District of Tobique Valley. This report highlights the Municipality's ongoing commitment to the management responsible for your tax dollars. Inside, you'll find information on council meetings, council honorariums, the budget, and the various services funded through property taxation.

I am particularly pleased that the 2024 Budget allowed us to maintain essential service levels that our residents rely on, while also positioning the district for long-term success.

I would like to extend my sincere thanks to Council and staff for their dedication and effort in managing departmental budgets with care. I trust the transparency provided in this report will inspire continued commitment to responsible governance and fiscal accountability.

All the best,

Tom Eagles
Mayor

FOREWARD

This annual report is prepared pursuant to section 105 of the *Local Governance Act*, and Regulation 2018-54.

This report represents financial statements based on the operating year of 2024 belonging to the District of Tobique Valley. This report contains general information of the district such as its population; tax base; tax rate and user charges, as well as more detailed information regarding district council, the provision of grants, and the types and cost of the services provided. The 2024 Audited Financial Statements are appended as Appendix I.




Community Profile

District of Tobique Valley is in the northwestern part of the province, 40 km from the Town of Grand Falls, with a population of 2740 as indicated in the 2021 Census. It is a lumber and trucking community that sits on the banks of the Tobique River.

The district offers numerous campgrounds and accommodations along the Tobique River. Several Playgrounds, public swimming pool, nature trail, river access to the Tobique River, outside venue where family gatherings and weddings are held. Within the park area you can enjoy paddling on Roulston Lake with paddle boats, kayaks, and paddle board rentals. Roulston Lake is the venue for the World Pond Hockey Championships that is held in February. This a worldwide event that attracts all ages of individuals who love the sport of hockey and come from all corners of the world. Ice surface, walking track, and fitness centre are all located in the Phil Sharkey Memorial Centre.

The Municipality is a diversified municipal unit that provides a wide range of services to its residents that consist of General Government Services, Protective Services, Transportation Services, Environmental Health Services, Environmental Development Services, Recreation and Cultural Services and Water/Wastewater Services.

Districts municipal office is your source for municipal information including details on your Council, staff contacts, council meetings, minutes, and much more can be seen by visiting the District of Tobique Valley - website: www.tobiquevalley.ca.



District Council

The District of Tobique Valley consists of three wards with municipal council representation. District council is composed of a mayor and six councillors who were elected in November 2022. The current term of office for elected members runs from January 2023 to May 2026. Municipal elections across the province are scheduled to take place on May 11, 2026.

Council Meetings

All council meetings are held in Council Chambers at the Phil Sharkey Memorial Center located at 159 Main Street. All regular and special council meetings are open to the public. The regular meetings are held on the third Monday of each month. Unless the third Monday falls on a Holiday then the meeting is scheduled for Tuesday. A special meeting is held when there are matters that Council determines cannot wait until a regular meeting.

Council Members & their responsibilities



Mayor: Tom Eagles

UMNB, Regional Service Commission includes Public Safety Committee, Council liaison with administration



Councillor Ward 2 - Deputy Mayor Gary Harding

Public Works, Cemetery Committee, Tobique Forestry Advisory Committee



Councillor Ward 2 - Tony Wright

Parks & Facility Maintenance, Pond Hockey



Councillor Ward 3 - Bill Eagles

Fire Department, Regional Service Commission - Public Transportation,
Cemetery, Long Term/Palliative Care



Councillor Ward 2 - Sharon DeWitt

Finances, Library, Education, EMO Liaison



Councillor Ward 1 - Laurie Barry Kinney

Economic Development-Tourism, Policy & By-Laws, Pond Hockey



Councillor Ward 1 - Joanne Michaud

Health, Policy & By Laws, Christmas Committee

Remuneration of Council

The Mayor and Councillors each receive a monthly honorarium and expenses for travelling on municipal business outside of the district. Honorariums and Expenses are covered under,



By-Law 2023-03. In 2024, payments totalled \$52,347.53 and are detailed in Table 1 below.

Council Honorariums – Table 1

	Honorarium	Travel Expenses
Mayor Eagles	\$12,000	\$969.31
Deputy Mayor Harding	\$7,500	Nil
Councillor Barry-Kinney	\$6,000	\$511.20
Councillor Wright	\$6,000	\$303.05
Councillor Michaud	\$6,000	\$420.00
Councillor DeWitt	\$6,000	\$340.92
Councillor Eagles	\$6,000	\$303.05

2024 COUNCIL MEETING DATES & ATTENDANCE

DATES	MEETINGS	Tom	Gary	Sharon	Tony	Bill	Laurie	JoAnne	
15-Jan	REGULAR								
1-Feb	SPECIAL								
12-Feb	REGULAR								
18-Mar	Regular								
9-Apr	SPECIAL								
15-Apr	REGULAR								
29-Apr	SPECIAL								
21-May	REGULAR								
17-Jun	REGULAR								
26-Jun	SPECIAL								
15-Jul	REGULAR								
12-Aug	SPECIAL								
19-Aug	REGULAR								
16-Sep	REGULAR								
9-Oct	SPECIAL								
21-Oct	REGULAR								
18-Nov	REGULAR								
20-Nov	SPECIAL								
9-Dec	SPECIAL								
16-Dec	REGULAR								

 PRESENT
 ABSENT

Property Tax Rate

District of Tobique Valley – 2024 Taxing Authority Breakdown

Ward 1 & Ward 3

- **Residential Assessment:** \$143,093,200
- **Non-Residential Assessment:** \$4,524,700
- **Total Tax Base:** \$150,332,720
- **Warrant:** \$1,052,329
- **Tax Rates:**
 - Residential: \$0.7000
 - Non-Residential: \$1.1200
 - Heavy Industrial: \$1.1200
- **Example:**
 - A homeowner with a property assessed at **\$80,000** would pay **\$560.00** in municipal property taxes.

Ward 2

- **Residential Assessment:** \$54,037,100
- **Non-Residential Assessment:** \$4,488,200
- **Heavy Industrial Assessment:** \$5,970,800
- **Total Tax Base:** \$70,771,500
- **Warrant:** \$1,238,501
- **Tax Rates:**
 - Residential: \$1.7500
 - Non-Residential: \$2.8000
 - Heavy Industrial: \$2.8000
- **Example:**
 - A homeowner with a property assessed at **\$80,000** would pay **\$1,400.00** in municipal property taxes.

Taxation Revenue represents an annual levy administered and collected by the Province of New Brunswick on behalf of all New Brunswick Municipalities for municipal services. Taxation revenue is recorded under warrant of assessment. These funds are disbursed monthly to the municipality by the Province of NB.

General Operating Budget

Local government budgets and services are developed using a standardized classification system. For 2024, the Council approved a general operating budget totaling \$2,908,031.

Surplus breakdown:

- **Ward 1 & 3:** \$23,489
- **Ward 2:** \$59,681

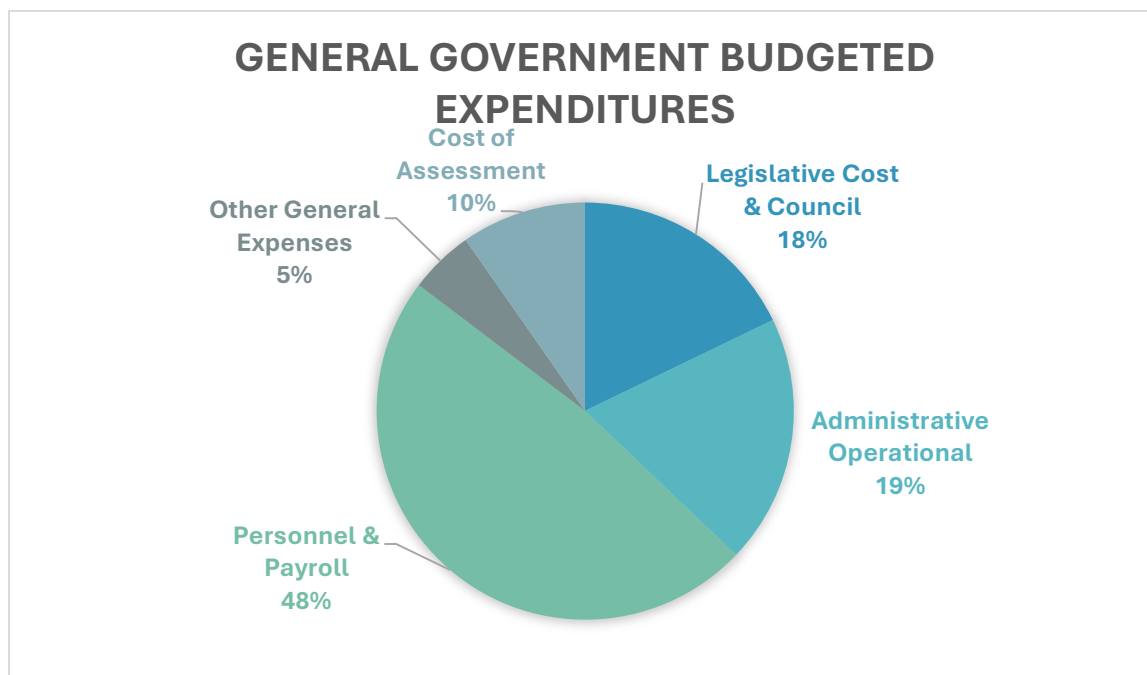
The 2024 fiscal year surplus is attributed to funds carried forward from the 2022 fiscal year.

Total Budgeted Expenditures: \$2,908,031

General Government Services

Budgeted Expenditures: \$438,621

This category includes expenditures relating to administering of the district as follows: Legislative Cost & Council \$78,152, Admin Operational \$84,691, Personnel & Payroll Expenses \$211,324, Other General Expense \$21,850, Cost of Assessment \$42,604.



Protective Services

Budgeted Expenditures: \$805,572

Protective services breakdown: Contractual Fire Agreement & RSC Public Safety \$10,025, EMO & Animal Control \$15,401, Firefighters & Exp. \$39,940, Police Protection \$630,607, Station & Building Exp \$101,799, Fire Budget \$7800.

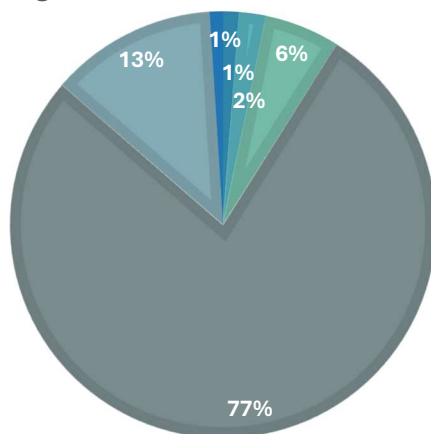
Policing services are provided by the RCMP through and agreement with the Province of New Brunswick. RCMP services are cost shared regionally based on population and tax base.

The Plaster Rock & District Fire Department provides fire protection services to the district. The fire department consists of the fire chief and twenty volunteer firefighters from the service area.

Among other equipment, the department has two fire trucks, van, half-ton truck and off-road vehicle. Other than the newest fire truck, all capital assets, including the fire hall, are fully paid for and ongoing maintenance costs are included in the annual budget.

PROTECTIVE SERVICES BUDGETED EXPENDITURES

- Contractual Agreement & RSC Public Safety 1%
- EMO & Animal Control 2%
- Firefighters & Expenses 6%
- Police Protection 77%
- Station & Building Expenses 13%
- Fire Budget 1%



Transportation Services

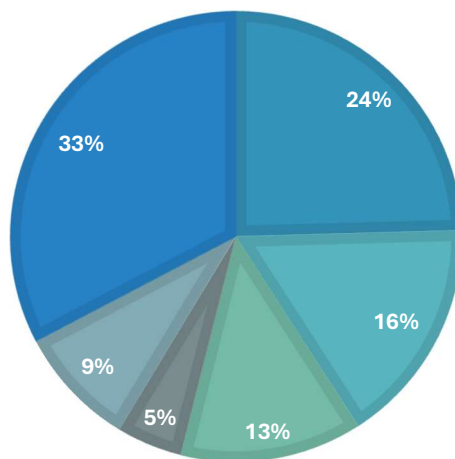
Budgeted expenditures: \$418,620

Transportation services breakdown: Winter Operation \$122,290, Workshop Equip \$65,600, Street Patching \$43,000, Culverts, Sidewalks & Sign \$23,813, Other Transportation (RSC/Street) \$30,700, Personnel & Payroll Expenses \$131,452

Roads in the municipality include provincial, regional, and municipal roads totalling 32.47 km. The district is responsible to cover the capital and operating costs of the 20.77 km of local roads with a percentage of the winter and summer maintenance costs of 2.79 km of regional roads, provincial within Ward 2.

TRANSPORTATION SERVICES BUDGETED EXPENDITURES

- Winter Operation 24%
- Workshop Equipment 16%
- Street Patching 13%
- Culverts, Sidewalks & Signs 5%
- Other Transportation (RSC/Street) 9%
- Personnel & Payroll Expenses 33%



Environmental Health Services

Budgeted expenditures: \$316,812

The district has a five-year contract with Northwest Sanitation for solid waste collection. The disposal is transported to the Northwest Regional Service Commission Transfer Facility located in Green River. The tipping fees (cost per tonne) for disposal of residential waste is \$78.00 that is paid to the Western Valley Regional Service Commission.

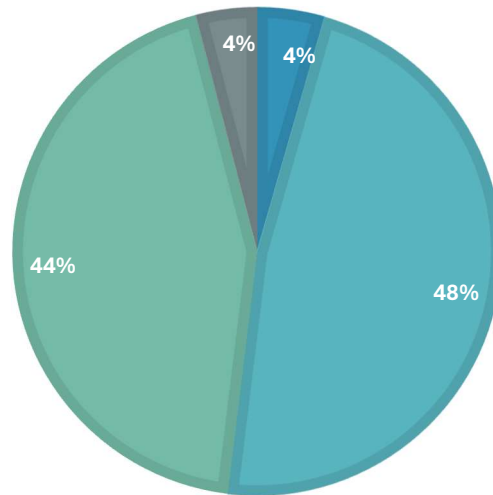
Environmental Development Services

Budgeted expenditures: \$180,129

Environmental development services breakdown; Celebration \$8,000, RSC Services \$85,553, Tourist Park Personnel/Operating Cost \$79,284, Unsightly & Beautification \$7,292.

ENVIRONMENTAL DEVELOPMENT BUDGETED EXPENSES

- Celebrations 4%
- RSC Services 48%
- Tourist Park Personnel and Operations 44%
- Unsightly & Beautification 4%



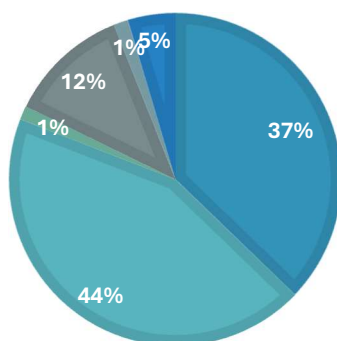
Recreation and Cultural Services

Budgeted expenditures: \$600,004

Recreation services breakdown: Personnel & Payroll Exp \$223,301, Phil Sharkey Operational Expenses \$262,055, Library \$8000.00, Pool Personnel & Operational Exp. \$70,421, Sport Field Supplies \$8,531, Fitness Centre Operational Expenses \$27,696.

RECREATION & CULTURAL SERVICES BUDGETED EXPENSES

- Personnel & Payroll 37%
- Phil Sharkey Operational Expenses 44%
- Library 1%
- Pool Personnel & Operations 12%
- Sports Field Supplies 1%
- Fitness Centre Personnel & Operations 5%



Program Funding

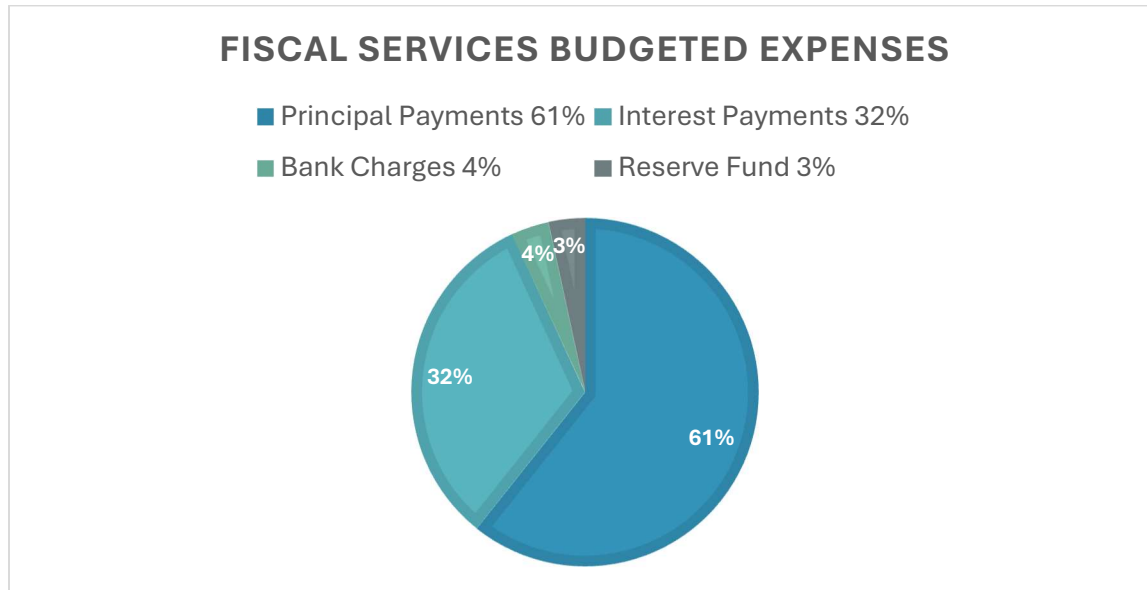
The district received approval through their funding application for three students under the Federal Summer Career Placement in the amount of \$8,563.00. One student was approved under the funding application through the Provincial SEED Program in the amount of \$2395.89.

Funding applications were applied through and approved under Local Reform for \$35,745, Heritage Canada \$1920.00, New Horizons Seniors Program \$5500, ParticipACTION Challenge \$1000, Earth Day \$500.

Fiscal Services

Budgeted expenditures: \$148,273

The interest and principal payments for long term debt breakdown; Principal Payments \$90,000, Interest Payments \$48,073, Bank Charges \$5,200, Reserve Fund \$5000.



The table below indicates purpose, year, amount, and maturity year of each debenture.

General Operating Debentures – Table 3

General Fund	Year	Amount	Maturity Year
Rec. Facility	2008	\$1,000,000	2037
Rec. Facility	2018	\$ 542,000	2038
Fire Truck	2018	\$ 340,000	2027

As prescribed in the Local Governance Act of New Brunswick, borrowing to finance General Fund operations is limited to 4% of the Municipality's Annual Budget.

Utility Operating Budget

The district utility operating budget consists of water and wastewater services. These services are provided on a user charge basis. The water and wastewater system has 867 users. The yearly residential user fee for 2024 was \$480.00. The user fees make up the revenue for the Utility Budget that totalled \$452,031.

The Utility Fund surplus of \$31,798 from two years prior (Year 2022).

The water is tested weekly to ensure it is operating in accordance with provincial standards. The sewer system includes 25km of piping, one lift station, and two lagoons one aerated and one facultative. The outflow from the lagoon is tested to ensure it is operating in accordance with applicable provincial and federal standards.

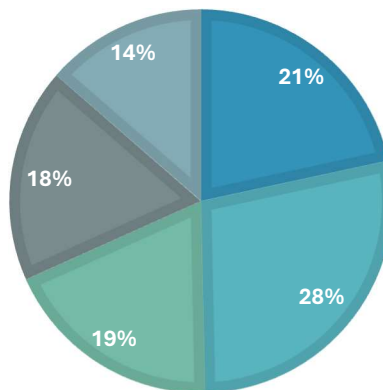
Utility Operating Expenditures

Budgeted expenditures \$356,360

The utility budget breakdown; Power & Pumping Operational Expenses \$77,000, Personnel & Payroll Exp. \$100,003, Wastewater Lift Station Operation \$66,378, Wastewater Personnel & Exp \$64,479, Transmission & Distribution Operation \$48,500

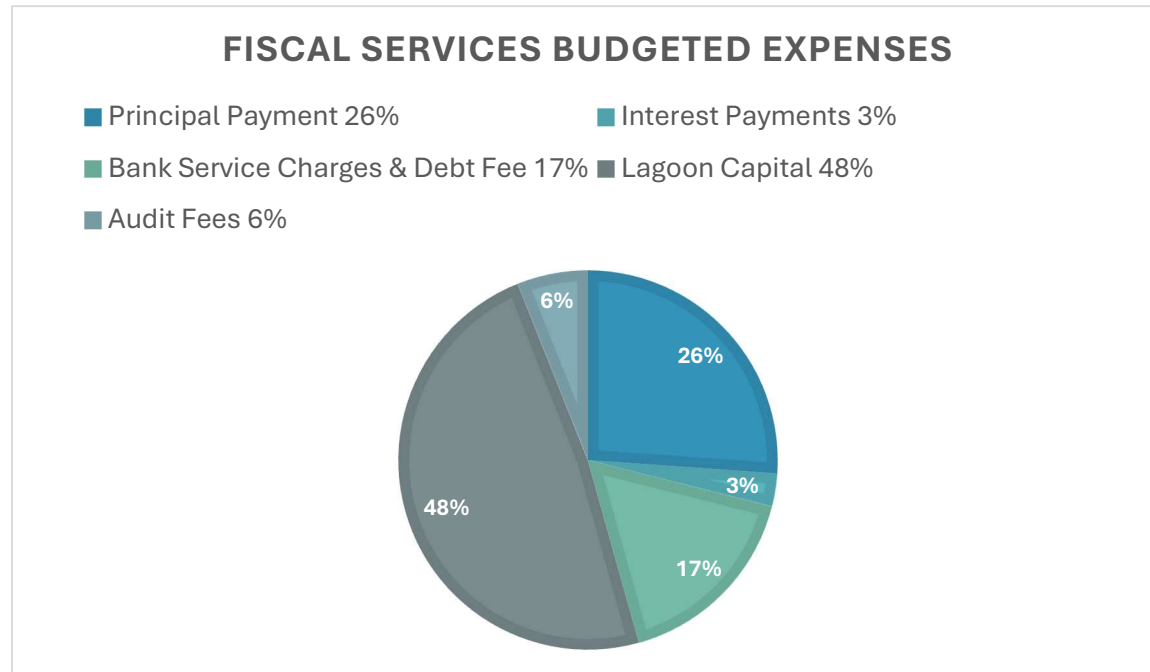
UTILITY OPERATING BUDGETED EXPENSES

- Power & Pumping Operational Expenses 21%
- Personnel & Payroll 28%
- Wastewater Lift Station Operations 19%
- Wastewater Personnel & Exp 18%
- Transmission & Distribution Operation 14%



Fiscal Services - \$95,671.00

Long Term debt Payments; Principal of \$25,000, Interest of \$2,693, Bank Service Charges & Debt Fee \$13,000, Lagoon Capital \$46,203, Audit Fees \$5775.



The table below indicates purpose, year, amount, and maturity year of each debenture.

Utility Operating Debentures – Table 4

Utility Fund	Year	Amount	Maturity Year
Backhoe	2019	\$160,000	2029
Service Truck	2021	\$ 44,000	2026

Borrowing to finance Utility Fund operations is limited to 50% of the operating budget for the year. Residents of the district are eligible for a 5% discount for water and sewer accounts paid in full at the first of the year.

APPENDIX I – 2024 Audited Financial Statements