



DESERT EMPIRE FAIR 2025

October 17-19, 2025

Desert Empire Fairgrounds & Event Center(10 am-2 pm M-F)

520 Richmond Rd. Ridgecrest, California 93555

760-375-8000

Fax 760-375-8134

stillexhibits@desertempirefair.com

www.desertempirefair.com or chip@desertempirefair.com

RV PARK INFORMATION: Please call the fair office @ (760) 375-8000



Index

- PG. 3 Fair board members
- PG.4 Fair dates
- PG. 5-6 How to find us
- PG.7-8 Still Exhibits important dates
- PG. 9-16 Rules and guidelines
- PG.17-95 Still Exhibits Divisions
- Pg. 21-44 ADULTS
- Pg. 45-55 SENIORS
- Pg. 56-75 JUNIORS
- Pg. 76-80 DEVELOPMENTALLY CHALLENGED YOUTH
- PG 81-95 YOUTH PROGRAMS AND SCHOOL INFORMATION
- Pg. 96-97 Placement tags (required on each submitted item)
- Pg. 98-103 Helpful hints and guidance

53rd District Agricultural Association

Executive Director

Marshall “Chip” Holloway

President

Darrell Eddins

Vice President

Howard Lair

Directors

Doug Lueck, Jim Kight, Bob Beecroft,
Ray Hocker

Livestock Superintendent

Kalie Keenan

Still Exhibits Director/Supervisor

Christina Owens

Floriculture/Horticulture Chairmen & Consultants

Wanda Hewett, Merrilee Ray, Terry
Fairfield, Ann Richardson, Judy
Dietrichson



JOIN US FOR THE DESERT EMPIRE FAIR

October 17-19, 2025



Hours of Operation

Friday: 4pm – closing
Saturday: 12 noon – closing
Sunday: 12 Noon – closing

Admission

0-5yrs Free
Children 6 - 12 \$5.00
Adults 13+..... \$5.00
Seniors 65+..... \$5.00
Active Military... Free (Only on Sunday
with valid Military ID)
***Kids free with exhibits entry**



How to find us:

Desert Empire Fairgrounds & Event Center 520 S. Richmond

From Lancaster / Palmdale

1. North on Hwy 14
2. East on Hwy 178 (towards Ridgecrest/Inyokern)
3. Travel appx. 10 miles on Hwy 178 (Inyokern Rd)
4. Turn right onto China Lake Blvd. (south)
5. Travel appx. 3 miles on China Lake (south)
6. Turn left onto Ridgecrest Blvd (Hwy 178 E)
7. Turn right onto Richmond Road
8. Pass the main fairground entrance and turn left at the Livestock entrance sign.



From Bakersfield

1. Take Hwy 58 east to Hwy 14
2. North on Hwy 14
3. East on Hwy 178 (towards Ridgecrest/Inyokern)
4. Travel appx. 10 miles on Hwy 178 (Inyokern Rd)
5. Turn right onto China Lake Blvd. (south)
6. Travel appx. 3 miles on China Lake (south)
7. Turn left onto Ridgecrest Blvd (Hwy 178 E)
8. Turn right onto Richmond Road
9. Pass the main fairground entrance and turn left at the Livestock entrance sign.

How to find us:

Desert Empire Fairgrounds & Event Center

520 S. Richmond Rd. Ridgecrest, CA.93555

From Apple Valley/Barstow

1. Take Hwy 395 north
2. Turn on the China Lake Blvd exit (towards Ridgecrest)
3. Take China Lake Blvd north appx. 3-4 miles
4. Turn right on Ridgecrest Blvd. (Hwy 178 east)
5. Turn right onto Richmond Road
6. Pass the main fairground entrance and turn left at the Livestock entrance sign.



Category	Entry form Due date & where to drop off	Drop off Due date	Drop off Location	Pick up time & Location
Still Exhibits	All Entry forms Due by 09/12/2025 online: stillexhibits@desertempirefair.com In person: fair office M-Th 10am-1pm	October 10th (Friday) 9 am until 1 pm and October 11th (Saturday) 9 am until 1 pm	Joshua Hall	Joshua Hall Oct 20 @11 am- 3 pm (Monday) Oct 24 @ 9 am- 12 pm (Friday)
Quilts	All Entry forms Due by 09/12/2025 online: stillexhibits@desertempirefair.com In person: fair office M-Th 10am-1pm	October 10th (Friday) 9 am until 1 pm and October 11th (Saturday) 9 am until 1 pm	Joshua Hall	Joshua Hall Oct 20 @11 am- 3 pm (Monday) Oct 24 @ 9 am- 12 pm (Friday)
Clothing & Textiles	All Entry forms Due by 09/12/2025 online: stillexhibits@desertempirefair.com In person: fair office M-Th 10am-1pm	October 10th (Friday) 9 am until 1 pm and October 11th (Saturday) 9 am until 1 pm	Joshua Hall	Joshua Hall Oct 20 @11 am- 3 pm (Monday) Oct 24 @ 9 am- 12 pm (Friday)
Arts & crafts	All Entry forms Due by 09/12/2025 online: stillexhibits@desertempirefair.com In person: fair office M-Th 10am-1pm	October 10th (Friday) 9 am until 1 pm and October 11th (Saturday) 9 am until 1 pm	Joshua Hall	Joshua Hall Oct 20 @11 am- 3 pm (Monday) Oct 24 @ 9 am- 12 pm (Friday)
Special events Quilting challenge/ Legos Etc.	All Entry forms Due by 09/12/2025 online: stillexhibits@desertempirefair.com In person: fair office M-Th 10am-1pm	October 10th (Friday) 9 am until 1 pm and October 11th (Saturday) 9 am until 1 pm	Joshua Hall	Joshua Hall Oct 20 @11 am- 3 pm (Monday) Oct 24 @ 9 am- 12 pm (Friday)

Category	Entry form Due date & where to drop off	Drop off Due date	Drop off Location	Pick up time & Location
Fine arts & creative writing	<u>All Entry forms</u> Due by 09/12/2025 online: stillexhibits@desertempirefair.com In person: fair office M-Th 10am-1pm	October 10th (Friday) 9 am until 1 pm and October 11th (Saturday) 9 am until 1 pm	Joshua Hall	Joshua Hall Oct 20 @11 am- 3 pm (Monday) Oct 24 @ 9 am- 12 pm (Friday)
Photography	<u>All Entry forms</u> Due by 09/12/2025 online: stillexhibits@desertempirefair.com In person: fair office M-Th 10am-1pm	October 10th (Friday) 9 am until 1 pm and October 11th (Saturday) 9 am until 1 pm	Joshua Hall	Joshua Hall Oct 20 @11 am- 3 pm (Monday) Oct 24 @ 9 am- 12 pm (Friday)
Table placings	<u>All Entry forms</u> Due by 09/12/2025 online: stillexhibits@desertempirefair.com In person: fair office M-Th 10am-1pm	October 10th (Friday) 9 am until 1 pm and October 11th (Saturday) 9 am until 1 pm	Joshua Hall	Joshua Hall Oct 20 @11 am- 3 pm (Monday) Oct 24 @ 9 am- 12 pm (Friday)
Collections	<u>All Entry forms</u> Due by 09/12/2025 online: stillexhibits@desertempirefair.com In person: fair office M-Th 10am-1pm	October 10th (Friday) 9 am until 1 pm and October 11th (Saturday) 9 am until 1 pm	Joshua Hall	Joshua Hall Oct 20 @11 am- 3 pm (Monday) Oct 24 @ 9 am- 12 pm (Friday)
Baked Good	<u>All Entry forms</u> Due by 09/12/2025 online: stillexhibits@desertempirefair.com In person: fair office M-Th 10am-1pm	October 16th (Thursday) 9 am until 6 pm	Joshua Hall	Joshua Hall (dishes only) Oct 20 @11 am- 3 pm (Monday) Oct 24 @ 9 am- 12 pm (Friday)
Preserved foods	<u>All Entry forms</u> Due by 09/12/2025 online: stillexhibits@desertempirefair.com In person: fair office M-Th 10am-1pm	October 10th (Friday) 9 am until 1 pm and October 11th (Saturday) 9 am until 1 pm	Joshua Hall	Joshua Hall Oct 20 @11 am- 3 pm (Monday) Oct 24 @ 9 am- 12 pm (Friday)

LOCAL RULES

Fair State Rules are available in the Fair Office or desertempirefair.com

DEFINITIONS

1. Local Divisions, except as designated otherwise, are limited to those residing between Rosamond and Pearsonville and from Trona to the Kern River Valley and Kennedy Meadows, in so far as they conform to the rules and regulations set forth in the Exhibitor Guide and State Rules.
2. Open Classes are open to exhibitors with no restriction as to residence. All classes are Open unless otherwise noted.
3. Junior Open Divisions are open to individual's preschool through 18 years of age on January 1 of the current year, not affiliated with any recognized junior organizations, and to 4-H, FFA, or Grange members for whom classes are not offered elsewhere. Independent livestock exhibitors must be at least 9 years old.
4. Unless otherwise noted, only amateurs are eligible to compete. An Amateur is defined as a person who engages in an event or activity as a pastime rather than a profession. A Professional is a person who engages in an event or activity as a livelihood rather than as a hobby.

• **EXHIBITS AND ENTRIES**

- The Fair Management reserves the right to limit entries, return entries, transfer entries, or combine divisions or classes, and / or cancel any division or class in which, in its judgment, the entries are insufficient to secure adequate competition. Any return of entries under this rule must be done generally and without discrimination.
- Exhibits in all divisions are to be brought to the Fairgrounds as listed in the Receiving - Judging -Release Schedules.
- Entry Fees are, for each entry: Adults (all), \$2.00, 5 entries in total per division allowed. (non-refundable)
- Juniors, 4-H, and Youth Organization, no entry fee.

(every child that enters the exhibits will receive a free ticket to enter the fair.)

- Refunds of overpayment of under \$6.00 will not be made. Entry fees will be forfeited on entries made and not exhibited. Management reserves the right to reject any entry that is found to be unsafe, objectionable, or requires more space than is allowed.

5. The fair grounds office will not receive any entries, you must follow the information on page 6.
Special arrangements may be considered for group entries. No late entries will be excepted.

all entry forms to be returned :

- Email: stillexhibits@desertempirefair.com
- Address: 520 S. Richmond Rd. Ridgecrest Ca 93555
- Drop off: 520 S. Richmond Ridgemon Rd. min office 11 am – 1 pm **(see page 7/8)**



JUDGING **AND** **AWARDS**

Exhibits are judged either on the American System of Judging or Danish System of Judging. American System: The judging process to rank exhibitors against one another and award 1st, 2nd, 3rd or honorable mention placing.

Danish System: The judging process to compare each exhibit on its own merit against the recognized standard and award as many 1sts, 2nds, 3rds or honorable mentions as merited.

Judge's decision is final. Judges may reserve the right to award 2nd or 3rd or no award, if, in their judgement, if the exhibit is not worthy of a higher award.

Placement of ribbons or stickers does not guarantee correct placement. Only the official placing on the judging sheet constitutes final placement.

One (1) award issued per entry, per div/class for group entries.

No awards or premium money will be given to entries that are unsigned on the entry form. All buildings will be closed while judging is in progress, unless otherwise noted in this Exhibitor.



JUDGING AND AWARDS

Awards:

Fairgoers will have a chance to vote for a **Viewers' Choice** while photos are on display, with special ribbons being awarded for favorites in each class .Voting is on Friday, Saturday, and Sunday during the fair.

Ribbons may not be awarded in all classes on each day, depending on the number of entries in a class.

DIVISION –

FAIR TIME PHOTO CONTEST CLASS

1. Animals
2. People
3. Rides and Activities

Still Exhibits and Floriculture

Fair theme

(Desert Dreams on Desert Sands)



*****See the Junior Livestock Section of this guidebook for entry form submission dates and other Junior Livestock Show & Auction information*****

RESPONSIBILITIES

The Desert Empire Fair will not be responsible for any items of entry left after the day of the release of exhibits.

IT IS VERY IMPORTANT THAT YOU HAVE YOUR CLAIM CHECKS TO PICK UP YOUR ENTRIES.

Entry items left longer than **7** days after the close of the Fair become the property of the Desert Empire Fair.

Each exhibitor will be solely responsible for any consequential or other loss, injury or damage done to or occasioned by, or arising from any animal or article exhibited by him/her and shall indemnify the Desert Empire Fair and the 53rd District Agricultural Association against all legal proceedings in regard thereto. The Desert Empire Fair will take reasonable precautions to ensure the safety of exhibits and property of every description entered for competition or display or any other purpose while anywhere on the Fairgrounds that shall be subject to the control of the Desert Empire Fair, but owners themselves must take the risk of exhibiting them. In no case will the Fair be responsible for any loss, damage, or injury of any character to any property, article, or person, while same is on the Fairgrounds or at any time or place, not be liable for or make any payment for damage, loss, or injury.

How Do I Enter the Fair?

First, look online at desertempirefair.com and go to the Exhibitor Guidebook to see what areas you want to enter.

After you have found your areas, carefully read the Rules for those areas, plus the Local Rules. State Rules are online.

Fill out an entry form.

Forms can be found at the Fair Office
520 S. Richmond Road, Ridgecrest)
or online desertempirefair.com in the Guidebook section

(see page 8 for dates and times)

Note that separate forms are needed for some
Departments,
such as Floriculture and Horticulture, Livestock, and
Special Contests. Check to make sure you have the
right
Division and Class numbers.



If you have questions or need help,
call the Fair Office at:
760-375-8000

Or
email
stillexhibits@desertempirefair.com

Or
on facebook
[desert empire fair still exhibits](https://www.facebook.com/profile.php?id=100093849871912&mibextid=LQQJ4d)
<https://www.facebook.com/profile.php?id=100093849871912&mibextid=LQQJ4d>

ENTRY FORM DEADLINE SEPTEMBER 12, 2025

Read the Liability Notice at the bottom of the entry form and sign the form.



Parents, guardians and the entrants must sign the Junior entry forms. Ages of Juniors must also be on the forms. Enclose a check for any entry fees required.

There are no fees for Junior or 4H/Youth/Scout entries. Return the completed entry form, with any required entry fees, to the office by the date listed for each area (Still Exhibits, Floriculture and Horticulture, and Livestock have different deadlines).

Forms may be mailed or brought to 520 S. Richmond Road, or Submit your forms and payment online @desertempirefair.com, for the Still Exhibits Section, click on the fair fun link and then still exhibits link. Bring in the entries on the dates listed for each department. Check carefully, for they vary!

See page 8 for drop-off / pickup details



Adult Exhibitor of the Year

To be eligible for this ribbon,
the exhibitor must enter and have judged at least five entries.
These entries must come from at least four different categories:

Baked Foods, Preserved Foods, Decorated Food Items, Quilting, Clothing & Textiles, Fine Arts, Creative Writing, Photography, Arts & Crafts, Collections, or Table Place Settings. Mini Photos and full-size photos count as one category, and entries in Special Contests are not eligible.

The winner will be determined by the accumulation of points.

Points for each Placing:

1st = 5 points, 2nd = 3 points; 3rd = 1 point.

In the case of a tie, the number of entries and the placings will determine the winner.

This years' theme is:
Desert Dreams on Desert Sands!

FAIR TIME PHOTOS
***Desert Dreams on Desert Sands**

Rules:

Photos may be taken anywhere on the Fairgrounds between October 17th – 19th, 2025
Photos may be brought to Joshua Tree Hall **Fair time entry table 12pm -3pm everyday.**

The official entry form will be included when dropping off.

Note:

The earlier the photos are brought in, the better the chances are of winning a Viewers' Choice ribbon.

There is a limit to the number of photos entered (5 per division).

Photos must be and must be printed on photo-quality paper.

Framing and matting 4" X 6" are not allowed. (see photo instructions pg.(s).34/35/53/54)

Every entry must be labeled on the back with the tag provided in the back of this section. By submitting photos,

If taking a photograph of an individual and not a "crowd," the exhibitor must get the name and phone number of POC to verify permission for the photo to be used on the website or published. Parents must give permission for children's images to be used in fair

promotions. The decisions of the judges are final.

Exhibitors may write an "About the Artist" statement. The artist's statement is optional. The 'About the artist' statement should share with the fair guests about the artist and or their accepted work(s) Requirements:

Not longer than one (1) page

All submissions must be in a Microsoft word document

Arial 12 Font must be used

If youth entry a parent or legal guardian proof your writing and make sure that no sensitive information is present. **DO NOT INCLUDE** the following information:

Students full name and phone number

Any other personal contact information.

If you choose to email the About the artist, please follow these guidelines:

Title must have: Exhibitor name, coemption, artist statement. These statements will be on site during the fair for guests to read.

The statements will be displayed in a binder located under photo display. Your statement may be edited for length or continuity. Artists' statements will be made available to the public during the exhibition and exhibitors are reminded **not to include private or confidential information in this document. Just title of submittal div / class**

Artist's Statement should be emailed to stillexhibits@desertempirefair.com Due by 09/12/2025.

The exhibitor agrees that any photograph submitted may be used by the Desert Empire Fair on web sites, in future publications, and for promotional purposes without compensation to the exhibitor.



DIVISION
Juniors/ DEVELOPMENTALLY CHALLENGED

Class 1: Ages 5-9

Class 2: Ages 10-12

Class 3: Ages 13-15

Class 4: Ages 16-18

Adults: Class

Seniors: Class



LEGO CONTEST

For ALL Ages



RULES

Entry form deadline is (see page 8) Please submit a separate entry Form for legos.
(SPONSER NEEDED)

1. The completed model will admit the contestant to the fairgrounds . Bring entries to Joshua Hall.
3. Entries may be no larger than 16' X 16' square.
If a base is needed for transportation purposes include the overall dimensions on the entry form. excessive base size may disqualify the entry.
4. Entries are to be removed immediately after judging.

The Fair will not be responsible for entries left after the awards have been presented.

Decisions of the judge will be final.

Judging will be interactive.

Each builder will be given the opportunity to explain to the judges the concept for the display and to point out any especially unique characteristics. The judges may, in turn, ask the builder about the display and the story behind the construction. Written (legible) descriptions of the entries may be submitted; oral description and questions will be allowed in addition to the written descriptions.

AWARDS: Ribbons for 1st, 2nd, and 3rd places, plus honorable Mentions, will be awarded according to the Danish System, with each entry being judged on its own merits. A "Best" overall ribbon may also be awarded.

DIVISION

Juniors/ DEVELOPMENTALLY CHALLENGED

Class 1: Ages 5-9

Class 2: Ages 10-12

Class 3: Ages 13-15

Class 4: Ages 16-18

Adults: Class

Seniors: Class

FAIR THEME: Desert Dreams on Desert Sands

Exhibitors may write an "About the Artist" statement. The artist's statement is optional. The 'About the artist' statement should share with the fair guests about the artist and or their accepted work(s) Requirements:

Not longer than one (1) page

All submissions must be in a Microsoft word document

Arial 12 Font must be used

If youth entry a parent or legal guardian proof you're writing and make sure that no sensitive information is present. DO NOT INCLUDE the following information:

Students full name and phone number or any other personal contact information.

If you choose to email the About the artist, please follow these guidelines:

Title must have: Exhibitor name, coemption, artist statement. These statements will be on site during the fair for guests to read.

The statements will be displayed in a binder located under photo display. Your statement may be edited for length or continuity. Artists' statements will be made available to the public during the exhibition and exhibitors are reminded **not to include private or confidential information in this document. Just title of submittal div / class**

- Artist's Statement should be emailed to stillexhibits@desertempirefair.com Due by 09/12/2025.

Entry Requirements

Time Limit Requirement: Entries must arrive fresh the morning of judging for consumables

Quantity Requirements:

Cakes—One whole cake, 8 - 10 inch or whole standard loaf

Cupcakes—Six cupcakes

Coffee Cakes—One whole coffee cake

Pies—One whole pie, 8 - 10 inch pan

Tarts — One Whole Tart, 8 - 10 inch

Tartlets — Three Tartlets, 3 - 5 inch

Pastries—Six pastries

Breads or Quick Breads—One whole standard loaf (no mini sizes)

Cornbread—8 or 9-inch pan

Donuts, Scones, Biscuits, Muffins, and Rolls—Six pieces

Cookies, Brownies, Bars, Hand Pies, and Confections—Six pieces, OR six individual servings, no larger than 1/2 cup each. (except KAF Cookie Derby)

Example: Brittles, barks and similar confections - six servings, no larger than 1/2 cup each

Container Requirements:

Due to limited storage space, please be considerate and do not use oversized plates, cake boards, etc. Containers become the property of the California State Fair. Disposable containers are recommended.

Perishables Requirement: For food safety reasons, all perishables must be kept under refrigeration prior to delivery. Due to high temperatures during the fair, you may wish to deliver in an insulated container such as an ice chest.

Ingredients List Requirement: On a plain white 3-inch x 5-inch card or 3-inch x 5-inch piece of paper and a complete list of all ingredients used in entry preparation. Be specific, for example, butter (unsalted or salted), oil (vegetable, canola, olive, etc.), flour (all-purpose, cake, bread), and all spices and flavorings used in the entry. Use a separate card for each entry. Any special instructions may be included on this card. Do not put your name on your ingredients list. Bring the list with you when you deliver your entry for judging. Lists are used by Judges during judging and to avoid allergens.





Ineligible Entries

Entries made with a bread machine

Entries requiring a freezer

Hot foods

Entries requiring any special preparation by fair staff or judges, such as heating, topping, or dipping.



Disqualifications

Late delivery of entry

Hair or foreign object found on the entry

Ineligible entries

Failure to follow the “Made from Scratch” rule

Title of Entry includes names of people or places (excluding produce varietal names).

Perishable entry arriving at a temperature deemed unsafe for consumption by Judges.

All entries are stored at room temperature unless staff is notified otherwise.

Entry does not meet quantity requirements

Ingredients List is missing or incomplete

Entries containing perishable ingredients

not entered in refrigerated division or classes

(i.e cream cheese, custard, etc)

ADULT BAKED FOOD

Division Descriptions

- Leavened Breads: Any type of bread using yeast or culture as the leavening agent, including sourdough breads.
- Non-Leavened Breads: Breads made without using yeast, baking soda or baking powder as a leavening agent such as tortillas, crackers, pita and flat breads.
- Plain Breads: Includes only wheat-based flour or whole grain, water and/or milk, salt, yeast and sparing use of sweetener (such as sugar or honey) or oil.
- Breads with Additions: Includes any additional elements which change the color, flavor or texture of the bread such as finishing salt, fruit, nuts, spices, herbs, cheese, flavorings, etc., as well as food colorings such as vegetable or other food dyes.
- Buns & Rolls: Includes cinnamon buns, sweet rolls, dinner rolls, steamed buns (no meat), etc. Cake-based rolls belong in the Cake Show or Confection Show.
- Quick Breads: Any bread or bread-type product made using a leavening agent other than yeast or culture, such as baking soda or baking powder.
- Whole Grain Bread: Must contain a minimum of 40% whole grain flour.
- "Any Other" Bread Show Divisions: include gluten-free and multi-grain, sprouted grain entries, non-wheat entries such as corn, or rye breads, and breads made from enriched (fat-added: butter, eggs, focaccia, buttermilk, sour cream, etc.) dough. Any Other Quick Bread: includes biscuits.

ADULT BAKED FOOD

DIVISION 100 Bread, Leavened

- Class 1 - White or Wheat - Plain
- Class 2 - Whole Grain Bread - Plain
- Class 3 - Bread with Additions
- Class 4 - Sourdough Bread - Plain
- Class 5 - Sourdough Bread with Additions
- Class 6 - Buns & Rolls
- Class 7 - Any Other Leavened Bread

DIVISION 101 Bread, Non-Leavened

- Class 1 - Non-Leavened Bread

DIVISION 102 — Cake, Non-Refrigerated

- Class 1 - Frosted Cake
- Class 2 - Unfrosted Fruit or Citrus Cake
- Class 3 - Coffee Cake
- Class 4 - Any Other Unfrosted Cake

DIVISION 103- Cake, Refrigerated

- Class 1 - Frosted Cake
- Class 2 - Cheesecake
- Class 3 - Frosted Carrot Cake
- Class 4 - Fruit or Citrus Cake
- Class 5 - Coffee Cake
- Class 6 - Any Other Refrigerated Cak

DIVISION 104 Cake, Specialty

- Class 1 – Cupcakes
- Class 2 - Any Other Specialty Cake Item

DIVISION 105 Bread, Quick Bread

- Class 1 - Nut and/or Fruit Bread
- Class 2 - Scones
- Class 3 - Muffins
- Class 4 - Any Other Quick Bread



DIVISION Descriptions

Frosted Cakes: Any cake with frosting.

Unfrosted Cakes: Any unfrosted cake (i.e., pound cakes, bundt pan cakes,

fruit cakes or any other type of cake not frosted—may include a light glaze, drizzled icing or powder sugar dusting)

Refrigerated Cakes: Any cake with a frosting or filling that requires refrigeration or other cake that requires refrigeration (i.e., Cheesecakes, creams, custards, curds, cream cheese frosting, etc.)

Coffee Cake: A sweet, leavened, bread-like cake usually flavored with nuts, fruit or spices and topped with frosting, glaze or streusel (traditionally served for breakfast or brunch)

Any Other Specialty Cake Item: i.e., donuts, whoopie pies, gluten-free. Cake Pops belong in the Decorated Show.

DIVISION 106 – Pastry

Class 1 - Refrigerated Pastry

Class 2 - Non-Refrigerated Pastry

DIVISION 107 - Pie, Refrigerated

Class 1 - Cream Pie

Class 2 - Custard Pie

Class 3 - Hand Pies (no meat)

Class 4 - Tart or Tartlets

Class 5 - Any Other Refrigerated Pie

DIVISION 108 – Pie, Non-Refrigerated

Class 1 - Apple Pie (double crust)

Class 2 - Single Crust Pie

Class 3 - Double Crust Pie (top and bottom crust)

Class 4 - Hand Pies (no meat)

Class 5 - Tart or Tartlets

Division Descriptions

Cream Pie: Pie shell and filling are prepared/cooked separately and then assembled.

Custard Pie: Both filling and crust are baked together - i.e., pumpkin pie, pecan pie, etc.

Hand Pie: A semilunar pastry with either sweet or savory filling, formed by placing a dollop of filling onto a 5–6-inch circular piece of pastry dough and then folding it over and crimping it shut. May be baked, fried, or deep-fried. No meat is allowed.

Refrigerated Pie: Any pie that requires refrigeration – i.e., creams, custards, pumpkin, pecan, meringue, etc.)

Single Crust Pie: Any non-refrigerated pie with only a bottom crust and not requiring refrigeration. Includes pies with crumb toppings.

Double Crust Pie: Any non-refrigerated pie with a top and bottom crust and not requiring refrigeration.

Pastries: Types of pastry—Short crust, Suet, Choux, Puff, Danish, and Filo. Made by exhibitor. (No bread dough or sweet rolls).

Tart: A shallow, baked short crust pastry or crumb crust with a filling and no top crust. Usually baked in a scallop-edged pan with removable sides. Must be removed from the pan. Tartlets are baked in 3 to 5-inch mini tart pans.

Any Other Refrigerated Pie: Any refrigerated pie that does not fit into any other class, including meringue pies and pies with specialty crusts (i.e., crusts made from coconuts, nuts, meringue, etc.)



DIVISION 109 - Confections, Chocolate

Class 1 - Truffles (Ganache only)

Class 2 - Filled Chocolates

Class 3 - Chocolate Fudge

Class 4 - Any Other Chocolate Confection

DIVISION 110 - Confections, Bakers (No Cake Pops)

Class 1 - Cake Confections

Class 2 - French Macarons

Division 111 - Confections, Sugar

Class 1 - Caramels

Class 2 - Brittle

Class 3 - Fudge (Non-Chocolate)

Class 4 - Any Other Sugar Confection

Division Descriptions

Confections: Any type of candy
Filled Chocolates: Any chocolate confection with a filled center (other than ganache) including creams, caramel nougat, marshmallows, coconut, fruit, and cordials.

French Macarons: French-style merengue and creme sandwich. Does not include desiccated coconut macaroons.

Truffles: Smooth, creamy chocolate ganache fillings, sometimes flavored, covered with chocolate or coated in cocoa powder or confectioner's sugar. May contain nuts.



Division 112 – Cookies

Class 1 - Drop Cookies - Chocolate Chip, Traditional (no nuts)

Class 2 - Drop Cookies - Chocolate Chip, Other

Class 3 - Drop Cookies - Fruit and/or Nut

Class 4 - Drop Cookies - Other (oatmeal, chocolate, spice, etc.)

Class 5 - Shaped Cookies (pressed, cut, rolled or molded)

Class 6 - Bar Cookies

Class 7 - Any Other Cookies (filled, sandwich, cups, laceys, etc.)

Division 113 – Brownies

Class 1 - Pure Chocolate Brownies

Class 2 - Chocolate Brownies with Additions



Division Descriptions:

Drop Cookies: Any cookie that is formed by dropping dough from a spoon or cookie scoop onto the cookie sheet.

Bar Cookies: Any cookie, including blondies, that is cut into “bars” on the cookie sheet, except brownies.

Chocolate Chip Cookies, Traditional: Contains chocolate chips or chunks (no white chocolate) without nuts. **Chocolate Chip Cookies, Other:** Contains nuts, finishing salt, white chocolate, flavored chocolate chips, flavors, molasses, whole wheat flour, almond flour or other additional ingredients.

Shaped Cookies: Any other type of cookie including pressed, cut, rolled or molded cookies, such as biscotti, snickerdoodles, Mexican Wedding, etc.

Any Other Cookie: Any cookie which cannot be categorized into any existing class, such as filled, sandwich or cup cookies, laceys, gluten-free, etc.

Pure Chocolate Brownie: A small square of rich chocolate cake without any additional flavors, toppings, or additions (No nuts, toppings, vanilla, etc)

Chocolate Brownies with Additions: Chocolate brownies containing added ingredients (i.e. espresso, powder, malted milk, nut toppings, finishing salt, caramel, malted milk powder, etc). Includes layered and swirled brownies.

Division 114 - Decorated Cake

Class 1 - Single Layer Cake

Class 2 - Tiered Cake (max. 24" tall)

Division 115 - Decorated Cupcakes

Class 1 - Uniform Cupcakes

Class 2 - Themed Cupcake Set

Division 116 - Decorated Cookies

Class 1 - Uniform Cookies

Class 2 - Themed Cookie Set



Division 117 - Decorated Edible Sculpture

Class 1 - Edible Sculpture

Class 2 - Cake Pops (all)

Division Descriptions

Edible Sculpture: A themed sculpture constructed on a single sturdy base. Entries may include gingerbread houses, scenes from movies/books, cake sculpture, etc.

Themed Sets: Each cookie/cupcake is unique but together follow a central theme.

Uniform Sets: Each cookie/cupcake is identical in size and decoration.



Dried Food Goods

- **Division 118 - Dried Meat**

- **Class 1** - Beef Jerky
- **Class 2** - Any Other Dried Meat

- **Division 119 - Dried Produce**

- **Class 1** - Fruit & Tomatoes
- **Class 2** – Herbs
- **Class 3** – Mixed Fruit Class 4 – Fruit Leather

Division Descriptions

Any Other Dried Meat: includes game (must be frozen or heat-treated before drying to destroy any parasites), poultry, pork, and seafood.

Mixed Fruit: Two or more fruits with pieces of uniform or complimentary size

Fruit Leather: A thin dried sheet of pureed fruit.



PRESERVED FOODS

All entries must have been home canned or prepared by the exhibitor. Canning or preparation must have taken place after the close of last year's fair.
(10/23/2024)

Quantity Requirements: Entries must consist of two (2) identical jars of identical product from the same batch. One for display and one for judging. The Judge will choose which jar to open. Jars and lids must be identical in all regards. Seals and bands must be made by the same manufacturer (Ball & Kerr are interchangeable).

Jar Requirements: A new, sterilized, clear (non-colored), regular or widemouthed, Mason-type (Ball, Kerr, etc.), threaded, home canning jar, sealed with a metal lid and ring band. Vinegar entries must be in a new sterilized glass container that is clear (non-colored). No decorations are allowed on jars (not including those from the manufacturer).

Jar Sizes: For Fruits, Tomatoes, and Pickles: From 16 ounces (1 Pint) to 32 ounces (1 Quart). For Jelly, Jam, and Soft Spreads: From 4 to 16 ounces. For Sauce, Chutney, Salsa, Vinegar and Relish: From 8 to 16 ounces.

Head Space: The following headspace must be utilized for each product: 1/4-inch headspace: Jams, jellies, preserves, conserves, butter, marmalades, and curds 1/2-inch headspace: Fruits, tomatoes, sauerkraut, pickles, relishes, chutneys, sauces, and salsas

Jar Seal Requirements:

Jars must be sealed with new, two-piece, vacuum seals, specifically made for canning jars.

Seals must consist of metal screw ring band and metal lid.

Ring band must unscrew easily.

Vinegar entries must be sealed with new sterilized corks, screw-band caps, plastic storage screw caps, wire swing-top lids, or 2-piece canning lids.

Label Requirements:

Both jars must be labeled on their lids only.

Use plain white labels without any decoration or embellishments.

Labels must not overlap onto the screw ring band of the jars (This includes any tape used to attach the label).

Vinegar entry labels may be placed on side of bottle if a canning jar is not used.

Labels must contain the following information:

(found on entry receipt)

Canning Method used*/Processing Time**


EXAMPLE

Title of Entry

Division/Class **Strawberry 260/1**

Date of Preservation (Month/Day/Year)

Elevation***



- **No additional labeling is permitted.**

All Home Canning entries (including jam and jelly) must meet proper acid levels and be processed according to USDA standards using only one of the three following canning methods listed below:

Method A. Water Bath Method: Acid foods (example: most fruits, excluding figs). Tomatoes, figs and some fruits are considered borderline low-acid foods. These foods should be made more acid by adding lemon juice, citric acid or vinegar as appropriate for the type of food.

Method B. Pressure Canner Method: Usually used for low acid foods but can also be used to process acid foods. Low acid foods processed using the pressure canner method are not eligible for competition at the California State Fair.

Method C. Steam Canner Method: Processing times are the same for both water bath and steam canning. Products requiring a water bath processing time longer than 45 minutes cannot be safely processed in a steam canner. This restriction only applies to a few products, primarily whole or halved tomatoes packed without added liquid, or liquid-packed tomatoes processed at elevations above 1000 feet.

Ingredients List Requirement: On a plain

white 3-inch x 5-inch card or

3-inch x 5-inch piece of paper and a complete list of all ingredients used in entry preparation.

Be specific, for example, pectin (powdered, liquid, low sugar), vinegar (white, wine, cider), and all herbs, spices, and flavorings used in the entry. Use a separate card for each entry.

Any special instructions (ie “shake contents before serving”) may be included on this card.

Do not put your name on your ingredients list. Bring the list with you when you deliver your entry for judging. Lists are used by Judges during judging and to avoid allergens.

following items are not eligible:

Non-pickled vegetables

Pesto

Mustards

Any oil-packed product

Any pumpkin product (i.e., pumpkin butter, jam, etc.)

Any entry containing meat or other protein foods such as eggs
(exception: curds)

Chocolate or Chocolate sauces

Freezer jams (No freezer available)

Any Flavored Vinegar using homemade vinegar as the base

Ineligible Entries

Due to food safety concerns, th





- Disqualifications
- The following are examples of disqualifications:
- Entry is “Commercially Canned”
- Incorrect jar (such as mayonnaise jar)
- Jar not sealed with two-piece vacuum seal with lid and matching metal/screw ring
- Jar unable to be opened
- Label does not include required information
- Label incorrectly placed or additional label on the jar
- Title of entry includes names of people or places (excluding produce / varietal names)
- Decorations on jar (not including those from the manufacturer)
- Dirty jar or rust on lid or metal screw ring.
- Late delivery of entry
- Ineligible ingredients included in the entry
- Method of processing other than by water bath, steam or pressure
- Inadequate processing time
- Ingredients list is missing, incomplete or includes name of exhibitor

Division Descriptions Jelly and Jam



- **Division Descriptions Jelly:**

- A semi-solid mixture of fruit juice and sugar that is clear and firm enough to hold its shape when cut, yet it is soft enough to spread easily. Jelly should not contain pieces of product or pulp. (Exception: pepper jelly may have pieces of pepper suspended in it.) May include a small amount of citrus juice
- **Peppered Jelly:** All jelly made from or containing any sweet or hot peppers such as bell pepper, jalapeno, cayenne powder, etc.
- **Spiced Jelly:** Any jelly containing sweet, fragrant or hot spices including cinnamon, ginger, black pepper, etc.
- **Specialty Jelly, Any Other Jelly:** Does not fit into any other jelly class, including low-sugar jellies, jellies with herbs, extracts and flavorings such as black pepper, vanilla extract, vanilla beans, almond extract, etc. Jellies with citrus zest are "marmalades."

- **Division Descriptions Jam:**

- **Jams** are made by cooking crushed or finely chopped fruits with sugar until the mixture will round up in a spoon. There should be no separation of fruit and juice, and no large pieces of fruit. Jams may be made with or without pectin and/or citrus juice.
- **Pure Jam:** Jam made using a single (one) variety of fruit or berry Low Sugar Jam: Jam made using reduced-sugar pectin or no pectin and containing no more than 40% sugar. Honey or artificial sweeteners may be used in place of all or part of the sugar.
- **Blackberry Jam:** Includes hybrids such as Boysenberry, Loganberry, Marionberry, Olallieberry, etc. No spices, herbs, peppers or flavorings. Single Berry Jam: Contains any one berry. Includes raspberry, blueberry, cranberry, lingonberry, gooseberry, etc. No spices, herbs, peppers or peppers or flavorings.
- **Mixed Berry Jam:** Two or more different berries. Stone Fruit: (Div 235 Class 2) Any drupe fruit including apricot, plum, cherry, mango, etc. No spices, herbs, peppers or flavorings. Excluding Peach and Nectarine, which have their own class (Class 1).
- **Single Fruit Jam** - Any Other Fruit: Contains any one fruit, including apple, pear, fig, grape, citrus, mango, cantaloupe, kiwi fruit, pineapple, rhubarb, tomato, etc. Mixed Fruit Jam: Two or more different fruits.
- **Spiced Jam:** Any jam containing sweet, fragrant or hot spices including cinnamon, ginger, black pepper, etc. Peppered Jam: All jam made from or containing any sweet or hot peppers such as bell pepper, jalapeno, cayenne powder, etc.
- **Specialty Jam, Any Other Jam:** Does not fit into any other jam class, including jams with herbs, extracts and flavorings such as vanilla extract, vanilla beans, almond extract, citrus zest, teas, vinegar, etc.



Jam

Division 120: Jam, Berry

Class 1 – Pure Strawberry Jam (plain strawberry only)

Class 2 – Pure Blackberry Jam (any variety or hybrid)

Class 3 – Single Berry Jam

Class 4 – Mixed Berry Jam

Class 5 – Berry Jam with Wine, Spirits or Beer

Division 121: Jam, Fruit

Class 1 – Single Fruit Jam - Pure Peach or Nectarine

Class 2 – Single Fruit Jam - Stone Fruit

Class 3 – Single Fruit Jam - Any Other Fruit

Class 4 – Mixed Fruit Jam Class 5 – Fruit Jam with Wine, Spirits or



Beer

Division 122: Jam, Fruit & Berry

Class 1 – Mixed Fruit & Berry Jam

Class 2 – Mixed Fruit & Berry Jam with

Wine, Spirits or Beer

Division 123: Jam, Specialty

Class 1 – Low Sugar Jam

Class 2 – Spiced Jam

Class 3 – Peppered Jam

Class 4 – Any Other Jam

Jelly

Division 124: Jelly, Fruit & Berry

Class 1 – Pure Pomegranate Jelly

Class 2 – Fruit Jelly

Class 3 – Berry Jelly Class

Class 4 – Mixed Fruit & Berry Jelly


Division 125: Jelly, Specialty

Class 1 – Peppered Jelly

Class 2 – Jelly with Wine, Spirits or Beer

Class 3 – Spiced Jelly

Class 4 - Any Other Jelly (does not fit in another class)



Division 126- Soft Spread



Class 1 - Pure Orange Marmalade

Class 2 - Citrus Marmalade

Class 3 - Any other Marmalade

Class 4 - Preserves

Class 5 - Conserves

Class 6 - Curd

Class 7 - Butter (Non-Dairy)

Division Descriptions

Marmalades: A fruit jelly is containing small strips or pieces of citrus peel evenly suspended in translucent jelly. Marmalades may contain small pieces of fruit.

Orange Marmalade: May contain only one single variety of orange
Citrus Marmalade: Citrus-only marmalade of any single variety (excluding orange) or blend of citrus fruits (including orange). All single variety orange must be entered into the Orange Marmalade Division.

Any Other Marmalade: Includes Fruit with citrus, orange-citrus blends, spices, herbs, ginger, black pepper, etc.

Preserves: Preserves are small fruits (or uniform pieces of fruit) preserved with sugar so that the fruit retains its shape, is clear and shiny, tender and plump. Fruit

should be suspended in a clear syrup that varies from the thickness of honey to that of soft jelly.

Conserves: Conserves are jam-like products made by cooking two or more fresh or dried fruits plus nuts with sugar until the mixture either round up in a spoon, like jam, or flakes from it like jelly. A true conserve contains nuts and often dried fruit. Recipes vary.

Curds: An “acid” smooth consistency condiment/sauce type product (usually lemon).

Butters: Butters are made by cooking a fine-textured fruit pulp and sugar to a thick, smooth consistency that will spread easily. Spices may be added; the amount and variety depend upon personal taste.

Display of Accepted Entries

1. Entries requiring hanging must be equipped for hanging. 2. Three-dimensional entries not intended to be hung are to be on a base when necessary for structural support and proper presentation. The State Fair may, at its discretion, choose not to use the base provided by the exhibitor.
3. The manner of display and placement of entries is entirely at the discretion of the Desert empire Fair. Care will be taken to assure the proper and appropriate display of all entries. 4. The Desert Empire Fair cannot guarantee that all preferred display requirements of an entry can be provided (i.e., electricity, showcase, pedestal, special lighting, special location, water source, computer service, or any other special requirement).
5. Entries placing 1st, 2nd, 3rd will be displayed. Honorable Mention entries will be displayed as space allows.

Disclaimers

1. Although great care will be exercised while receiving, handling, and displaying entries, the Fair is not responsible for any technical malfunctions, failures, omission, interruption, or defect of any entries, nor are we responsible for entries that are not received in accordance with rules due to a computer or electronic malfunction, or other reason.
2. The Fair is not responsible for any display props left with the work. The submission of display props is neither encouraged or required, and they are left at the risk of not being returned to the exhibitor.
3. Insurance is the responsibility of the exhibitor. The Fair does not ensure exhibits and is not responsible for any loss, damage, or theft of entries.
4. Photographs are taken throughout the fair Expo during the Fair and are used for publicity purposes and archives. By submitting your entry, exhibitors are giving the Fair permission to use photographs without compensation to, or prior approval from the exhibitor

Division 127 - Pickled Cucumbers

Class 1 – Dill (not spicy)

Class 2 – Sweet (includes bread & butter)

Class 3 – Other (spicy, mixed flavors, etc.)

Class 4 – Relish

Division 128 - Pickled Fruits and Vegetables

Class 1 – Dill (not spicy)

Class 2 – Sweet (includes bread & butter)

Class 3 – Other (spicy, mixed flavors, etc.)

Class 4 – Relish

Division 273 - Vinegar, Flavored

Class 1 - Flavored Vinegar



Division Descriptions

Pickled: Fermented in a brine or preserved in vinegar

Relish: Fruits and/or vegetables which are chopped and cooked to desired consistency in a spiced vinegar solution. Sugar is added if a sweet relish is desired. Hot peppers or other spices are added for a hot relish.

Flavored Vinegar: A commercially-available vinegar such as apple cider vinegar or distilled vinegar (acidity level of 5% minimum) to which herbs, fruits, infusions or other flavoring are added in the home kitchen. Flavored vinegars using homemade vinegar are disqualified.



Division 129 - Sauce

Class 1 - Chutney

Class 2 - Condiment Sauce (Catchup, Chili Sauce, Dessert Sauce, etc –

No Mustards or Chocolate)

Class 3 - BBQ Sauce

Class 4 - Tomato Sauce

Division 280 - Salsa

Class 1 - Tomato Salsa - Chunky

Class 2 - Tomato Salsa – Smooth

Class 3 – Non-Tomato Salsa (includes Tomatillo)



shutterstock.com • 2515857227

Division Descriptions

Chutney: Sweet or savory fruit condiments made with vinegar, spices and sugar. May also contain herbs or vegetables such as onions or peppers.

Texture is like a conserve. No yogurt chutneys.

Salsa: Salsa can be any type of salsa that is processed. No fresh salsa.

Non-Tomato Salsa: Includes tomatillo salsa.



DIVISION 130 – APPLIQUE & PATCHWORK

All pictures & wall hangings must be wired for hanging on pegboard.

Class 1 - Clothing, Any Item; Specify

Class 2 - Picture of Wall Hanging, Specify
Pillow

Class 3 - Any Other, Specify

DIVISION 131 – CROCHETED

Class 1 - Crocheted Afghans

Class 2 - Crocheted Wearing Apparel

Class 3 - Crocheted Doilies

Class 4 - Any other Crocheted Item

Special Notes

Class 1: Afghans may be any size.

Class 2 - Wearing Apparel may be of any size.

- Crocheted Doilies

Class 4: Includes, but is not limited to bed coverings, table coverings, window coverings, tea cozies, pillows, pillowcases, etc.

***Division** does not include toys. Enter toys into the Dolls and Toys Division 106 in the Handcrafts Competition.

DIVISION 132 – AFGHANS

Class 1 Granny Square

Class 1 Ripple

Class 1 Other Square

Class 1 Strips or Mile-a-Minute

Class 1 Shell

Class 1 Stripes

Class 1 Baby

Class 1 Any Other, Specify



DIVISION 131 – Embroidery (Counted Techniques)

Class 1 - Traditional Cross Stitch

Class 2 - Sampler

Class 3 - Non-Framed

Class 4 – Other

Special Notes

Class 1: Work must be framed.

Class 2: Samplers must be framed. Samplers must include two or more counted techniques in the entry.

Class 3: Includes, but is not limited to pillows, bell pulls, etuis, etc.

Class 4: Includes, but is not limited to blackwork, hardanger, cutwork, pull work, silk/metal, etc.

Division 134 - Rugs

Class 1 - Traditional/Fine Hooked Rugs

Class 2 - Primitive Hooked Rugs

Class 3 - Braided Rugs

Class 4 - Art/Decorative Rugs

Class 5 - Wall Hanging/Other Hooked Items

Division 135 - Embroidery (Non-Counted)

Class 1 - Surface Techniques: Framed

Class 2 - Surface Techniques: Non-Framed

Special Notes

a. Class 1 & 2: All embroidery must be completed by hand. Includes, but is not limited to crewel, whitework, shadow work, silk, ribbon, stump work, Brazilian, needle lace, beading, etc.

b. Entries will be judged on embroidery styles and elements only. Example: A garment or quilt submitted to this Division will be judged on embroidery alone. To be judged as a whole, quilts should be entered in a quilting Division and garments into Wearable Art or another garment construction Class (Division 170).

c. All entries should represent finished items, not samples.

Division 136 - Other Fiber Art

Class 1 - Lace/Tatting

Class 2 - Felting

Class 3 - Weaving

Class 4 - Any Other Fiber Art

Special Notes

Class 4: includes, but is not limited to soft sculpture, pillows, wall hangings, etc.





DIVISION 137 – HAND KNITTING

Class 1 - Sweaters & Skirts

Class 2 - Shawls & Scarves

Class 3 - Wearable Accessories

Class 4 - Other Knitted items

Special Notes

Machine knitted items are not eligible for entry

Class 1, 2, & 3: Wearable items may be for youth, adults, or pets

. Class 3: Includes, but is not limited to socks, gloves, mittens, and hats.

Class 4: Includes, but is not limited to Afghans (may be any size), tablecloths, bags, wall hangings, bed coverings, art pieces, etc.

Division 138 - Needlepoint

- **Class 1** - Framed

- **Class 2** - Non-Framed

Special Note

- **A.** Entries should be worked on needlepoint canvas. Works on plastic canvas are not eligible for entry.
- **B. Class 2:** Includes, but is not limited to pillows, Christmas stockings, holiday ornaments, decorations, bell pulls, 3-D forms, or sculptural forms, etc.

Division 139 - Quilts Class

Class 01 Any other - Specify in description

Special Note

Quilts, Blankets, Throws A quilt of any size or technique (pieced, applique, fused, etc.) that can be used as a blanket or bed cover



DIVISION 140 – CLOTHING (SEWN)

Class 1 Baby's Christening Outfit

Class 1 Baby Item, Any Other; Specify

Class 1 Children's Blouse or Shirt

Class 1 Children's Dress

Class 1 Children's Pants or Shorts

Class 1 Children's Outfit – 2 or more pieces

Class 1 Children's Item, Any Other; Specify

Class 1 Adult Blouse or Shirt

Class 1 Adult Dress

Class 1 Adult Pants or Shorts

Class 1 Adult Outfit – 2 or more pieces

Class 1 Adult Item, Any Other; Specify

Class 1 Any Costume

Class 1 Any Accessories



WHAT YOU NEED TO KNOW

All cross stitch, wall hangings, or pictures must be wired for hanging with pegboard hooks. No alligator clips, saw tooth hangers, or tabletop frames are allowed.

Please identify finished or 'top' side of knitted or crocheted work with a small safety pin on the front side of the entry. Exhibits must be adequately and correctly cleaned, pressed, and blocked if necessary.

Indicate on the entry form if the entry is from a stamped pattern or illustration.

Judging will be based on: Workmanship, Suitability of Article to Purpose; Beauty and Originality of Design, and Harmony of Color, Finish and Materials.

Original designs will outscore copies, published patterns, or tracings in "Originality" aspect of judging.

Any item weighing more than 50 pounds should be noted on the entry form, as well as sizes for very large entries (canoes, desks, chuck wagons, etc.).

Please note any special display needs —electricity, locked case, etc.

Entrant may supply own case if desired.

Please note on entry form is exhibit was made from a kit.

Exhibitors may write an "About the Artist" statement. The artist's statement is optional. The 'About the artist' statement should share with the fair guests about the artist and or their accepted work(s) Requirements:

Not longer than one (1) page

All submissions must be in a Microsoft word document

Arial 12 Font must be used

If youth entry a parent or legal guardian proof you're writing and make sure that no sensitive information is present. DO NOT INCLUDE the following information:

Students full name and phone number

If you choose to email the About the artist, please follow these guidelines:

Title must have: Exhibitor name, coemption, artist statement.

These statements will be on site during the fair for guests to read.

The statements will be displayed in a binder located under photo display. Your statement may be edited for length or continuity. Artists' statements will be made available to the public during the exhibition and exhibitors are reminded **not to include private or confidential information in this document. Just title of submittal div / class**

- Artist's Statement should be emailed to stillexhibits@desertempirefair.com Due by 09/12/2025.

AMATEUR:

Engaging in an activity for pleasure or personal enjoyment, rather than for professional gain or as a job

ADVANCED AMATEUR :

a level of expertise or skill that is more than basic but still below professional.

PROFESHIONAL

Someone who has specialized knowledge, skills, and experience, typically gained through education and training, and who engages in a specific occupation or activity for a livelihood or to provide services

DIVISION 141 – AMATEUR ART

Class 001 - Acrylic - Portrait
Class 002 - Acrylic - People
Class 003 - Acrylic - Scenic
Class 004 - Acrylic – Still Life
Class 005 - Acrylic – Animal
Class 006 - Acrylic – Seascape
Class 007 - Acrylic – Any Other; Specify
Class 008 - Oil - Portrait
Class 009 - Oil - People
Class 010 - Oil - Scenic
Class 011 - Oil – Still Life
Class 012 - Oil - Animal
Class 013 - Oil - Seascape
Class 014 - Oil – Any Other; Specify
Class 015 - Watercolor - Portrait
Class 016 - Watercolor - People
Class 017 - Watercolor - Scenic
Class 018 - Watercolor – Still Life
Class 019 - Watercolor - Animal
Class 020 - Watercolor - Seascape
Class 021 - Watercolor – Any Other; Specify
Class 022 - Mixed Media
Class 023 - Pastel, Color Crayon
Class 024 - Collage
Class 025 - Pencil
Class 026 - Computer Generated Art
Class 027 - Pen and Ink
Class 028 - Charcoal
Class 029 - Any Other; Specify

Amateur:

Engaging in an activity for pleasure or personal enjoyment, rather than for professional gain or as a job

DIVISION 142 - ADVANCED AMATEUR

Class 001 - Acrylic - Portrait
Class 002 - Acrylic - People
Class 003 - Acrylic - Scenic
Class 004 - Acrylic – Still Life
Class 005 - Acrylic – Animal
Class 006 - Acrylic – Seascape
Class 007 - Acrylic – Any Other; Specify
Class 008 - Oil - Portrait
Class 009 - Oil - People
Class 010 - Oil - Scenic
Class 011 - Oil – Still Life
Class 012 - Oil - Animal
Class 013 - Oil - Seascape
Class 014 - Oil – Any Other; Specify
Class 015 - Watercolor - Portrait
Class 016 - Watercolor - People
Class 017 - Watercolor - Scenic
Class 018 - Watercolor – Still Life
Class 019 - Watercolor - Animal
Class 020 - Watercolor - Seascape
Class 021 - Watercolor – Any Other; Specify
Class 022 - Mixed Media
Class 023 - Pastel, Color Crayon
Class 024 - Collage
Class 025 - Pencil
Class 026 - Computer Generated Art
Class 027 - Pen and Ink
Class 028 - Charcoal
Class 029 - Any Other; Specify

ADVANCED AMATEUR :

a level of expertise or skill that is more than basic but still below professional.

DIVISION 143 – PROFESHIONAL ART

Class 001 - Acrylic - Portrait
Class 002 - Acrylic - People
Class 003 - Acrylic - Scenic
Class 004 - Acrylic – Still Life
Class 005 - Acrylic – Animal
Class 006 - Acrylic – Seascape
Class 007 - Acrylic – Any Other; Specify
Class 008 - Oil - Portrait
Class 009 - Oil - People
Class 010 - Oil - Scenic
Class 011 - Oil – Still Life
Class 012 - Oil - Animal
Class 013 - Oil - Seascape
Class 014 - Oil – Any Other; Specify
Class 015 - Watercolor - Portrait
Class 016 - Watercolor - People
Class 017 - Watercolor - Scenic
Class 018 - Watercolor – Still Life
Class 019 - Watercolor - Animal
Class 020 - Watercolor - Seascape
Class 021 - Watercolor – Any Other; Specify
Class 022 - Mixed Media
Class 023 - Pastel, Color Crayon
Class 024 - Collage
Class 025 - Pencil
Class 026 - Computer Generated Art
Class 027 - Pen and Ink
Class 028 - Charcoal
Class 029 - Any Other; Specify

PROFESHIONAL

Someone who has specialized knowledge, skills, and experience, typically gained through education and training, and who engages in a specific occupation or activity for a livelihood or to provide services

DIVISION 144 – Amateur SCULPTURE & CARVING

Class 001 Clay
Class 002 Metal
Class 003 Wood
Class 004 Bas-Relief
Class 005 Any Other; Specify

DIVISION 145 – ADVANCED AMATEUR SCULPTURE & CARVING

Class 001 Clay
Class 002 Metal
Class 003 Wood
Class 004 Bas-Relief
Class 005 Any Other; Specify



DIVISION 146 –PROFESHIONAL SCULPTURE & CARVING

Class 001 Clay
Class 002 Metal
Class 003 Wood
Class 004 Bas-Relief
Class 005 Any Other; Specify

DIVISION 147 – AMATEUR CERAMICS (Kiln Fired) CERAMICS (Kiln Fired)

Class 001 - Hand-built Ceramics
Class 002 - Wheel-thrown Ceramics
Class 003 - Any Other Ceramic Item

DIVISION 148– ADVANCED AMATEUR (Kiln Fired)

Class 001 - Hand-built Ceramics
Class 002 - Wheel-thrown Ceramics
Class 003 - Any Other Ceramic Item

DIVISION 149– PROFESHIONAL (Kiln Fired)

Class 001 - Hand-built Ceramics



Class 002 - Wheel-thrown Ceramics
Class 003 - Any Other Ceramic Item

DIVISION 150– AMATEUR POTTERY AND CLAY

Class 001 - Hand-built Ceramics
Class 002 - Wheel-thrown Ceramics
Class 003 - Any Other Ceramic Item



DIVISION 151– ADVANCED AMATEUR POTTERY AND CLAY

Class 001 - Hand-built Ceramics
Class 002 - Wheel-thrown Ceramics
Class 003 - Any Other Ceramic Item

DIVISION 152– PROFESHIONAL POTTERY AND CLAY

Class 001 - Hand-built Ceramics
Class 002 - Wheel-thrown Ceramics
Class 003 - Any Other Ceramic Item

DIVISION 153 – AMATEUR DOLLS & Toys

Class 001 - Amigurumi
Class 002 - Handmade Dolls
Class 003 - Other Dolls
Class 0044 - Handmade Toys

DIVISION 154 –ADVANCED AMATEUR DOLLS & Toys

Class 001 - Amigurumi
Class 002 - Handmade Dolls
Class 003 - Other Dolls
Class 0044 - Handmade Toys



DIVISION 155 – PROFESHIONAL DOLLS & Toys

Class 001 - Amigurumi
Class 002 - Handmade Dolls
Class 003 - Other Dolls
Class 0044 - Handmade Toys

ADULT DIVISION 156 – CREATIVE WRITING

Class 001- Poetry
Class 002 - Short Fiction – 2500word limit
Class 003 - Short Non-Fiction – 2500 work limit
Class - Other; Specify



Amateur:

Engaging in an activity for pleasure or personal enjoyment, rather than for professional gain or as a job

ADVANCED AMATEUR :

a level of expertise or skill that is more than basic but still below professional.

PROFESHIONAL

Someone who has specialized knowledge, skills, and experience, typically gained through education and training, and who engages in a specific occupation or activity for a livelihood or to provide services

Special Rules:

Class 1: Includes only knitted or crochet dolls or toys; if a pattern or kit is used, state the name of the pattern and or designer in the entry description.

Class 2: All mediums including porcelain, up-cycled mixed media pieces, art dolls, cloth dolls, etc., but dolls and stuffed animals must be 100% made by the competitor except for props and accessories, but these should not be more than 5% of the entry. Kits and patterns are not allowed in this Class.

Class 3: Includes reproduction and kit dolls; if a kit or pattern is used, the entry description must state the name of the original designer/artist and/or the name of the kit.

Class 4: Excludes dolls



DIVISION 157 – WEARABLE ART

Class 001 - Painting on Fabric - Clothing

Class 002 - Painting on Fabric – Non-Clothing Item

Class 003 - Beaded Clothing

Class 004 - Ribbon Art - Clothing

Class 005 - Ribbon Art – Non-Clothing Item

Class 006 - Mixed Techniques; Specify

Class 007 - Any Other; Specify



DIVISION 158– STAINED GLASS CLASS

Class 001 - Blown Glass

Class 002 - Stained Glass

Class 003 - Fused Glass

Class 004 - Any other Glass

DIVISION 159 – Jewelry & Bead Art

Class 001 - Fine Jewelry

Class 002 - Jewelry - Strung Beads

Class 003 - Jewelry - Wrapped Beads

Class 004 - Bead Weaving

Class 005 - Any other Bead Art

*If a kit or pattern is used, the entry description must state the name of the original designer/artist and/or the name of the kit in the description field.



DIVISION 160 – YESTERDAY’S TRASH

Danish Judging.

Each entry must contain at least 80% recycled materials. Include a written explanation of what the materials were and how they are being used in a new way (ex. A teapot is now a flower vase, metal coat hangers have been woven into a chain mail, old paper is now classy stationary).

Class 001 - Any Item; Specify



Class 001 - Stamping
Class 002 - Carving
Class 003 - Other Leathercraft
Special rules:
Class 001: Exclusive use of stamping tools, no use of swivel knives
Class 002: Complete from initial swivel knife cuts, through the carving process and decorative cuts
Class 003: Includes, but is not limited to, multiple techniques, molding, stitching, assembling etc but does not include garments. May include footwear

DIVISION 162 –
TOLE AND DECORATIVE
PAINTING

Class 001 - Decorative Painting on Metal

Class 002 - Decorative Painting on Wood

Class 003 - One-Stroke Painting

Class 004 - Mixed Media

Class 005 - Any Other; Specify

DIVISION 163 – PAPER Craft

Class 001 - Greeting Cards
Class 002 - Scrapbook Pages
Class 003 - Other Paper Arts & Crafts
Class 004 - Origami

Special Rules

Class 001 - Greeting Card entries must be signed on the back and signature must be covered by a post it note or other removable tape.

Class 002 - Scrapbook entries must be 1 page only; pages must be signed on the back and signature must be covered by a post-it note or other removable tape; do not furnish frames. Excludes digital scrapbooks

Class 003 - Includes, but is not limited to: quilling, paper Mache, collage, paper making, etc. Excludes digital scrapbooks.

Class 004 - Origami entries must specify the number of paper(s), if there are cuts, or if glue or other adhesives were used. If not an original design by entrant, entry

description must credit original
designer

DIVISION 164– DIGITAL SCRAPBOOKING

Class 001 - Kids
Class 002 - Weddings
Class 003 - Sports / Hobbies
Class 003 - Travel / Vacation
Class 004- Animals
Class 005 - Recipe
Class 005 - Use of Fair Theme
Desert Dreams on Desert Sands!

DIVISION 165 - Woodworking

Class 001 - Wood Turning
Class 002 - Woodworking
Class 003 - Toys, Puzzles, & other
 Wood Projects

Special Rule

Maximum size is 60" x 48" x 24."

DIVISION 166– MISCELLANEOUS CRAFTS

Class 001 - Plaster craft
Class 002 - Dough Art
Class 003 - Decorated Eggs
Class 004 - Etched Glass
Class 005 - Metal Working
Class 006 - Miniatures
Class 007 - Decorated Gourd
Class 008 - Scarecrow by an Individual
Class 009 - Scarecrow by a Group
Class 010 - Diamond Art
Class 011 - Straw Art – Marquetry/Free Standing Works/Wall Hanging Works
Class 012 - Any Other; Specify



DIVISION 167 – TABLE SETTINGS

Each entrant will be given a 28” wide area of a banquet table (1/3 of the table) for a single place setting.

A menu card must be included, and all settings, utensils, and glassware necessary for the menu must be used.

Overall nutritional value of the menu will be $\frac{1}{4}$ of the judging score.

A theme-oriented centerpiece, NO fresh flowers – must be included.

Class 001 - Military theme

Class 002 – Any other



DIVISION 168 – CANDLES

Handmade/ Decorated Purchased Candle / Any Other; Specify

Class 001 – Scented

Class 002 - Any other



DEVELOPMENTALLY CHALLENGED

Division 200

Danish Judging / Non-Competitive

DIVISION 201 –

CRAFTS CLASS

Class 001 Any Craft Item; Specify by class and above division

DIVISION 202 – COLLECTIONS

Class 001 Any other

Special notes

Collections must be accompanied by a “About the Artist” Statement.

giving a brief history of why and when the collection was started,

why the theme of the collection is important to the collector

About the Artist statement:

Exhibitors may write an “About the Artist” statement. The artist’s statement is optional. The ‘About the artist’ statement should share with the fair guests about the artist and or their accepted work(s) Requirements:

Not longer than one (1) page

All submissions must be in a Microsoft word document

Arial 12 Font must be used

If youth entry a parent or legal guardian proof you're writing and make sure that no sensitive information is present. DO NOT INCLUDE the following



information:

Students full name and phone number

Any other personal contact information.

If you choose to email the About the artist, please follow these guidelines:

Title must have: Exhibitor name, coemption, artist statement. These statements will be on site during the fair for guests to read.

The statements will be displayed in a binder located under photo display. Your statement may be edited for length or continuity. Artists’ statements will be made available to the public during the exhibition and exhibitors are reminded **not to include private or confidential information in this document. Just title of submittal div / class**

- Artist’s Statement should be emailed to stillexhibits@desertempirefair.com Due by 09/12/2025.

and mentioning any unique items in the collection.

The “About the Artist” is a major part of the judging.

Provide a photograph of the collection, if possible, with the entry form.

No more than half of the items may have been shown in a previous Desert Empire Fair. Significant additions must have been made sense that time.

Special set up time: (see page 8)

Collections must be arranged by the exhibitor.

The exhibitor may provide a display case if desired.

Small Items – Specify Type and Number

Large Items – Specify Type and Number



Seniors



Calling All Seniors!



DIVISION 300 – YESTERDAY’S TRASH

Danish Judging.

Each entry must contain at least 80% recycled materials. Include a written explanation of what the materials were and how they are being used in a new way (ex. A teapot is now a flower vase, metal coat hangers have been woven into a chain mail, old paper is now classy stationary).

Class 001 - Any Item; Specify





DIVISION 301 - MODELS

Models - Original Design

Class 001 - Models – LEGOS – Must enter special ***Models** - From a Kit

Special rules

Class 001 - Includes, but is not limited to cars, trains, planes, boats, or other modes of transport. If kit or manufactured items are used, the entry description must include the name and manufacturer of the 'it(s). If the entry





All cross stitch, wall hangings, or pictures must be wired for hanging with pegboard hooks. No alligator clips, saw tooth hangers, or tabletop frames are allowed.

Please identify finished or 'top' side of knitted or crocheted work with a small safety pin on the front side of the entry.

Exhibits must be adequately and correctly cleaned, pressed, and blocked if necessary.

Indicate on the entry form if the entry is from a stamped pattern or illustration.

Judging will be based on: Workmanship, Suitability of Article to Purpose; Beauty and Originality of Design, and Harmony of Color, Finish and Materials.

Original designs will outscore copies, published patterns, or tracings in "Originality" aspect of judging.

Any item weighing more than 50 pounds should be noted on the entry form, as well as sizes for very large entries (canoes, desks, chuck wagons, etc.).

Please note any special display needs –electricity, locked case, etc.

Entrant may supply own case if desired.

Please note on entry form is exhibit was made from a kit.

Exhibitors may write an "About the Artist" statement. The artist's statement is optional. The 'About the artist' statement should share with the fair guests about the artist and or their accepted work(s) Requirements:

Not longer than one (1) page

All submissions must be in a Microsoft word document
Arial 12 Font must be used

If youth entry a parent or legal guardian proof you're writing and make sure that no sensitive information is present. DO NOT INCLUDE the following information:
Students full name and phone number

Any other personal contact information.

If you choose to email the About the artist, please follow these guidelines:

Title must have: Exhibitor name, coemption, artist statement. These statements will be on site during the fair for guests to read.

The statements will be displayed in a binder located under photo display. Your statement may be edited for length or continuity. Artists' statements will be made available to the public during the exhibition and exhibitors are reminded **not to include private or confidential information in this document. Just title of submittal div / class**

- Artist's Statement should be emailed to stillexhibits@desertempirefair.com Due by 09/12/2025.

AMATEUR:

Engaging in an activity for pleasure or personal enjoyment, rather than for professional gain or as a job

ADVANCED AMATEUR :

a level of expertise or skill that is more than basic but still below professional.

PROFESHIONAL

Someone who has specialized knowledge, skills, and experience, typically gained through education and training, and who engages in a specific occupation or activity for a livelihood or to provide services

Photography

Division 303-BLACK AND WHITE

Class 001: Architecture

Class 002: Landscape

Class 003: People

Class 004: Nature

Class 005: Any Other

DIVISION 304 - COLOR

Class 001: Architecture

Class 002: Landscape

Class 003: People

Class 004: Nature

Class 005: Any Other



DIVISION 305 - DIGITAL

MANIPULATION/ALTERNATIVE PROCESSING

Class 001: Digital Manipulation/Alternative Processing

Special notes

Architecture can include, but is not limited to bridges, cityscapes, monuments, and buildings rural or urban, etc. Landscape can include, but is not limited to landscapes, skyscapes, seascapes, nightscapes, and waterscapes. People can include, but is not limited to action, children, documentary, events, family, fashion, festivals, group, portraits, self-portraits, travel, vacation, etc.

Nature can include, but is not limited to animals of any kind, insects, flora, macro images, etc. Any other can include but is not limited to any subject matter that does not fit into any of the preceding classes.

Seniors

DIVISION 306 – TABLE SETTINGS

Each entrant will be given a 28” wide area of a banquet table (1/3 of the table) for a single place setting.

A menu card must be included, and all settings, utensils, and glassware necessary for the menu must be used.

Overall nutritional value of the menu will be ¼ of the judging score.

A theme-oriented centerpiece, NO fresh flowers – must be included.

Class 001 - Military theme

Class 002 – Any other



DIVISION 307 – CANDLES

Handmade/ Decorated Purchased Candle / Any Other; Specify

Class 001 – Scented

Class 002 - Any other



SENIOR DIVISION 308– CREATIVE WRITING

Class 001 - Poetry
Class 002 - Short Fiction – 2500word
limit
Class 003 - Short Non-Fiction – 2500-
work limit
Class 004 - Other; Specify



DIVISION 309 – AMATEUR ART

Class 001 - Acrylic - Portrait
Class 002 - Acrylic - People
Class 003 - Acrylic - Scenic
Class 004 - Acrylic – Still Life
Class 005 - Acrylic – Animal
Class 006 - Acrylic – Seascape
Class 007 - Acrylic – Any Other; Specify
Class 008 - Oil - Portrait
Class 009 - Oil - People
Class 010 - Oil - Scenic
Class 011 - Oil – Still Life
Class 012 - Oil - Animal
Class 013 - Oil - Seascape
Class 014 - Oil – Any Other; Specify
Class 015 - Watercolor - Portrait
Class 016 - Watercolor - People
Class 017 - Watercolor - Scenic
Class 019 - Watercolor – Still Life
Class 020 - Watercolor - Animal
Class 021 - Watercolor - Seascape
Class 022 - Watercolor – Any Other;
Specify
Class 023 - Mixed Media
Class 024 - Pastel, Color Crayon

Class 025 - Collage
Class 026 - Pencil
Class 027 - Computer Generated Art
Class 028 - Pen and Ink
Class 029 - Charcoal
Class 030 - Any Other; Specify

DIVISION 310 – ADVANCED AMATEUR ART

Class 001 - Acrylic - Portrait
Class 002 - Acrylic - People
Class 003 - Acrylic - Scenic
Class 004 - Acrylic – Still Life
Class 005 - Acrylic – Animal
Class 006 - Acrylic – Seascape
Class 007 - Acrylic – Any Other; Specify
Class 008 - Oil - Portrait
Class 009 - Oil - People
Class 010 - Oil - Scenic
Class 011 - Oil – Still Life
Class 012 - Oil - Animal
Class 013 - Oil - Seascape
Class 014 - Oil – Any Other; Specify
Class 015 - Watercolor - Portrait
Class 016 - Watercolor - People
Class 017 - Watercolor - Scenic
Class 019 - Watercolor – Still Life
Class 020 - Watercolor - Animal
Class 021 - Watercolor - Seascape
Class 022 - Watercolor – Any Other;
Specify
Class 023 - Mixed Media
Class 024 - Pastel, Color Crayon

Class 025 - Collage
Class 026 - Pencil
Class 027 - Computer Generated Art
Class 028 - Pen and Ink
Class 029 - Charcoal
Class 030 - Any Other; Specify

DIVISION 311 – PROFESHIONAL ART

Class 001 - Acrylic - Portrait
Class 002 - Acrylic - People
Class 003 - Acrylic - Scenic
Class 004 - Acrylic – Still Life
Class 005 - Acrylic – Animal
Class 006 - Acrylic – Seascape
Class 007 - Acrylic – Any Other; Specify
Class 008 - Oil - Portrait
Class 009 - Oil - People
Class 010 - Oil - Scenic
Class 011 - Oil – Still Life
Class 012 - Oil - Animal
Class 013 - Oil - Seascape
Class 014 - Oil – Any Other; Specify
Class 015 - Watercolor - Portrait
Class 016 - Watercolor - People
Class 017 - Watercolor - Scenic
Class 019 - Watercolor – Still Life
Class 020 - Watercolor - Animal
Class 021 - Watercolor - Seascape
Class 022 - Watercolor – Any Other;
Specify
Class 023 - Mixed Media
Class 024 - Pastel, Color Crayon
Class 025 - Collage

Class 026 - Pencil
Class 027 - Computer Generated Art
Class 028 - Pen and Ink
Class 029 - Charcoal
Class 030 - Any Other; Specify

DIVISION 312 – SCULPTURE & CARVING

Class 001 - Clay
Class 002 - Metal
Class 003 - Wood
Class 004 - Bas-Relief
Class 005 - Any Other; Specify

Amateur:

Engaging in an activity for pleasure or
personal enjoyment, rather than for
professional gain or as a job

ADVANCED AMATEUR :

a level of expertise or skill that is more
than basic but still below professional.

PROFESHIONAL

Someone who has specialized
knowledge, skills, and experience,
typically gained through education and
training, and who engages in a specific
occupation or activity for a livelihood or
to provide services



DIVISION 313 – Mixed Media

Class 001 - Use of two or more obviously different media on a suitable support.

Special note

When registering, please list types of media used in the description field.

DIVISION 314 – Digital Art Visual art or design

Class 001 - Digital Art Visual art or design produced using a computer for creative or commercial purpose.

Special note

logos, flyers, posters, billboards, print ads, web pages, websites, social media campaigns, animations, illustrations, yearbooks, t-shirt designs, etc. Accepted entry must be mounted on stiff backing with hanging wire affixed to back to be ready to display

DIVISION 315– Paper Crafts

Class 001 - Any item

Special note

consisting primarily of paper: (may include embellishments), scrapbook pages, stamping, quilling, collage. Media upload required: 1 photo (per entry



DIVISION 316– 3-D Artwork

Class 001 - blown glass

Class 002 - paper Mache

Class 003 - 3-d printed

Class 004 – All others

Special Note

Any visual form that is 3-Dimensional.

Examples: blown glass, paper Mache, puzzle,, diorama, model. 3-d printed. room box



Photography

Division 317 - Amateur BLACK AND WHITE

Class 001: Architecture
Class 002: Landscape
Class 003: People
Class 004: Nature
Class 005: Any Other

Division 318 - ADVANCED AMATEUR BLACK AND WHITE

Class 001: Architecture
Class 002: Landscape
Class 003: People
Class 004: Nature
Class 005: Any Other

Division 319 - PROFESHIONAL BLACK AND WHITE

Class 001: Architecture
Class 002: Landscape
Class 003: People
Class 004: Nature
Class 005: Any Other

DIVISION 320- Amateur COLOR

Class 001: Architecture
Class 002: Landscape
Class 003: People
Class 004: Nature
Class 005: Any Other

DIVISION 321- ADVANCED AMATEUR COLOR

Class 001: Architecture
Class 002: Landscape
Class 003: People
Class 004: Nature
Class 005: Any Other

DIVISION 322 - Amateur DIGITAL MANIPULATION/ALTERNATIVE PROCESSING

Class 001: Digital Manipulation/Alternative Processing

DIVISION 323 - ADVANCED AMATEUR DIGITAL MANIPULATION/ALTERNATIVE PROCESSING

Class 001: Digital Manipulation/Alternative Processing

DIVISION 324 - PROFESHIONAL DIGITAL MANIPULATION/ALTERNATIVE PROCESSING

Class 001: Digital Manipulation/Alternative Processing

Special note

Architecture can include, but is not limited to bridges, cityscapes, monuments, and buildings rural or urban, etc. Landscape can include, but is not limited to landscapes, cityscapes, seascapes, nightscapes, and waterscapes. People can include, but is not limited to action, children, documentary, events, family, fashion, festivals, group, portraits, self-portraits, travel, vacation, etc. Nature can include, but is not limited to animals of any kind, insects, flora, macro images, etc. Any other can include but is not limited to any subject matter that does not fit into any of the preceding classes.

Amateur:

Engaging in an activity for pleasure or personal enjoyment, rather than for professional gain or as a job

ADVANCED AMATEUR :

a level of expertise or skill that is more than basic but still below professional.

PROFESHIONAL

Someone who has specialized knowledge, skills, and experience, typically gained through education and training, and who engages in a specific occupation or activity for a livelihood or to provide services





DIVISION 325– HAND KNITTING

Class 001 - Sweaters & Skirts
 Class 002 - Shawls & Scarves
 Class 003 - Wearable Accessories
 Class 004 - Other Knitted items

Special Notes

Machine knitted items are not eligible for entry
 Class 1, 2, & 3: Wearable items may be for youth, adults, or pets

. Class 3: Includes, but is not limited to socks, gloves, mittens, and hats.

Class 4: Includes, but is not limited to Afghans (may be any size), tablecloths, bags, wall hangings, bed coverings, art pieces, etc.

Division 326 -Needlepoint

Class 001 - Framed
 Class 002 - Non-Framed

Special Note

A. Entries should be worked on needlepoint canvas. Works on plastic canvas are not eligible for entry.

B. Class 2: Includes, but is not limited to pillows, Christmas stockings, holiday ornaments, decorations, bell pulls, 3-D forms, or sculptural forms, etc.

Division 327 Quilts Class

Class 01 Any other - Specify in description

Special Note

Quilts, Blankets, Throws A quilt of any size or technique (pieced, applique, fused, etc.) that can be used as a blanket or bed cover



DIVISION 328/ – CLOTHING (SEWN)

Class 001 Baby's Christening Outfit
 Class 002 Baby Item, Any Other; Specify
 Class 003 Children's Blouse or Shirt
 Class 004 Children's Dress
 Class 005 Children's Pants or Shorts
 Class 006 Children's Outfit – 2 or more pieces
 Class 007 Children's Item, Any Other; Specify
 Class 008 Adult Blouse or Shirt
 Class 009 Adult Dress
 Class 010 Adult Pants or Shorts
 Class 011 Adult Outfit – 2 or more pieces
 Class 012 Adult Item, Any Other; Specify
 Class 013 Any Costume
 Class 014 Any Accessories



DIVISION 329 – LEATHERWORK

Class 001 - Stamping

Class 002 - Carving

Class 003 - Other Leathercraft

Special rules:

Class 001: Exclusive use of stamping tools, no use of swivel knives

Class 002: Complete from initial swivel knife cuts, through the carving process and decorative cuts

Class 003: Includes, but is not limited to, multiple techniques, molding, stitching, assembling etc. but does not include garments. May include footwear

DIVISION 330 – TOLE AND DECORATIVE PAINTING

Class 001 - Decorative Painting on Metal

Class 002 - Decorative Painting on Wood

Class 003 - One-Stroke Painting

Class 004 - Mixed Media

Class 005 - Any Other; Specify

DIVISION 331 – PAPER Craft

Class 001 - Greeting Cards

Class 002 - Scrapbook Pages

Class 003 - Other Paper Arts & Crafts

Class 004 – Origami

Special Rules

Class 001 - Greeting Card entries must be signed on the back and signature must be covered by a post it note or other removable tape.

Class 002 - Scrapbook entries must be 1 page only; pages must be signed on the back and signature must be covered by a post-it note or other removable tape; do not furnish frames. Excludes digital scrapbooks

Class 003 - Includes, but is not limited to: quilling, paper Mache, collage, paper making, etc. Excludes digital scrapbooks.

Class 004 - Origami entries must specify the number of paper(s), if there are cuts, or if glue or other adhesives were used. If not an original design by entrant, entry description must credit original designer

DIVISION 332 – DIGITAL SCRAPBOOKING

Class 001 - Kids

Class 002 - Weddings

Class 003 - Sports / Hobbies

Class 004 - Travel / Vacation

Class 005- Animals

Class 006 - Recipe

Class 006 - Use of Fair Theme

DIVISION 333 Woodworking

Class 001 - Wood Turning

Class 002- Woodworking

Class 003 - Toys, Puzzles, & other Wood Projects

Special Rule

Maximum size is 60" x 48" x 24."

DIVISION 334 – MISCELLANEOUS CRAFTS

Class 001 - Plaster craft

Class 002 - Dough Art

Class 003 - Decorated Eggs

Class 004 - Etched Glass

Class 005 - Metal Working

Class 006 - Miniatures

Class 007 - Decorated Gourd

Class 008 - Scarecrow by an Individual

Class 009 - Scarecrow by a Group

Class 010 - Diamond Art

Class 011 - Straw Art –
Marquetry/Free Standing
Works/Wall Hanging Works

Class 012 - Any Other; Specify



shutterstock.com · 1548971303



Youth divisions



shutterstock.com - 1926822611

JR. DIVISON DEFINITIONS

-instrument applied on a suitable support. To protect your artwork for display, we recommend using a fixative or framing with use of Plexiglas (glass prohibited).

– Mixed Media Use of two or more obviously different media on a suitable support. When registering, please list types of media used in the description field.

– Painting Wet mediums such as oil, acrylic, gouache, watercolor, etc., applied with brush or painting instrument on a suitable support. When registering, please list types of media used in the description field.

– Digital Art Visual art or design produced by the use of a computer for creative or commercial purpose. Examples: logos, flyers, posters, billboards, print ads, web pages, websites, social media campaigns, animations, illustrations, yearbooks, t-shirt designs, etc. Accepted entry must be mounted on stiff backing with hanging wire affixed to back to be ready to display

– Photography Photographs can be color or black and white. Photographs may include, but are not limited to, the following subjects, which must all be family friendly: Action, Abstract, Animals, Architecture, Black and White, Digital manipulation, Fair, Food, Landscape, Night photography, Nature, People, Transportation, and any other, etc. Please note accepted photography entries must be framed or have stiff backing with a hanging wire affixed to the back to be considered ready for display. See photo rules

– 3-D Artwork Any visual form that is 3-Dimensional. Examples: blown glass, paper Mache, puzzle, room box, diorama, model

– Ceramics Any work constructed using clay, glazed or painted, then fired.

– Paper Crafts Any item consisting primarily of paper: (may include embellishments), scrapbook pages, stamping, quilling, collage. Media upload required: 1 photo (per entry)

– Origami Any Japanese art of paper folded into various shapes and designs. Include number of papers used in description. If not original design, must give original designer credit

– Sewing, Fabric, Textiles Any article made of cloth either sewn, laced, or otherwise constructed. May also include fabric or textiles of any type made by looming or weaving

– Knitting, Crochet, Needlework Any item or garment made with yarn or other fiber and needlework such as needlepoint, needle felting, embroidery, tatting, or lace.

– Quilts, Blankets, Throws A quilt of any size or technique (pieced, applique, fused, etc.) that can be used as a blanket or bed cover

– Woodworking Examples of projects include boxes, figures, small furniture, musical instruments, skateboards, puzzles, etc.

– Any Other Art or Crafts Review all divisions, if there is not one that defines your project, submit here. Include any supplemental materials to describe function for judging purposes

- Drafting - Architectural rendering, full set of documents with details and schedules as they would be presented for county building permits. May be hand-drawn or use of computer software.

– Drafting - Mechanical rendering, dimensioned drawings must include orthographic projections, isometric, auxiliary assembly, conceptual and perspective. Non-dimensioned must include isometric, oblique, perspective, and assembly/exploded views (animated or still).

400 – Drawing

Class 001 - Ages 5-9
 Class 002 - Ages 10-12
 Class 003 - Ages 13-15
 Class 004 - Ages 16-18

401 – Mixed Media

Class 001 - Ages 5-9
 Class 002 - Ages 10-12
 Class 003 - Ages 13-15
 Class 004 - Ages 16-18

402 – Painting

Class 001 - Ages 5-9
 Class 002 - Ages 10-12
 Class 003 - Ages 13-15
 Class 004 - Ages 16-18

403 – Digital Art

Class 001 - Ages 5-9
 Class 002 - Ages 10-12
 Class 003 - Ages 13-15
 Class 004 - Ages 16-18

404 – Photography

Class 001 - Ages 5-9
 Class 002 - Ages 10-12
 Class 003 - Ages 13-15
 Class 004 - Ages 16-18

405 – 3-D Artworks

Class 001 - Ages 5-9
 Class 002 - Ages 10-12
 Class 003 - Ages 13-15
 Class 004 - Ages 16-18

406 – Ceramics

Class 001 - Ages 5-9
 Class 002 - Ages 10-12
 Class 003 - Ages 13-15
 Class 004 - Ages 16-18

407 – Origami

Class 001 - Ages 5-9
 Class 002 - Ages 10-12
 Class 003 - Ages 13-15
 Class 004 - Ages 16-18

408 – Sewing, Fabric, Textiles

Class 001 - Ages 5-9
 Class 002 - Ages 10-12
 Class 003 - Ages 13-15
 Class 004 - Ages 16-18

409 – Knitting, Crochet, Needlework

Class 001 - Ages 5-9
 Class 002 - Ages 10-12
 Class 003 - Ages 13-15
 Class 004 - Ages 16-18

410 – Quilts, Blankets, Throws

Class 001 - Ages 5-9
 Class 002 - Ages 10-12
 Class 003 - Ages 13-15
 Class 004 - Ages 16-18

411 – Woodworking

Class 001 - Ages 5-9
 Class 002 - Ages 10-12
 Class 003 - Ages 13-15
 Class 004 - Ages 16-18

412– Any Other Art or Crafts

Class 001 - Ages 5-9
 Class 002 - Ages 10-12
 Class 003 - Ages 13-15
 Class 004 - Ages 16-18

413 – Drafting

Class 001 - Ages 5-9
 Class 002 - Ages 10-12
 Class 003 - Ages 13-15
 Class 004 - Ages 16-18

414– Drafting

Class 001 - Ages 5-9
 Class 002 - Ages 10-12
 Class 003 - Ages 13-15
 Class 004 - Ages 16-18

415 – Paper Crafts

Class 001 - Ages 5-9
 Class 002 - Ages 10-12
 Class 003 - Ages 13-15
 Class 004 - Ages 16-18

Please select the appropriate class using the age of entrant as of January 1, 2025.

Juniors

DIVISION 416 – TABLE SETTINGS

Each entrant will be given a 28” wide area of a banquet table (1/3 of the table) for a single place setting.

A menu card must be included, and all settings, utensils, and glassware necessary for the menu must be used.

Overall nutritional value of the menu will be ¼ of the judging score.

A theme-oriented centerpiece, NO fresh flowers – must be included.

Class 001 - Ages 5-9

Class 002 - Ages 10-12

Class 003 - Ages 13-15

Class 004 - Ages 16-18



DIVISION 417 – CANDLES

Handmade/ Decorated Purchased
Candle / Any Other; Specify

Class 001 - Ages 5-9

Class 002 - Ages 10-12

Class 003 - Ages 13-15

Class 004 - Ages 16-18



JUNIOR PRESERVED FOOD

Special Note

Canned goods must be in jars specifically designed for canning.

Each entry must be properly and completely sealed; no paraffin seals.

Rings must be clean and loosened. All canned goods must be prepared in accordance with the guidelines in the Ball Blue Book of Canning, Freezing, and Dehydration, or as specified on www.homecanning.com. Entries must be accurately labeled and include, name of product, date of pack, method used (boiling water or steam pressure), and processing time.

Each entry will be opened by the judge.

No fabric toppers or decorations allowed.

Please note the headspace allowances:

Low-acid foods, vegetables and meats = 1 inch

Acidic foods, fruits, and tomatoes = ½

inch Juices, jams, jellies, pickles, relishes

= ¼ inch

Division Descriptions

Chutney: Sweet or savory fruit condiments made with vinegar, spices and sugar. May also contain herbs or vegetables such as onions or peppers. Texture is similar to a conserve. No yogurt chutneys.

Salsa: Salsa can be any type of salsa that is processed. No fresh salsa.

Non-Tomato Salsa: Includes tomatillo salsa. **Sauces:** Sauces include dessert sauces (no chocolate sauces), condiment sauces such as catchup, BBQ sauce, etc.

No mustards. No meat. No dairy.

All sauces must be processed.

Tomato Salsa - Chunky: Salsa contains discernible pieces or chunks of tomato and vegetables.

Tomato Salsa - Smooth: Ingredients are blended into a smooth consistency. Chili seeds maybe whole.



Juniors Food

DIVISION 418 – Youth Bread, Cake & Pie

1045 – Youth Bread (including, but not limited to, bread, quick bread, muffins, rolls & scones)

Class 001 - Ages 5-9
Class 002 - Ages 10-12
Class 003 - Ages 13-15
Class 004 - Ages 16-18

Division 419 – Youth Cake (including cupcakes)

Class 001 - Ages 5-9
Class 002 - Ages 10-12
Class 003 - Ages 13-15
Class 004 - Ages 16-18

Division 420 – Youth Pie

Class 001 - Ages 5-9
Class 002 - Ages 10-12
Class 003 - Ages 13-15
Class 004 - Ages 16-18

DIVISION 421 Youth Cookies & Confection

Class 001 - Ages 5-9
Class 002 - Ages 10-12
Class 003 - Ages 13-15
Class 004 - Ages 16-18

Division 422 – Youth Confections (includes candies)

Class 001 - Ages 5-9
Class 002 - Ages 10-12
Class 003 - Ages 13-15
Class 004 - Ages 16-18

Division 423– Youth Cookies

Class 001 - Ages 5-9
Class 002 - Ages 10-12
Class 003 - Ages 13-15
Class 004 - Ages 16-18

Division 424 – Youth Decorated Cake

Class 001 - Ages 5-9
Class 002 - Ages 10-12
Class 003 - Ages 13-15
Class 004 - Ages 16-18

Division 425 – Youth Decorated Cupcakes

Class 001 - Ages 5-9
Class 002 - Ages 10-12
Class 003 - Ages 13-15
Class 004 - Ages 16-18

Division 426 – Youth Decorated Cookies Division

Class 001 - Ages 5-9
Class 002 - Ages 10-12
Class 003 - Ages 13-15
Class 004 - Ages 16-18

Division 427 – Youth Decorated Edible Sculpture (includes Cake Pops)

Class 001 - Ages 5-9
Class 002 - Ages 10-12
Class 003 - Ages 13-15
Class 004 - Ages 16-18

Division 428 - Bread, Leavened

Please state the following White or Wheat – Plain
/Whole Grain Bread - Plain /Bread with Additions
/Sourdough Bread - Plain /Sourdough Bread with Additions
/ Buns & Rolls
/Any Other Leavened Bread

Class 001 - Ages 5-9
Class 002 - Ages 10-12
Class 003 - Ages 13-15
Class 004 - Ages 16-18

Division 429 - Bread, Non-Leavened

Please state the following
Non-Leavened Bread Division 320 - Bread, Quick Bread
/Nut and/or Fruit Bread /Scones /Muffins
/ Any Other Quick Bread

Class 001 - Ages 5-9
Class 002 - Ages 10-12
Class 003 - Ages 13-15
Class 004 - Ages 16-18



Division Descriptions Jelly and Jam

Division Descriptions Jelly:

A semi-solid mixture of fruit juice and sugar that is clear and firm enough to hold its shape when cut, yet it is soft enough to spread easily. Jelly should not contain pieces of product or pulp. (Exception: pepper jelly may have pieces of pepper suspended in it.) May include a small amount of citrus juice

Peppered Jelly: All jelly made from or containing any sweet or hot peppers such as bell pepper, jalapeno, cayenne powder, etc.

Spiced Jelly: Any jelly containing sweet, fragrant or hot spices including cinnamon, ginger, black pepper, etc.

Specialty Jelly, Any Other Jelly: Does not fit into any other jelly class, including low-sugar jellies, jellies with herbs, extracts and flavorings such as black pepper, vanilla extract, vanilla beans, almond extract, etc. Jellies with citrus zest are "marmalades."

Division Descriptions Jam:

Jams are made by cooking crushed or finely chopped fruits with sugar until the mixture will round up in a spoon. There should be no separation of fruit and juice, and no large pieces of fruit. Jams may be made with or without pectin and/or citrus juice.

Pure Jam: Jam made using a single (one) variety of fruit or berry
Low Sugar Jam: Jam made using reduced-sugar pectin or no pectin and containing no more than 40% sugar. Honey or artificial sweeteners may be used in place of all or part of the sugar.

Blackberry Jam: Includes hybrids such as Boysenberry, Loganberry, Marionberry, Olallieberry, etc. No spices, herbs, peppers or flavorings.
Single Berry Jam: Contains any one berry. Includes raspberry, blueberry, cranberry, lingonberry, gooseberry, etc. No spices, herbs, peppers or peppers or flavorings.

Mixed Berry Jam: Two or more different berries.
Stone Fruit: (Div 235 Class 2) Any drupe fruit including apricot, plum, cherry, mango, etc. No spices, herbs, peppers or flavorings. Excluding Peach and Nectarine, which have their own class (Class 1).

Single Fruit Jam - Any Other Fruit: Contains any one fruit, including apple, pear, fig, grape, citrus, mango, cantaloupe, kiwi fruit, pineapple, rhubarb, tomato, etc.
Mixed Fruit Jam: Two or more different fruits.

Spiced Jam: Any jam containing sweet, fragrant or hot spices including cinnamon, ginger, black pepper, etc.
Peppered Jam: All jam made from or containing any sweet or hot peppers such as bell pepper, jalapeno, cayenne powder, etc.

Specialty Jam, Any Other Jam: Does not fit into any other jam class, including jams with herbs, extracts and flavorings such as vanilla extract, vanilla beans, almond extract, citrus zest, teas, vinegar, etc.





Jam

Division 430 Jam, Berry

Class 001 – Pure Strawberry Jam (plain strawberry only)

Class 002 – Pure Blackberry Jam (any variety or hybrid)

Class 003 – Single Berry Jam

Class 004 – Mixed Berry Jam

Division 431 Jam, Fruit

Class 001 – Single Fruit Jam - Pure Peach or Nectarine

Class 002 – Single Fruit Jam - Stone Fruit

Class 003 – Single Fruit Jam - Any Other Fruit

Division : Jam, Fruit & Berry

Class 001 – Mixed Fruit & Berry Jam

Division 432 Jam, Specialty

Class 001 – Low Sugar Jam

Class 002 – Spiced Jam

Class 003 – Peppered Jam

Class 004 – Any Other Jam



Jelly

Division 433 Jelly, Fruit & Berry

Class 001 – Pure Pomegranate Jelly

Class 002 – Fruit Jelly

Class 003 – Berry Jelly Class

Class 004 – Mixed Fruit & Berry Jelly

Division 434 Jelly, Specialty

Class 001 – Peppered Jelly

Class 002 – Spiced Jelly

Class 003 - Any Other Jelly (does not fit in another class)

Please be sure to list age

- Ages 5-9
- Ages 10-12
- Ages 13-15
- Ages 16-18





Division 435 - Soft Spread

Class 1 - Pure Orange Marmalade

Class 2 - Citrus Marmalade

Class 3 - Any other Marmalade

Class 4 - Preserves

Class 5 - Conserves

Class 6 - Curd

Class 7 - Butter (Non-Dairy)

Please be sure to list age

- Ages 5-9
- Ages 10-12
- Ages 13-15
- Ages 16-18

Division Descriptions

Marmalades: A fruit jelly is containing small strips or pieces of citrus peel evenly suspended in translucent jelly. Marmalades may contain small pieces of fruit.

Orange Marmalade: May contain only one single variety of orange
Citrus Marmalade: Citrus-only marmalade of any single variety (excluding orange) or blend of citrus fruits (including orange). All single variety orange must be entered into the Orange Marmalade Division.

Any Other Marmalade: Includes Fruit with citrus, orange-citrus blends, spices, herbs, ginger, black pepper, etc.

Preserves: Preserves are small fruits (or uniform pieces of fruit) preserved with sugar so that the fruit retains its shape, is clear and shiny, tender and plump. Fruit should be suspended in a clear syrup that varies from the thickness of honey to that of soft jelly.

Conserves: Conserves are jam-like products made by cooking two or more fresh or dried fruits plus nuts with sugar until the mixture either round up in a spoon, like jam, or flakes from it like jelly. A true conserve contains nuts and often dried fruit. Recipes vary.

Curds: An “acid” smooth consistency condiment/sauce type product (usually lemon).

Butters: Butters are made by cooking a fine-textured fruit pulp and sugar to a thick, smooth consistency that will spread easily. Spices may be added; the amount and variety depend upon personal taste.

Division 436 - Pickled Cucumbers

Class 1 – Dill (not spicy)

Class 2 – Sweet (includes bread & butter)

Class 3 – Other (spicy, mixed flavors, etc.)

Class 4 – Relish

Division 437 - Pickled Fruits and Vegetables

Class 1 – Dill (not spicy)

Class 2 – Sweet (includes bread & butter)

Class 3 – Other (spicy, mixed flavors, etc.)

Class 4 – Relish

Division 273 - Vinegar, Flavored

Class 1 - Flavored Vinegar



Division Descriptions

Pickled: Fermented in a brine or preserved in vinegar

Relish: Fruits and/or vegetables which are chopped and cooked to desired consistency in a spiced vinegar solution. Sugar is added if a sweet relish is desired. Hot peppers or other spices are added for a hot relish.

Flavored Vinegar: A commercially-available vinegar such as apple cider vinegar or distilled vinegar (acidity level of 5% minimum) to which herbs, fruits, infusions or other flavoring are added in the home kitchen. Flavored vinegars using homemade vinegar are disqualified.



Division 438 - Sauce

Class 1 - Chutney

Class 2 - Condiment Sauce (Catchup, Chili Sauce, Dessert Sauce, etc –

No Mustards or Chocolate)

Class 3 - BBQ Sauce

Class 4 - Tomato Sauce

Division 439 - Salsa

Class 1 - Tomato Salsa - Chunky

Class 2 - Tomato Salsa – Smooth

Class 3 – Non-Tomato Salsa (includes Tomatillo)

Please be sure to list age

- Ages 5-9
- Ages 10-12
- Ages 13-15
- Ages 16-18

Division Descriptions

Chutney: Sweet or savory fruit condiments made with vinegar, spices and sugar. May also contain herbs or vegetables such as onions or peppers.

Texture is like a conserve. No yogurt chutneys.

Salsa: Salsa can be any type of salsa that is processed. No fresh salsa.

Non-Tomato Salsa: Includes tomatillo salsa.



Dried Food Goods

Division 450 - Dried Meat

Class 1 - Beef Jerk

Class 2 - Any Other Dried Meat

Division 451- Dried Produce

Class 1 - Fruit & Tomatoes

Class 2 – Herbs

Class 3 – Mixed Fruit Class 4 – Fruit Leather

Please be sure to list age

- Ages 5-9
- Ages 10-12
- Ages 13-15
- Ages 16-18

Division Descriptions

Any Other Dried Meat: includes game (must be frozen or heat-treated before drying to destroy any parasites), poultry, pork, and seafood.

Mixed Fruit: Two or more fruits with pieces of uniform or complimentary size

Fruit Leather: A thin dried sheet of pureed fruit.



Division 452 - Decorated Cake

Class 1 - Single Layer Cake

Class 2 - Tiered Cake (max. 24" tall)

Division 453 - Decorated Cupcakes

Class 1 - Uniform Cupcakes

Class 2 - Themed Cupcake Set

Division 454 - Decorated Cookies

Class 1 - Uniform Cookies

Class 2 - Themed Cookie Set

Division 455 - Decorated Edible Sculpture

Class 1 - Edible Sculpture

Class 2 - Cake Pops (all)



Division Descriptions

Edible Sculpture: A themed sculpture constructed on a single sturdy base. Entries may include gingerbread houses, scenes from movies/books, cake sculpture, etc.

Themed Sets: Each cookie/cupcake is unique but together follow a central theme.

Uniform Sets: Each cookie/cupcake is identical in size and decoration.

Please be sure to list age

- Ages 5-9
- Ages 10-12
- Ages 13-15
- Ages 16-18





DIVISION 456-- Confections, Chocolate

Class 1 - Truffles (Ganache only)

Class 2 - Filled Chocolates

Class 3 - Chocolate Fudge

Class 4 - Any Other Chocolate Confection

DIVISION 457 -Confections, Bakers (No Cake Pops)

Class 1 - Cake Confections

Class 2 - French Macarons

Division 458 - Confections, Sugar

Class 1 - Caramels

Class 2 - Brittle

Class 3 - Fudge (Non-Chocolate)

Class 4 - Any Other Sugar Confection

Division Descriptions

Confections: Any type of candy Filled

Chocolates: Any chocolate confection with a filled center (other than ganache) including creams, caramel nougat, marshmallows, coconut, fruit, and cordials.

French Macarons: French-style merengue and creme sandwich. Does not include desiccated coconut macaroons.

Truffles: Smooth, creamy chocolate ganache fillings, sometimes flavored, covered with chocolate or coated in cocoa powder or confectioner's sugar. May contain nuts.

Please be sure to list age

- Ages 5-9

- Ages 10-12

- Ages 13-15

- Ages 16-18



DIVISION 459— Pastry

Class 1 - Refrigerated Pastry

Class 2 - Non-Refrigerated Pastry

DIVISION 460 - Pie, Refrigerated

Class 1 - Cream Pie

Class 2 - Custard Pie

Class 3 - Hand Pies (no meat)

Class 4 - Tart or Tartlets

Class 5 - Any Other Refrigerated Pie

DIVISION 461— Pie, Non-Refrigerated

Class 1 - Apple Pie (double crust)

Class 2 - Single Crust Pie

Class 3 - Double Crust Pie (top and bottom crust)

Class 4 - Hand Pies (no meat)

Class 5 - Tart or Tartlets

Division Descriptions

Cream Pie: Pie shell and filling are prepared/cooked separately and then assembled.

Custard Pie: Both filling and crust are baked together - i.e., pumpkin pie, pecan pie, etc.

Hand Pie: A semilunar pastry with either sweet or savory filling, formed by placing a dollop of filling onto a 5–6-inch circular piece of pastry dough and then folding it over and crimping it shut. May be baked, fried, or deep-fried. No meat is allowed.

Refrigerated Pie: Any pie that requires refrigeration – i.e., creams, custards, pumpkin, pecan, meringue, etc.)

Single Crust Pie: Any non-refrigerated pie with only a bottom crust and not requiring refrigeration. Includes pies with crumb toppings.

Double Crust Pie: Any non-refrigerated pie with a top and bottom crust and not requiring refrigeration.

Pastries: Types of pastry—Short crust, Suet, Choux, Puff, Danish, and Filo. Made by exhibitor. (No bread dough or sweet rolls).

Tart: A shallow, baked short crust pastry or crumb crust with a filling and no top crust. Usually baked in a scallop-edged pan with removable sides. Must be removed from the pan. Tartlets are baked in 3 to 5-inch mini tart pans.

Any Other Refrigerated Pie: Any refrigerated pie that does not fit into any other class, including meringue pies and pies with specialty crusts (i.e., crusts made from coconuts, nuts, meringue, etc.)

Please be sure to list age

- Ages 5-9

- Ages 10-12

- Ages 13-15

- Ages 16-18



Division 462 – Cookies

Class 1 - Drop Cookies - Chocolate Chip, Traditional (no nuts)

Class 2 - Drop Cookies - Chocolate Chip, Other

Class 3 - Drop Cookies - Fruit and/or Nut

Class 4 - Drop Cookies - Other (oatmeal, chocolate, spice, etc.)

Class 5 - Shaped Cookies (pressed, cut, rolled or molded)

Class 6 - Bar Cookies

Class 7 - Any Other Cookies (filled, sandwich, cups, laceys, etc.)

Division 463 – Brownies

Class 1 - Pure Chocolate Brownies

Class 2 - Chocolate Brownies with Additions

Please be sure to list age

- Ages 5-9
- Ages 10-12
- Ages 13-15
- Ages 16-18



Division Descriptions:

Drop Cookies: Any cookie that is formed by dropping dough from a spoon or cookie scoop onto the cookie sheet.

Bar Cookies: Any cookie, including blondies, that is cut into “bars” on the cookie sheet, except brownies.

Chocolate Chip Cookies, Traditional: Contains chocolate chips or chunks (no white chocolate) without nuts. Chocolate Chip Cookies, Other: Contains nuts, finishing salt, white chocolate, flavored chocolate chips, flavors, molasses, whole wheat flour, almond flour or other additional ingredients.

Shaped Cookies: Any other type of cookie including pressed, cut, rolled or molded cookies, such as biscotti, snickerdoodles, Mexican Wedding, etc.

Any Other Cookie: Any cookie which cannot be categorized into any existing class, such as filled, sandwich or cup cookies, laceys, gluten-free, etc.

Pure Chocolate Brownie: A small square of rich chocolate cake without any additional flavors, toppings, or additions (No nuts, toppings, vanilla, etc)

Chocolate Brownies with Additions: Chocolate brownies containing added ingredients (i.e. espresso, powder, malted milk, nut toppings, finishing salt, caramel, malted milk powder, etc). Includes layered and swirled brownies.

Junior Baked Bread

DIVISION 464 - Bread, Leavened

- Class 1 - White or Wheat - Plain
- Class 2 - Whole Grain Bread - Plain
- Class 3 - Bread with Additions
- Class 4 - Sourdough Bread - Plain
- Class 5 - Sourdough Bread with Additions
- Class 6 - Buns & Rolls
- Class 7 - Any Other Leavened Bread

DIVISION 464 -Bread, Non-Leavened

- Class 1 - Non-Leavened Bread

DIVISION 465— Cake, Non-Refrigerated

- Class 1 - Frosted Cake
- Class 2 - Unfrosted Fruit or Citrus Cake
- Class 3 - Coffee Cake
- Class 4 - Any Other Unfrosted Cake

DIVISION 466- Cake, Refrigerated

- Class 1 - Frosted Cake
- Class 2 - Cheesecake
- Class 3 - Frosted Carrot Cake
- Class 4 - Fruit or Citrus Cake
- Class 5 - Coffee Cake
- Class 6 - Any Other Refrigerated Cak

DIVISION 467- Cake, Specialty

- Class 1 – Cupcakes
- Class 2 - Any Other Specialty Cake Item

DIVISION 468- Bread, Quick Bread

- Class 1 - Nut and/or Fruit Bread
- Class 2 - Scones
- Class 3 - Muffins
- Class 4 - Any Other Quick Bread

- Descriptions


Frosted Cakes: Any cake with frosting.

Unfrosted Cakes: Any unfrosted cake (i.e., pound cakes, bundt pan cakes, fruit cakes or any other type of cake not frosted—may include a light glaze drizzled icing or powder sugar dusting

Refrigerated Cakes: Any cake with a frosting or filling that requires refrigeration or other cake that requires refrigeration (i.e., Cheesecakes, creams, custards, curds, cream cheese frosting, etc.)

Coffee Cake: A sweet, leavened, bread like cake usually flavored with nuts, fruit or spices and topped with frosting, glaze or streusel (traditionally served for breakfast or brunch)

Any Other Specialty Cake Item: i.e., donuts, whoopie pies, gluten-free. Cake Pops belong in the Decorated Show.



Please be sure to list age

- Ages 5-9
- Ages 10-12
- Ages 13-15
- Ages 16-18



Things to Know Food Entries

Include recipes, on an 8.5" x 11" paper, with All entries.

Enter only the amount of food indicated. Pies must be entered in clear, uncolored glass pie plates.

All other entries are to be in disposable pans or containers or on white paper plates. NO exceptions.

All entries must have been made from scratch, except **Division 2**.

Pie plates left after 7 days become the property of the Fair and will be disposed of appropriately.

All food will be disposed of at the end of the fair.

Juniors

DIVISION 469 – YESTERDAY’S TRASH

Danish Judging.

Each entry must contain at least 80% recycled materials. Include a written explanation of what the materials were and how they are being used in a new way (ex. A teapot is now a flower vase, metal coat hangers have been woven into a chain mail, old paper is now classy stationary).

Class 1: Ages 5-9

Class 2: Ages 10-12

Class 3: Ages 13-15

Class 4: Ages 16-18



Photography

Division 470 -BLACK AND WHITE

Class 1: Architecture

Class 2: Landscape

Class 3: People

Class 4: Nature

Class 5: Any Other

DIVISION 472 - COLOR

Class 1: Architecture

Class 2: Landscape

Class 3: People

Class 4: Nature

Class 5: Any Other



DIVISION 27 - DIGITAL MANIPULATION/ALTERNATIVE PROCESSING

Class 1: Digital Manipulation/Alternative Processing

Special notes

Architecture can include, but is not limited to bridges, cityscapes, monuments, and buildings rural or urban, etc. Landscape can include, but is not limited to landscapes, skies, seascapes, nightscapes, and waterscapes. People can include, but is not limited to action, children, documentary, events, family, fashion, festivals, group, portraits, self-portraits, travel, vacation, etc.

Nature can include, but is not limited to animals of any kind, insects, flora, macro images, etc. Any other can include but is not limited to any subject matter that does not fit into any of the preceding classes.

Please be sure to list age

- Ages 5-9
- Ages 10-12
- Ages 13-15
- Ages 16-18

DIVISION 473 –Juniors MODELS CLASS

Models - Original Design

Class 001 – youth Models – LEGOS – Must enter special ***Models** - From a Kit (No Wood)

Special rules

Class 001 - Includes, but is not limited to cars, trains, planes, boats, or other modes of transport. If kit or manufactured items are used, the entry description must include the name and manufacturer of the kit(s). If the entry



DEVELOPMENTALLY CHALLENGED YOUTH



shutterstock.com - 459779995



shutterstock.com - 1908016024



DEVELOPMENTALLY CHALLENGED YOUTH

Divisions DEFINITIONS

400 -instrument applied on a suitable support. To protect your artwork for display, we recommend using a fixative or framing with use of Plexiglas (glass prohibited).

4 – Mixed Media Use of two or more obviously different media on a suitable support. When registering, please list types of media used in the description field.

4 – Painting Wet mediums such as oil, acrylic, gouache, watercolor, etc., applied with brush or painting instrument on a suitable support. When registering, please list types of media used in the description field.

4 – Digital Art Visual art or design produced by the use of a computer for creative or commercial purpose. Examples: logos, flyers, posters, billboards, print ads, web pages, websites, social media campaigns, animations, illustrations, yearbooks, t-shirt designs, etc. Accepted entry must be mounted on stiff backing with hanging wire affixed to back to be ready to display

400 – Photography Photographs can be color or black and white. Photographs may include, but are not limited to, the following subjects, which must all be family friendly: Action, Abstract, Animals, Architecture, Black and White, Digital manipulation, Fair, Food, Landscape, Night photography, Nature, People, Transportation, and any other, etc. Please note accepted photography entries must be framed or have stiff backing with a hanging wire affixed to the back to be considered ready for display. See photo rules

400 – 3-D Artwork Any visual form that is 3-Dimensional. Examples: blown glass, paper Mache, puzzle, room box, diorama, model

400 – Ceramics Any work constructed using clay, glazed or painted, then fired.

400 – Paper Crafts Any item consisting primarily of paper: (may include embellishments), scrapbook pages, stamping, quilling, collage. Media upload required: 1 photo (per entry)

4 – Origami Any Japanese art of paper folded into various shapes and designs. Include number of papers used in description. If not original design, must give original designer credit

4 – Sewing, Fabric, Textiles Any article made of cloth either sewn, laced, or otherwise constructed. May also include fabric or textiles of any type made by looming or weaving

4 – Knitting, Crochet, Needlework Any item or garment made with yarn or other fiber and needlework such as needlepoint, needle felting, embroidery, tatting, or lace.

4 – Quilts, Blankets, Throws A quilt of any size or technique (pieced, applique, fused, etc.) that can be used as a blanket or bed cover

4– Woodworking Examples of projects include boxes, figures, small furniture, musical instruments, skateboards, puzzles, etc.

4 – Any Other Art or Crafts Review all divisions, if there is not one that defines your project, submit here. Include any supplemental materials to describe function for judging purposes

4 - Drafting - Architectural rendering, full set of documents with details and schedules as they would be presented for county building permits. May be hand-drawn or use of computer software.

4 – Drafting - Mechanical rendering, dimensioned drawings must include orthographic projections, isometric, auxiliary assembly, conceptual and perspective. Non-dimensioned must include isometric, oblique, perspective, and assembly/exploded views (animated or still).

500 – Drawing

Class 1: Ages 5-9

Class 2: Ages 10-12

Class 3: Ages 13-15

Class 4: Ages 16-18

501 – Mixed Media

Class 1: Ages 5-9

Class 2: Ages 10-12

Class 3: Ages 13-15

Class 4: Ages 16-18

502 – Painting

Class 1: Ages 5-9

Class 2: Ages 10-12

Class 3: Ages 13-15

Class 4: Ages 16-18**503 – Digital Art**

Class 1: Ages 5-9

Class 2: Ages 10-12

Class 3: Ages 13-15

Class 4: Ages 16-18

504 – Photography

Class 1: Ages 5-9

Class 2: Ages 10-12

Class 3: Ages 13-15

Class 4: Ages 16-18

505 – 3-D Artworks

Class 1: Ages 5-9

Class 2: Ages 10-12

Class 3: Ages 13-15

Class 4: Ages 16-18

506 – Ceramics

Class 1: Ages 5-9

Class 2: Ages 10-12

Class 3: Ages 13-15

Class 4: Ages 16-18

507 – Origami

Class 1: Ages 5-9

Class 2: Ages 10-12

Class 3: Ages 13-15

Class 4: Ages 16-18

508 – Sewing, Fabric, Textiles

Class 1: Ages 5-9

Class 2: Ages 10-12

Class 3: Ages 13-15

Class 4: Ages 16-18

509 – Knitting, Crochet, Needlework

Class 1: Ages 5-9

Class 2: Ages 10-12

Class 3: Ages 13-15

Class 4: Ages 16-18

510 – Quilts, Blankets, Throws

Class 1: Ages 5-9

Class 2: Ages 10-12

Class 3: Ages 13-15

Class 4: Ages 16-18

511– Woodworking

Class 1: Ages 5-9

Class 2: Ages 10-12

Class 3: Ages 13-15

Class 4: Ages 16-18

512– Any Other Art or Crafts

Class 1: Ages 5-9

Class 2: Ages 10-12

Class 3: Ages 13-15

Class 4: Ages 16-18

513 – Drafting

Class 1: Ages 5-9

Class 2: Ages 10-12 Class 3:

Ages 13-15 Class 4: Ages 16-18

514 – Drafting

Class 1: Ages 5-9

Class 2: Ages 10-12 Class 3:

Ages 13-15 Class 4: Ages 16-18

515 – Paper Crafts

Class 1: Ages 5-9

Class 2: Ages 10-12

Class 3: Ages 13-15

Class 4: Ages 16-18

Please select the appropriate class using the age of entrant as of January 1, 2025.

DIVISION 516 –DEVELOPMENTALLY CHALLENGED

Each entry must contain at least 80% recycled materials.
Include a written explanation of what the materials were and
how they are being used in a new way (ex. A teapot is now a
flower vase, metal coat hangers have been woven into a
chain mail, old paper is now classy stationary).

Class 1: Ages 5-9

Class 2: Ages 10-12

Class 3: Ages 13-15

Class 4: Ages 16-18

Class 5: Adult



DIVISION 517 –DEVELOPMENTALLY CHALLENGED MODELS CLASS

Models - Original Design – youth Models – LEGOS – Must enter special

***Models** - From a Kit

Class 1: Ages 5-9

Class 2: Ages 10-12

Class 3: Ages 13-15

Class 4: Ages 16-18

Class 5: Adult

Special rules

Includes, but is not limited to cars, trains, planes, boats, or other modes of transport. If kit or manufactured items are used, the entry description must include the name and manufacturer of the kit(s). If the entry



Youth groups and schools



4H DIVISION 600– YESTERDAY’S TRASH

Danish Judging.

Each entry must contain at least 80% recycled materials. Include a written explanation of what the materials were and how they are being used in a new way (ex. A teapot is now a flower vase, metal coat hangers have been woven into a chain mail, old paper is now classy stationary).

Class 1 - Any Item; Specify

DIVISION 400 – PHOTOGRAPHY

DIVISION 601 – MINI PHOTOS (4’X 6” and 5” x 7”)

Special Rules All 4-H

Photography entries must follow the Rules for Adult Photography.

Class 001 - Domestic Animals - Color

Class 002 - Wild Animals – Color

Class 003- Insects - Color

Class 004- Reptiles - Color

Class 005- Landscape - Color

Class 006- Waterscape (Rivers, lakes, ocean as main subject) - Color

Class 007- Flowers - Color

Class 008- Trees – Color

Class 009- People - Color

Class 010- Vehicles (cars, boats, etc.) - Color

Class 011- Buildings /

Architecture - Color

Class 012- Any Other, Specify - Color

Class 013- Domestic Animals – Black & White

Class 014- Wild Animals – Black & White

Class 015- Insects – Black & White

Class 016- Reptiles – Black & White

Class 017- Landscape – Black & White

Class 018 - Waterscape (Rivers, lakes, ocean as main subject) – Black & White

Class 019- Flowers – Black & White

Class 020- Trees – Black & White

Class 021- People – Black & White

Class 022- Vehicles (Cars, boats, etc.)– Black & White

Class 023- Buildings /

Architecture – Black & White

Class 024- Any Other; Specify

4-H - ARTS & CRAFTS

DIVISION 602

Class 001 - Drawing

Class 002 - Mixed Media

Class 003 - Painting

Class 004 - Digital Art

Class 005 - 3-D Artworks

Class 006 - Ceramics

Class 007 - Origami

Class 008 - Sewing, Fabric, Textiles

Class 009 - Knitting, Crochet, Needlework

Class 010 - Quilts, Blankets, Throws

Class 011 - Woodworking

Class 012 - Any Other Art or Crafts

Class 013- Paper Crafts

DIVISION 603 – DECORATED FOOD ITEMS

Cakes may be made with a Styrofoam base or have a real cake base.

Class 001 - Cakes – 1 cake

Class 002- Cookies – 6 cookies

Class 003 - Cupcakes – 4 cupcakes

Class 004 - Cake Pops / Balls – 4 items





DIVISION 604 – FOODS

Class 001 - Yeast Bread – ½ loaf + 1 wrapped slice
 Class 002- Quick Bread – ½ loaf + 1 wrapped slice
 Class 003 - Other Breads – ½ loaf + 1 wrapped slice
 Class 004 - Muffins – 5 Items
 Class 005 - Biscuits - 5 Items
 Class 006 - Cake; Specify ½ cake + 1 wrapped slice
 Class 007 - Cookies (Drop) – 6 Items
 Class 008 - Cookies (Bar) – 6 Items
 Class 009 - Cookies (Other); Specify – 6 Items
 Class 010 - Candy; Specify – 6 Items
 Class 011 - Pie, Specify – 1 Pie
 Class 012 - Any Other Specify

4-H - PRESERVED FOODS

All entries must have been canned or prepared by the exhibitor since the close of last year's fair; October 22nd, 2024.

Canned goods must be in jars specifically designed for canning.

Each entry must be properly and completely sealed; no paraffin seals. Rings must be clean and loosened.

All canned goods must be prepared in accordance with the guidelines in the Ball Blue Book of Canning, Freezing, and Dehydration, or as specified on www.homecanning.com
 Entries must be accurately labeled and include Name of product, date of pack, method used (boiling water or steam pressure), and processing time.

Each entry will be opened by the judge.

No fabric toppers or decorations allowed.

Please note the headspace allowances: Low-acid foods, vegetables and meats = 1-inch Acidic foods, fruits, and tomatoes = ½ inch Juices, jams, jellies, pickles, relishes = ¼ inch

DIVISION 605 – PRESERVED FOODS

2 standard canning jars

Class 001 - Canned Fruit; Specify

Class 002 - Canned Vegetables; Specify

Class 003 - Jams, Any; Specify

Class 004 - Jellies, Any; Specify

Class 005 - Preserves, Marmalades, Butters, Class - Any; Specify

Class 006 - Pickles, Relishes, Sauces, Any; Class - Specify Dehydrated Foods, Any

(1 fruit roll, 4 pieces of jerky)

Class 007 - Any Other; Specify

GIRL SCOUTS **DIVISIONS**

Danish Judging

Open to Girl Scouts at all levels. Danish Judging, with each entry being judged on its own merits, will be used. A separate entry form is to be used for all Girl Scout entries. Girl Scouts may also enter any non-Scout project as a Junior entry in the Junior Department. Judging criteria will include workmanship, overall appearance, and creativity. Please use our group entry form for all Girl Scout entries.

DIVISION 610 – YOUTH ORGANIZATION BOOTH

Incorporate the fair theme (Desert Dreams on Desert Sands) in showcasing your organization.

Please see Set up times/drop off times on page 8

Youth participation in preparation and setup weighs heavily in the judging.

LIVING SKILLS DIVISION 611 – HOBBIES

Class 001 Daisy
Class 002 Brownies
Class 003 Juniors
Class 004 Cadetts
Class 005 Seniors
Class 006 Ambassador

DIVISION 612– STITCH IT TOGETHER

Examples: Button Collages, Embroidery, Patchwork Quilts, etc.

Class 001 Daisy
Class 002 Brownies
Class 003 Juniors
Class 004 Cadetts
Class 005 Seniors
Class 006 Ambassador



DIVISION 613- COLORS & SHAPES

Examples: Weaving color patterns, yarn painting, dough shapes, etc.

Class 001 Daisy
Class 002 Brownies
Class 003 Juniors
Class 004 Cadetts
Class 005 Seniors
Class 006 Ambassador

DIVISION 614- JEWELRY AND ACCESSORIES

Examples: Necklace, Bracelet, Pin Purse, Scarf, etc.

Class 001 Daisy
Class 002 Brownies
Class 003 Juniors
Class 004 Cadetts
Class 005 Seniors
Class 006 Ambassador

DIVISION 615 - PAINTINGS & DRAWINGS

Examples: Weaving color patterns, yarn painting, dough shapes, etc.

Class 001 Daisy
Class 002 Brownies
Class 003 Juniors
Class 004 Cadetts
Class 005 Seniors
Class 006 Ambassador

WHATS OUT THERE?

DIVISION 616 – CARVING & WOODWORKING

Any Media: Wood, Soap, etc.

Class 001 Daisy
Class 002 Brownies
Class 003 Juniors
Class 004 Cadetts
Class 005 Seniors
Class 006 Ambassador

DIVISION 617– SCIENCE WONDERS

Examples

Homegrown Crystals, etc.

Class 001 Daisy
Class 002 Brownies
Class 003 Juniors
Class 004 Cadetts
Class 005 Seniors
Class 006 Ambassador



DIVISION 618 – PUPPETS, DOLLS, & PLAYS

Examples: Finger Puppets, Yarn Dolls, Marionettes, etc.

Class 001 Daisy
Class 002 Brownies
Class 003 Juniors
Class 004 Cadetts
Class 005 Seniors
Class 006 Ambassador

Special notes

Collections MUST be accompanied by a About the Artist, giving a brief history of when and why the collection was started, why the theme of the collection is important to the collector and mentioning any unique items in the collection. The write up is a major part of the judging Provide a photograph of the collection, if possible, with the entry form.

No more than half of the items may have been shown at a previous Desert Empire Fair. Significant additions must have been made sense then.

Collections must be arranged by the exhibitor.

The exhibitor may provide a display case if desired.

DIVISION 619 – RECYCLE IT

Examples: See **YESTERDAY’S TRASH** for Special Rules.

CLASS

Class 001 Daisy
Class 002 Brownies
Class 003 Juniors
Class 004 Cadetts
Class 005 Seniors
Class 006 Ambassador

PEOPLE OF THE WORLD

DIVISION 620 – CRAFTS

Examples: Ethnic Jewelry, Clothing, Origami, Egg Painting, etc.

Class 001 Daisy
Class 002 Brownies
Class 003 Juniors
Class 004 Cadetts
Class 005 Seniors
Class 006 Ambassador

DIVISION 621 - Highest awards

Class 1- Show case your accomplishments

Class 001 Juniors
Class 002 Cadetts
Class 003 Seniors
Class 004 Ambassador

Scouting America™

Things to know:

Open to Boy Scouts at all levels.

Danish Judging, with each entry being judged on its own merits, will be used.

A separate entry form is to be used for all Boy Scout entries.

Boy Scouts may also enter any non-Scout project as a Junior entry in the Junior Department. Judging criteria will include workmanship, overall appearance, and creativity. Please use our group entry form for all Boy Scout entries.

SPECIAL RULES FOR COLLECTIONS:

Collections **MUST** be accompanied by a About the Artist statement giving a brief history of when and why the collection was started, why the theme of the collection is important to the collector and mentioning any unique items in the collection. The write up is a major part of the judging.

Provide a photograph of the collection, if possible, with the entry form.

No more than half of the items may have been shown at a previous Desert Empire Fair. Significant additions must have been made sense then.

Special set-up date: Oct. 16th , from 2pm-6pm.

Collections must be arranged by the exhibitor.

The exhibitor may provide a display case if desired.



DIVISION 630 – CUB SCOUTS CLASS

- Class 1-** Pinewood Derby Car
- Class 2 -**Rain gutter Regatta Boat
- Class 3 -** Patch Collection Display
(Note size of display on entry form)
- Class 4 -** Arts & Crafts Project
- Class 5 -** Leathercraft Project
- Class 6 -** Woodworking
- Class 7 -** Other as approved by Leader; Specify

DIVISION 631 – BOY SCOUTS CLASS

- Class 1 -**Beadwork
- Class 2-**Indian craft
- Class 3** Leather Craft
- Class 4** Wood Project
- Class 5** Patch Collection Display
(Note size of display on entry form)
- Class 6** Other, as approved by Leader; Specific

DIVISION 632 – YOUTH ORGANIZATION BOOTH

Incorporate the fair theme in showcasing your organization.

Class 1 -Lion

Class 2 -Tiger

Class 3 - Wolf

Class 4 - Bear

Class 5 – Webelos

Class 6 - BSA

Class 7 – Pack/ Troop

eligible for the “Best Use of Fair Theme (Desert Dreams on Desert Sands) by a Youth Organization: ribbon.

Youth participation in preparation and setup weighs heavily in the judging.

DIVISION 633 Highest awards

Class 1 BSA



School entries



EDUCATION & SCHOOL PROJECTS

ENTRY GUIDE

Admission Tickets for Exhibitors

Each exhibitor who submits an entry for judging will receive one (1) admission ticket per student/entry. Please be sure to provide the total entries on the entry form. Try to be as close as possible.

**Pick Up/Drop Off Service for Teachers **

The Fair will set up times and dates other than listed on page 8 if requested in advance
Elementary School Categories K-6

No Entry Fee. No Entry Limit.

Elementary School Projects Special Rules

Submitted Entries

Entries must be clean, neat, and ready for display. Spray adhesives and rubber cement do not hold well.

Use dry mount or permanent adhesives when possible.

Please include the student's first and last name,

school, and teacher on the back of all entries.

Creative Writing:

Creative Writing with an artistic element (watercolor poetry, for example) may be submitted physically provided it is properly mounted on mat board or heavy card stock. Creative Writing is limited to one page.

Painting & Drawing:

Maximum size: 18" x 24" (only canvas artwork should be framed & must be ready to hang with picture wire). Any non-canvas artwork that is framed may be displayed virtually if space is limited

All submitted flat art entries must be mounted on mat board or heavy card stock

Charcoal, pastel, and pencil drawings should be protected for handling by spraying with inexpensive hair spray or a similar spray fixative

Science Projects

- Science projects may include a poster board (maximum size: 18" x 22") or educational displays (cardboard or foam board bi-fold or trifold).



Creative Writing:

Creative Writing entries should be submitted digitally via PDF into the Google Drive folder provided.

Only the first two pages of creative writing will be judged.

Creative writing only. Reports will not be accepted or judged.

Display, Handling, & Presentation of Entries:

The Fair Association reserves the right to refuse any entry or refuse to display any entry considered not to be in the best interest of the Fair. No entry will be accepted where an exhibitor prescribes conditions under which they will exhibit. Once submitted, all exhibits are under the direct control of the Fair Association and cannot be removed until the specified release day.

Elementary TK- 6

Division 670 – Elementary Arts & Crafts 3-D Arts & Crafts Entries

Class 001 TK-2
Class 002 3-6

DIVISION 671 - Collage & Assemblage

Class 001 TK-2
Class 002 3-6

Division 672 – Elementary Community, Heritage, & Sustainability

Eco-Friendly Crafts

Class 001 TK-2
Class 002 3-6

Division 673 - History/Social Studies/Heritage

Class 001 TK-2
Class 002 3-6

Division 674 – Elementary Creative Writing Poetry & Short Stories

Class 002 3-6

Division 675 – Elementary Painting & Drawing Drawings—Pencil and/or Colored Pencil

Class 001 TK-2
Class 002 3-6

Division 676 - Drawings—Pen (Marker, Ink, etc.)

Class 001 TK-2
Class 002 3-6

Division 677 - Drawings—Any Other (Crayon, Pastel, etc.)

Class 001 TK-2
Class 002 3-6

Division 678 - Paintings—Watercolor

Class 001 TK-2
Class 002 3-6

Division 679 - Paintings—Acrylic/Oil

Class 001 TK-2
Class 002 3-6

Division 680 - Paintings—Any Other (Tempera, Spray Paint, etc.)

Class 001 TK-2
Class 002 3-6

Division 681 - Combination of Painting & Drawing

Class 001 TK-2
Class 002 3-6

Division 682 - Bubble, Resist, Sponge, etc. Painting & Drawing

Class 001 TK-2
Class 002 3-6

Division 683 - Directed Painting or Drawing

Class 001 TK-2
Class 002 3-6



Science Projects

Class 001 TK-2

Class 002 3-6

Math Art

Class 001 TK-2

Class 002 3-6

Class 001 TK-2

Class 002 3-6

Elementary School Fair Themed(Desert Dreams on Desert Sands)

Class 001 TK-2

Class 002 3-6

Class 001 TK-2

Class 002 3-6

Class 001 TK-2

Class 002 3-6

Class 001 TK-2

Class 002 3-6

Elementary School Literature Based Art

Class 001 TK-2

Class 002 3-6

ELL/RSP/SDC Students

Class 001 TK-2

Class 002 3-6

Class 001 TK-2

Class 002 3-6

Division 693 – Metal Work

Any Metal Work Entry

Class 001 7-8

Class 002 9-10

Class 003 11-12

Any Wood Turning Entry

Class 001 7-8

Class 002 9-10

Class 003 11-12

Furniture (bench, chair, table, etc.)

Class 001 7-8

Class 002 9-10

Class 003 11-12

Division 696 - Any Other Wood Working Entry

Class 001 7-8

Class 002 9-10

Class 003 11-12



Division 697 – Arts & Crafts

3-D Art, Except Ceramics

Class 001 7-8

Class 002 9-10

Class 003 11-12

Division - Ceramics

Class 001 7-8

Class 002 9-10

Class 003 11-12

Division 698 - Mosaic, Collage,

Assemblage

Class 001 7-8

Class 002 9-10

Class 003 11-12

Division 699 - Any other (crafts, woodburning, etc)

Class 001 7-8

Class 002 9-10

Class 003 11-12

Division 700 - Arts & Crafts Group Project

Class 001 7-8

Class 002 9-10

Class 003 11-12

special Rules

Entries must be clean, neat, and ready for display.

Spray adhesives, rubber cement, and masking tape do not reliably hold.

Please use permanent adhesive when possible.

Weight limit: 25 pounds without prior approval

Community, Heritage, & Sustainability

Division 701 – Community, Heritage, & Sustainability Community/Civic Engagement

Class 001 7-8

Class 002 9-10

Class 003 11-12

Division 702 Eco-Friendly Crafts

Class 001 7-8

Class 002 9-10

Class 003 11-12

Division 703 History/Social Studies/Heritage

Class 001 7-8

Class 002 9-10

Class 003 11-12

Special Rules:

Items may be flat or 3-Dimensional.

All flat physically submitted entries must be mounted on mat board or heavy card stock.

Flat art maximum size is 18" x 24".

Spray adhesives and rubber cement do not hold well. Use dry mount or permanent adhesives when possible

Division 704 Fair Themed Art School Projects

(Desert Dreams on Desert Sands)

Fair Themed Painting or Drawing

Class 001 7-8

Class 002 9-10

Class 003 11-12

Division 705 Fair Themed Any Other Project (Crafts, Creative Writing, Poster, etc.)

Class 001 7-8

Class 002 9-10

Class 003 11-12

Special Rules:

Items may be flat or 3-Dimensional.

All flat physically submitted entries must be mounted on mat board or heavy card stock.

Flat art maximum size is 18" x 24".

Spray adhesives and rubber cement do not hold well. Use dry mount or permanent adhesives when possible.

Fair Themed Art Entries should showcase the 2025 DEF Fair Theme (Desert Dreams on Desert Sands)





Division 706 – Home Economics

Interior/Fashion Design Drawings

Class 001 7-8
Class 002 9-10
Class 003 11-12

Division 707 Clothing/Clothing

Accessories

Class 001 7-8
Class 002 9-10
Class 003 11-12

Division 708 Any Other (bags, pillows, quilting, etc.)

Class 001 7-8
Class 002 9-10
Class 003 11-12

Special Rules

Entries must be clean, neat, and ready for display.

Items that are soiled or showing wear will not be accepted, judged, or displayed.

All quilts and wall hangings should include a sleeve to accommodate a cross pole for hanging.

All physically submitted interior/fashion design entries must be mounted on mat board or heavy card stock. Maximum size for interior/fashion design entries is 18" x 24". Spray adhesives and rubber cement do not hold well. Use dry mount or permanent adhesives when possible.

Intellectual, Developmental, & Physical Disabilities School Projects – Physically Submitted Entries by Students with Intellectual, Developmental, & Physical Disabilities

Division 709 - ELL/RSP/SDC Students

Class 001 7-8
Class 002 9-10
Class 003 11-12

Division 710 - CLS/FLS Students

Class 001 7-8
Class 002 9-10
Class 003 11-12

Special Rules

Entries must be clean, neat, and ready for display.

All physically submitted flat art entries must be mounted on mat board or heavy card stock.

Spray adhesives and rubber cement do not hold well. Use dry mount or permanent adhesives when possible.

Literature Inspired Art School Projects

Division 711 – Literature Inspired Art

Literature Inspired Art
Class 001 7-8
Class 002 9-10
Class 003 11-12

Special Rules

Items may be flat or 3-Dimensional. All flat physically submitted entries must be mounted on mat board or heavy card stock.

Flat art maximum size is 18" x 24". Spray adhesives and rubber cement do not hold well. Use dry mount or permanent adhesives when possible.

Painting & Drawing School Projects

– Painting

Division 712 - Watercolor

Class 001 7-8
Class 002 9-10
Class 003 11-12

Division 713 - Oil/Acrylic


Class 001 7-8
Class 002 9-10
Class 003 11-12

Division 714 - Painting, Other Media

Class 001 7-8
Class 002 9-10
Class 003 11-12

Division 715 - Painting Mixed Media

Class 001 7-8
Class 002 9-10
Class 003 11-12



Division 716 – Drawing

Pencil

Class 001 7-8

Class 002 9-10

Class 003 11-12

Division 717 - Colored Pencil

Class 001 7-8

Class 002 9-10

Class 003 11-12

Division 718 - Ink

Class 001 7-8

Class 002 9-10

Class 003 11-12

Division 719 -Drawing, Mixed Media

Class 001 7-8

Class 002 9-10

Class 003 11-12

Division 720 -Drawing, Other Media

Class 001 7-8

Class 002 9-10

Class 003 11-12

Division 721 – Combination of Painting & Drawing

Combination of Painting & Drawing

Class 001 7-8

Class 002 9-10

Class 003 11-12



Special Rules

Flat art only. Please enter 3-D art pieces under Arts & Crafts.

Maximum size: 24" x 36" including frame (only canvas artwork should be framed).
All physically submitted entries must be mounted on mat board or heavy card stock.

Only canvas artwork may be framed and must be ready to hang with picture wire.

Any non-canvas artwork that is framed may be displayed virtually if space is limited.

Spray adhesives and rubber cement do not hold well. Use dry mount or permanent adhesives when possible.

Charcoal, pastel, and pencil drawings should be protected for handling by spraying with inexpensive hair spray or a similar spray fixative.

Photography School Projects

Division 722 – Traditional Photography

Any Traditional Photography Entry

Class 001 7-8

Class 002 9-10

Class 003 11-12

Division 723 – Digital Photography

Use the following class code for each division listed below

Class 001 7-8

Class 002 9-10

Class 003 11-12

Division 724 – Action

Division 725 – Architectural

Division 726 – Candid, Animal or People

Division 727 – Nature Study & Landscape

Division 728 – Portrait, Animal

Division 729 – Portrait, People

Division 730 – Scenes

Division 731 – Still Life

Division 732 – Special Effects/Composite

Division 733 – Commercial/Advertising Project

Division 734 – Fair Theme (Desert Dreams on Desert Sands)

Division 735 – Abstract

Division 736 – Photoshopping Abstract

Division 737 – Macro/Bokeh (extreme close-up)

Division 723 – Warped Perspective (fisheye, tilt-shift, etc.)

Division 738 – Color Emphasis

Division 739 – Tryptic

Traditional Photography: Photos shot on film and developed by the exhibitor using wet chemical processing.

Photos may not be entered in more than one class.
Duplicate photos will be disqualified.

Minor edits to photos in all categories are allowed, including cropping, red-eye removal, and brightness adjustment.

Spray adhesives and rubber cement do not hold well. Use dry mount or permanent adhesives when possible.

Division 990 (Virtually submitted, judged, and displayed photos) should be saved using the following model

Science Projects

Class 002 9-10

Class 003 11-12

Class 001 7-8

Class 002 9-10

Class 003 11-12

Class 001 7-8

Class 002 9-10

Class 003 11-12

Class 001 7-8

Class 002 9-10

Class 003 11-12

Class 001 7-8

Class 002 9-10

Class 003 11-12



This division is for entries related to STEAM
(Science, Technology, Engineering, Art, Math).

Exhibits may include a poster board with a maximum size: 22" x 30" or educational displays (cardboard or foam board bi-fold or tri-fold).

Maximum size: 18" x 24" including frame (only canvas artwork should be framed).

All physically submitted entries must be mounted on mat board or heavy card stock.

Spray adhesives and rubber cement do not hold well. Use dry mount or permanent adhesives when possible.

Division 983 (Virtually submitted, judged, and displayed entries) should be saved using the following model:

Y/A/S - information -Circle one
first initial, last name

Division & class:

Title of submittal

Circle one
Amateur/ ADVANCED AMATEUR/
PROFESHIONAL

placed:



Y/A/S - information -Circle one
first initial, last name

Division & class:

Title of submittal

Circle one
Amateur/ ADVANCED AMATEUR/
PROFESHIONAL

placed:



Y/A/S - information -Circle one
first initial, last name

Division & class:

Title of submittal

Circle one
Amateur/ ADVANCED AMATEUR/
PROFESHIONAL

placed:



Y/A/S - information -Circle one
first initial, last name

Division & class:

Title of submittal

Circle one
Amateur/ ADVANCED AMATEUR/
PROFESHIONAL

placed:



Y/A/S - information -Circle one
first initial, last name

Division & class:

Title of submittal

Circle one
Amateur/ ADVANCED AMATEUR/
PROFESHIONAL

placed:



Y/A/S - information -Circle one
first initial, last name

Division & class:

Title of submittal

Circle one
Amateur/ ADVANCED AMATEUR/
PROFESHIONAL

placed:










Youth/student group entry information		Youth/student group entry information	
School/group name/leader/teacher name		School/group name/leader/teacher name	
Division & class:		Division & class:	
Title of submittal		Title of submittal	
<u>Circle one</u> Amateur/ ADVANCED AMATEUR/ PROFESHIONAL		<u>Circle one</u> Amateur/ ADVANCED AMATEUR/ PROFESHIONAL	
<u>placed:</u>		<u>placed:</u>	
			
Youth/student group entry information		Youth/student group entry information	
School/group name/leader/teacher name		School/group name/leader/teacher name	
Division & class:		Division & class:	
Title of submittal		Title of submittal	
<u>Circle one</u> Amateur/ ADVANCED AMATEUR/ PROFESHIONAL		<u>Circle one</u> Amateur/ ADVANCED AMATEUR/ PROFESHIONAL	
<u>placed:</u>		<u>placed:</u>	
			
Youth/student group entry information		Youth/student group entry information	
School/group name/leader/teacher name		School/group name/leader/teacher name	
Division & class:		Division & class:	
Title of submittal		Title of submittal	
<u>Circle one</u> Amateur/ ADVANCED AMATEUR/ PROFESHIONAL		<u>Circle one</u> Amateur/ ADVANCED AMATEUR/ PROFESHIONAL	
<u>placed:</u>		<u>placed:</u>	
			

Photo tips and tricks

Preparing Your Entry for Delivery

2-Dimensional Work: Please note all 2-D entries must have a hanging wire or hooks on the back. This applies to mounted on mat or foam board as well as framed entries. All 2-D work must have stiff backing, no loose paper. Please see the sample image to the right. Do not affix any adhesives such as Velcro, sticky tape, sticky tabs, etc. These methods are unsafe and will not be used. Framed entries may use PlexiGlass, no real glass. If your entry is not properly mounted or framed with hanging wire or hooks, it will be disqualified. All entries: Must have their entry tag affixed to the back of their work or bottom (for 3-dimensional work). Your tag will be emailed to you.



About the Artist Statement

Exhibitors may write an “About the Artist” statement. The artist’s Statement is optional. The “About the Artist” statement should tell the Fair guests about the artist and/or their accepted work(s). Requirements:

- No longer than one (1) page.
- All submissions must be in a Microsoft Word document.
- Arial 12 font.
- (if youth) Have a parent or legal guardian proof your writing and to make sure no sensitive information is present. DO NOT INCLUDE the students’ phone number, address, or other personal contact information. When you e-mail your submission, have the title read: Exhibitor Name, Competition, Artist Statement.

The statements will be displayed in a binder located under photo display. Your statement may be edited for length or continuity. Artists’ statements will be made available to the public during the exhibition and

exhibitors are reminded **not to include private or confidential information in this document. Just title of submittal div / class**

Artist’s Statement should be emailed to stillexhibits@desertempirefair.com Due by 09/12/2025.

Submission of these documents is optional, but artists are encouraged to provide them.

Images must be an accurate representation of the artwork.

Misrepresented entries will be disqualified and not exhibited.

If the artwork is already framed, take it out, if possible, to photograph it.

Do not caption or “watermark” the digital image.

Photo maximum file size 7 MB, if file size is larger, use a photo editing program to resize file.


Free programs available:

Microsoft image resizer/ Microsoft Photo editor/ Picasa/ infranview/ photoscape.

This is just a few to use, you are free to use whatever program you like.


Fill the Frame

Do not include background items Get as close as you can to your artwork as possible. Make sure only your artwork fills the entire frame



Shoot Straight

Stand your art up and take your picture at the same level as your artwork.



3-D Entries

Photograph 3-D entries from 3 different angles to show every detail.



Photographs & Graphic Art

Convert the original image file to a 6 MB .jpeg, .gif, .bmp, .png or .tiff file



Focus

Make sure your photo is in focus



Do not include

_background items

For 3-D items, use draped fabric for a natural background. Include frame only if considered part of the artwork.



Use natural Lighting

Outdoor light gives the best results. A flash may reflect off smooth surfaces or make your image look flat



Where to get photo matting supplies

Links

https://www.amazon.com/hp/wlp/pipeline/membersignup?ref=primedp_ventures_desktopBelowThreshold&primeCampaignId=primedp_ventures_desktopBelowThreshold

<https://www.clearbags.com/>

<https://www.tyndellphotographic.com/>

<https://www.framedestination.com/>

<https://www.etsy.com/listing/969346017/custom-picture-frame-mat-board-variety?gpla=1&gao=1&gQT=1>

<https://www.dickblick.com/>

<https://www.michaels.com/makerplace>

<https://goldenstateart.com/>

<https://www.redimat.com/>

ULINE




ArtToFrames



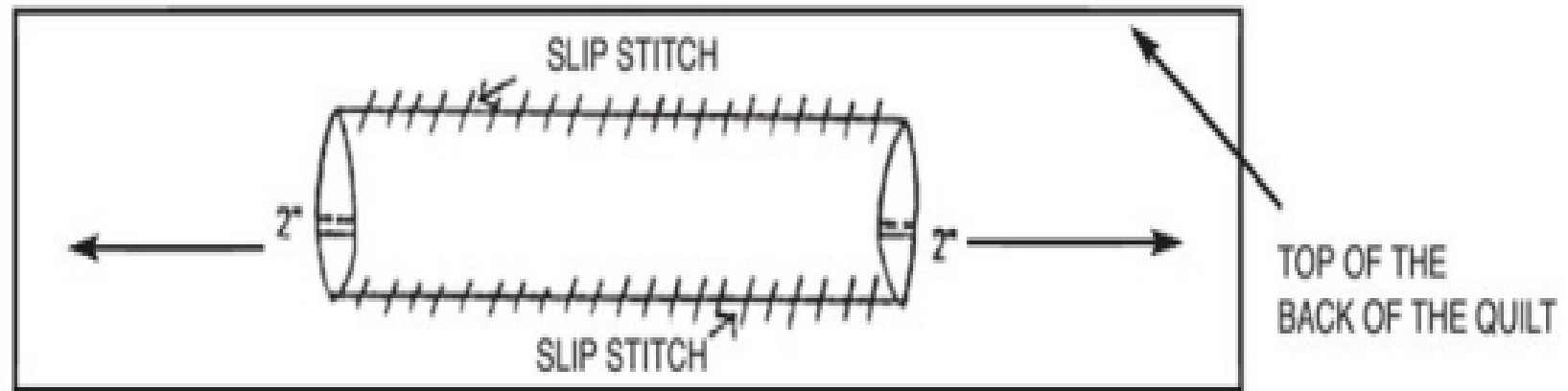
wholesaleartsframes.com
Los Angeles | Miami

MATBOARD 



Quilting sleeve information

TO MAKE A SLEEVE: CUT FABRIC 9" WIDE AND AS LONG AS THE WIDTH OF YOUR QUILT. FOLD STRIP LENGTHWISE AND SEW LONG EDGES TOGETHER USING 1/2" SEAM. CENTER SEAM ON BACK SIDE OF THE QUILT JUST BELOW THE BINDING. PRESS SLEEVE FLAT. SLIP STITCH TOP AND BOTTOM OF SLEEVE ACROSS THE TOP OF THE BACK OF THE QUILT JUST BELOW THE BINDING.



All quilts must have this attached for displaying

Things to Know: Scrapbooking

- Single page or two-page spread, not back-to-back.
- No books.
- Page Protectors must be on pages.
- All four edges should be secured to help keep pages intact during entry processing, judging, and display.
- Judging will consider Journaling, Arrangement, Creativity, and Craftsmanship.
- All items part of the judging must be visible without opening the protective sleeve.



DEFINITIONS:

AMATEUR: Beginning artist who are new to the field and engage in the activity as a pastime rather than a profession. **(A)**

ADVANCED AMATEUR: Those who have advanced to a level beyond beginner and for whom the activity is a pastime. **(AA)**

PROFESSIONAL: Those who engage in the activity as a livelihood rather than a hobby. **(P)**

Pease be sure to circle **Circle one A/AA/P** on your tag.