


CAVITY PROTECTION LINER - FIT Speed Oven



RECOMMENDATION:

- Enhance your oven's performance with this effective solution. Ideal for commercial kitchens using Fit Express for high-volume food preparation. Protects oven cavities from dirt and grease, ensuring easier cleaning and boosting overall productivity.

TECHNICAL FEATURES:

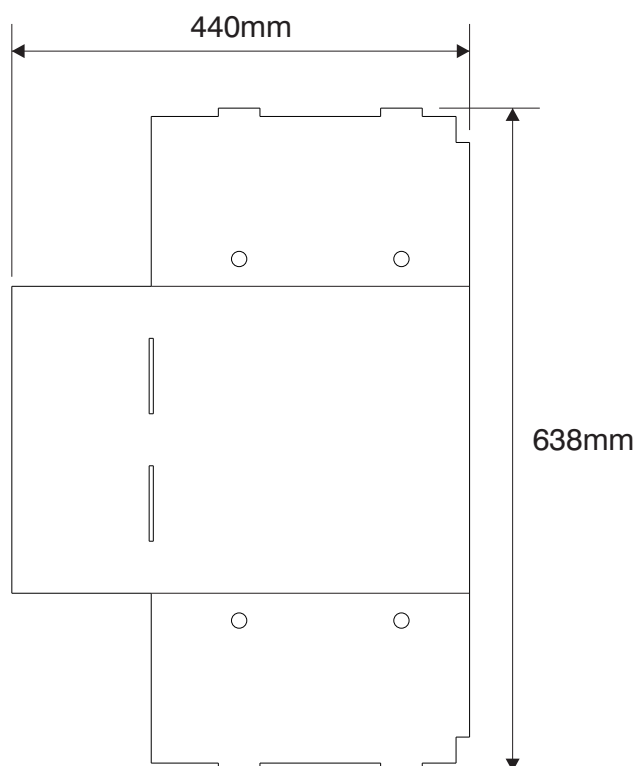
- Easy to install and remove.
- Simplifies cleaning—just rinse with water and neutral detergent.
- Made from high-quality material
- Resistant to high temperatures.

FIT EXPRESS WITH CAVITY PROTECTION LINER - FIT

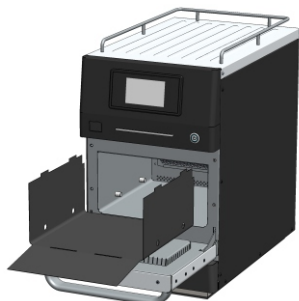


(Oven sold separately)

DIMENSIONS



ASSEMBLY INSTRUCTIONS – CAVITY PROTECTION LINER - FIT

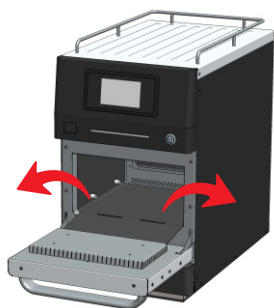
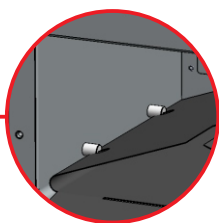


BEFORE STARTING: REMOVE THE SPEED GRILL FROM THE EQUIPMENT.

1- WITH THE EQUIPMENT DOOR OPEN, POSITION THE CAVITY PROTECTION LINER - FIT IN FRONT OF THE OVEN CAVITY.



2- FOLD SIZE FLAPS AND FIT THE CAVITY PROTECTION LINER - FIT INTO THE EQUIPMENT AND THEN SIDE GUIDES AS SHOWN.



3- FULLY OPEN THE CAVITY PROTECTION LINER - FIT FLAPS, ADJUSTING IT UNTIL IT IS PROPERLY SEATED.



4- REINSTALL THE SPEED GRILL IN THE EQUIPMENT TO COMPLETE THE ASSEMBLY.



CLEANING INSTRUCTION

CLEAN WITH A NON-ABRASIVE SPONGE AND NEUTRAL DETERGENT, RINSE UNDER RUNNING WATER, DRY WITH A SOFT CLOTH, AND DO NOT USE A DISHWASHER.