



# Glydea™ Range



Silent motorization solution for curtains  
in high-end residential & hospitality projects

## CONTENTS

Glydea™, your guarantee of added value in a demanding market	p. 4
Glydea™, the difference is in the detail	p. 6
Glydea™, everywhere flexibility is the rule	p. 8
Glydea™, compatible with the RTS control unit range	p. 10



## Glydea™ broadens your horizons



Glydea™ curtain motorization solutions meet the requirements of the most prestigious projects.

Motorized curtains are becoming a common feature of top-of-the-range projects such as high-quality hotels, luxury homes, meeting and conference venues.

Glydea™ is discreet, flexible and robust, offering personalized solutions to serve your imagination and broaden your horizons.

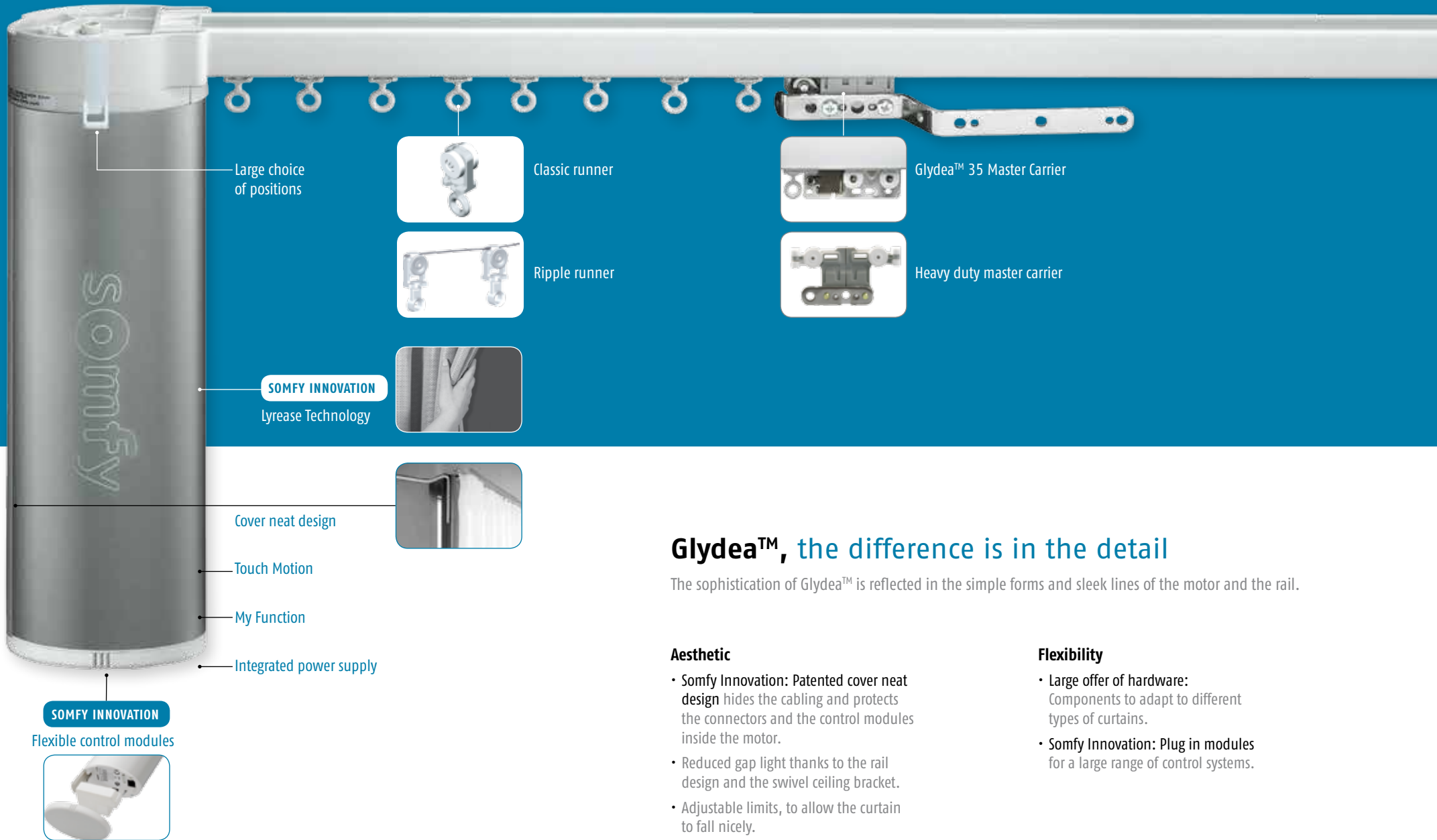
## Glydea™, your guarantee of added value in a demanding market

With Glydea™ motorization solutions, make your venue stand out in terms of image, usage and functionality.

- Glydea™ improves the image of a venue and makes the job of service personnel easier.
- Glydea™ provides the level of comfort reliability that users and guests expect of venues of this type.
- The automated feature of Glydea™ motorization solutions contributes to energy savings and security (presence simulation).
- Glydea™ extends the lifespan of your curtains, avoiding the damage caused by manual operation.







## Glydea™, the difference is in the detail

The sophistication of Glydea™ is reflected in the simple forms and sleek lines of the motor and the rail.

### Aesthetic

- Somfy Innovation: Patented cover neat design hides the cabling and protects the connectors and the control modules inside the motor.
- Reduced gap light thanks to the rail design and the swivel ceiling bracket.
- Adjustable limits, to allow the curtain to fall nicely.

### Flexibility

- Large offer of hardware: Components to adapt to different types of curtains.
- Somfy Innovation: Plug in modules for a large range of control systems.



Rail 300 mm curving radius



One touch ceiling bracket: easy installation



Swivel ceiling bracket: minimum light gap

Timing belt with fabric on both side

Motor can be positioned on opposite side on site

### Quiet

- Low noise level of the motorized track (<44 dB(A)), thanks to the motor design and the use of a timing belt.
- Soft start and soft stop.

### Efficiency

- Touch Motion feature, to open and close the curtain simply by pulling on the fabric.
- "My" function, to automatically control the curtain to a preferred position.
- Adjustable speed: 12.5 cm/s to 20 cm/s.

### Robust Design

- Somfy Innovation: Lyrease mechanical system which disengages automatically the motor drive shaft for manual operation preserving the fabric.
- Setting buttons and cabling not accessible to the end user.
- No maintenance necessary after installation.

### Glydea™, Somfy quality

Tested for 15 years of operation.  
5 years international warranty.  
International certifications.



# Glydea™, everywhere flexibility is the rule

The flexibility of Glydea™ gives all the solutions to answer to the most demanding projects.


## Adaptability

- A large range of solutions, with only one rail, two types of motors, and several control modules.
- The offers can be personalized thanks to a large range of options.

## Universal



- Rail up to 10 m long.
- Bending radius from 300 mm.
- Large choice of rail shapes.
- Curtain weight up to 60 kg.
- Large range of accessories to adapt to different types of curtains.



## Large offer for all curtain types and shapes

		LATERAL OPENING	CENTRAL OPENING	OTHER SHAPE TYPES
Glydea™ 35e				
		35 kg / 10 m	35 kg / 10 m	
Glydea™ 60e				
		60 kg / 15 m	60 kg / 15 m	



## Technical characteristics

	Glydea™ 35e	Glydea™ 60e
Nominal voltage	90 V to 250 V - 50/60 Hz, Class 1	
Average linear speed	12.5 - 15 - 17.5 - 20cm/s	
Power consumption	60 W	120 W
Curtain maximum weight	35 Kg	60 kg
Track maximum length	10 m	15 m
Maximum number of junctions	2	
Minimum bending radius	300 mm	
Minimum curving radius	3 m	
Motorized track noise level	≤44 dB(A)	
RTS control	Through external module	
Cable cover	✓	✓
Soft start and stop	✓	✓
Top mounting assembling	✓	✓
Intermediate position	✓	✓
Manual override	✓	✓
Touch motion	✓	✓
Automatic limits	✓	✓
Adjustable limits	✓	✓
Motor direction change	✓	✓
DCT ergonomics setting	✓	✓
LED status indicator	✓	✓

## Large choice of control systems



### Standard compatibilities

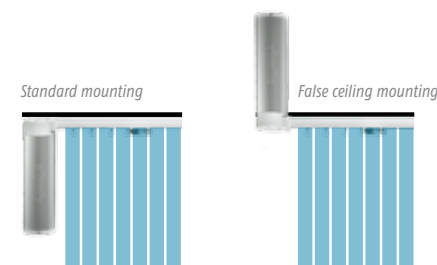
- Hotel or Home Automation dry contact or AC switching relays.
- AC switches and control systems.
- Double or triple push button switches.
- Somfy or universal infrared transmitters.

### Glydea™ can be equipped with plug in modules to interface with additional control technologies

RTS receivers,  
compatibility with all the Somfy RTS controls.

## Easy installation


- From plug and play to more advanced solutions.
- Motor can be also hidden in false ceilings.
- Motor position (left or right) can be changed on site.
- Automatic or adjustable limit setting.
- One touch or swivel ceiling bracket.
- Integrated 24V power supply.




# Glydea™, compatible with the RTS control unit range


Individual and group control with Telis transmitter or/and wall switch.


## Wall-mounted individual control

Smoove 1 open/close RTS				
	Wall-mounted, sensitive, single-channel control unit. • Open, close and stop functions. • «my» favorite position. <i>(frames to be ordered separately)</i>			
	<table border="1"> <tr> <td>Pure Shine</td> <td>Ref. 1 811 011</td> </tr> <tr> <td>Black Shine</td> <td>Ref. 1 811 009</td> </tr> </table>	Pure Shine	Ref. 1 811 011	Black Shine
Pure Shine	Ref. 1 811 011			
Black Shine	Ref. 1 811 009			


Wall switch frames		
	Frames to be used with Smoove RTS wall switch.	
	Pure	Ref. 9 015 022
	Silver Lounge	Ref. 9 015 024
	Silver Mat	Ref. 9 015 025
	Black	Ref. 9 015 023
	Light Bamboo	Ref. 9 015 027
	Amber Bamboo	Ref. 9 015 026
	Cherry	Ref. 9 015 236
Walnut	Ref. 9 015 237	


## Remote Control

Telis 1 RTS								
	Single-channel remote control. • Up, down and stop functions. • «my» favorite position.							
	<table border="1"> <tr> <td>Pure</td> <td>Ref. 1 810 630</td> </tr> <tr> <td>Patio</td> <td>Ref. 1 810 642</td> </tr> <tr> <td>Silver</td> <td>Ref. 1 810 637</td> </tr> <tr> <td>Lounge</td> <td>Ref. 1 810 649</td> </tr> </table>	Pure	Ref. 1 810 630	Patio	Ref. 1 810 642	Silver	Ref. 1 810 637	Lounge
Pure	Ref. 1 810 630							
Patio	Ref. 1 810 642							
Silver	Ref. 1 810 637							
Lounge	Ref. 1 810 649							


Telis 4 RTS								
	4+1- channel remote control. • Up, down and stop functions. • «my» favorite position.							
	<table border="1"> <tr> <td>Pure</td> <td>Ref. 1 810 631</td> </tr> <tr> <td>Patio</td> <td>Ref. 1 810 644</td> </tr> <tr> <td>Silver</td> <td>Ref. 1 810 638</td> </tr> <tr> <td>Lounge</td> <td>Ref. 1 810 651</td> </tr> </table>	Pure	Ref. 1 810 631	Patio	Ref. 1 810 644	Silver	Ref. 1 810 638	Lounge
Pure	Ref. 1 810 631							
Patio	Ref. 1 810 644							
Silver	Ref. 1 810 638							
Lounge	Ref. 1 810 651							


## Home control


Telis 16 RTS				
	Remote handset for controlling 16 pieces of equipment or groups of equipment. • On-screen display for programming and viewing functions. • Functions: > name the groups and identify them with icons. > Up, down and "my" favourite position. • Low battery indicator.			
	<table border="0"> <tr> <td>Pure Shine</td> <td>Ref. 1 811 079</td> </tr> <tr> <td>Silver Shine</td> <td>Ref. 1 811 080</td> </tr> </table>	Pure Shine	Ref. 1 811 079	Silver Shine
Pure Shine	Ref. 1 811 079			
Silver Shine	Ref. 1 811 080			

Telis 6 Chronis RTS				
	Centralised remote control with timer. • <b>Manual mode:</b> To operate six items of equipment or groups of equipment. Centralisation function. Option to name each group and find it easily on the screen. • <b>Automatic mode:</b> To program each day of the week separately, with up to six time slots per day. • Dusk function: programmed closing times are adapted according to the season. • Presence simulation function: to simulate presence while you are out.			
	<table border="0"> <tr> <td>Pure Shine</td> <td>Ref. 1 805 209</td> </tr> <tr> <td>Silver Shine</td> <td>Ref. 1 805 210</td> </tr> </table>	Pure Shine	Ref. 1 805 209	Silver Shine
Pure Shine	Ref. 1 805 209			
Silver Shine	Ref. 1 805 210			

## Sensors

Sunis Indoor WireFree™ RTS		
	Wireless indoor sun sensor for one window.	
	<table border="0"> <tr> <td>White</td> <td>Ref. 9 013 707</td> </tr> </table>	White
White	Ref. 9 013 707	

ThermoSunis Indoor WireFree™ RTS		
	Indoor wireless sun and temperature sensor for several windows.	
	<table border="0"> <tr> <td>White</td> <td>Ref. 1 810 925</td> </tr> </table>	White
White	Ref. 1 810 925	

Sunis WireFree™ RTS		
	Wireless façade sun sensor.	
	<table border="0"> <tr> <td>White</td> <td>Ref. 9 013 075</td> </tr> </table>	White
White	Ref. 9 013 075	

#### **SOUTH AFRICA**

Lagoon Beach Office Park  
Office 2, Block B  
3 Lagoon Beach Road  
Milnerton 7441, South Africa  
T +27 21 551 9698  
F +27 21 551 4024  
E [contact\\_za@somfy.com](mailto:contact_za@somfy.com)

[www.somfy.co.za](http://www.somfy.co.za)  
[www.somfyarchitecture.me](http://www.somfyarchitecture.me)

#### **TUNISIA**

Tanit Center  
Rte Gp9  
2046 Sidi Daoud  
La Marsa, Tunisia  
T +216 70 93 74 77  
F +216 70 93 63 70  
E [contact\\_tn@somfy.com](mailto:contact_tn@somfy.com)

#### **MOROCCO**

29, Rue Ibnou Majid Al Bahar  
Casablanca, Morocco  
T +212 5 22 44 35 00  
F +212 5 22 44 35 23  
E [contact\\_ma@somfy.com](mailto:contact_ma@somfy.com)

#### **ALGERIA**

19, Cirta Hydra road  
16 035 Alger, Algeria  
F +213 21 48 05 66  
M +213 770 17 11 17

#### **CENTRAL AFRICA**

T (Regional office) +961 1 427 888  
M (Sénégal) +221 77 297 3060

#### **EGYPT**

70 Al Thawra Street, 6<sup>th</sup> Floor  
Heliopolis, Cairo, Egypt  
T/F +20 2 2291 2600  
E [contact\\_eg@somfy.com](mailto:contact_eg@somfy.com)