

www.GalaxyBlinds.co.za




BLIND DESIGNS™
REFLECT YOUR STYLE

CURTAIN TRACKS
FUNCTION MEETS ELEGANCE




ShadeGlide curtain tracks



SHADEGLIDE WAND DRAWN

- Heavy-duty track system suitable for heavy-weight and wide curtains
- 8 Wheel Master Carrier for maximum drive stability
- Choice of Ball Bearing Runner or Strung 2 Wheel Runner
- Brackets available in Top Fix, Single Face Fix and Double Face Fix versions
- Clear 12mm Wand available in 900mm, 1500mm or 1800mm lengths

ShadeGlide curtain tracks



SHADEGLIDE CORD DRAWN

- Heavy-duty corded track system suitable for heavy-weight and wide curtains
- 8 Wheel Master Carrier for maximum drive stability
- Cords run on the rear of the track allowing for quick adjustment and no runner interference
- Choice of Ball Bearing Runner or Strung 2 Wheel Runner
- Brackets available in extruded Top Fix and Single Face Fix versions

ShadeRipple curtain tracks



SHADERIPPLE WAND DRAWN

- Heavy-duty ripple track system suitable for heavy-weight and wide curtains
- 8 Wheel Master Carrier for maximum drive
- Choice of 54mm (100% fullness) or 67mm (80% fullness) Strung Ripple Runner
- Supplied With 108mm Ripple Tape
- Brackets available in Top Fix, Single Face Fix and Double Face Fix versions
- Clear 12mm Wand available in 900mm, 1500mm or 1800mm lengths

ShadeRipple curtain tracks



SHADERIPPLE CORD DRAWN

- Heavy-duty corded ripple track system suitable for heavy-weight and wide curtains
- 8 Wheel Master Carrier for maximum drive stability
- Cords run on the rear of the track allowing for quick adjustment and no runner interference
- Choice of 54mm (100% fullness) or 67mm (80% fullness) Strung Ripple Runner Supplied With 108mm Ripple Tape
- Brackets available in extruded Top Fix and Single Face Fix versions

CURTAIN TRACKS & BRACKETS

UrbanGlide curtain tracks



URBANGLIDE WAND DRAWN

- Contemporary heavy-duty track system suitable for heavy-weight and wide curtains
- 29mm round track and matching end cap available in Silver and Anthracite finish
- 8 Wheel Master Carrier for maximum drive stability
- Choice of Ball Bearing Runner or Strung Two Wheel Runner
- Brackets available in extruded Top Fix, Single Face Fix and Double Face Fix versions
- Clear 12mm Wand available in 900mm, 1500mm or 1800mm lengths

UrbanRipple curtain tracks



URBANRIPPLE WAND DRAWN

- Contemporary heavy-duty ripple track system suitable for heavy-weight and wide curtains
- 29mm round track and matching end cap available in Silver and Anthracite finish
- 8 Wheel Master Carrier for maximum drive stability
- Choice of 54mm (100% fullness) or 67mm (80% fullness) Strung Ripple Runner
- Brackets available in extruded Top Fix, Single Face Fix and Double Face Fix versions
- Clear 12mm Wand available in 900mm, 1500mm or 1800mm lengths

ShadeMotion curtain tracks



SHADEMOTION

- A heavy-duty belt-driven motorised track system
- RF communication between motor and remote
- Touch Start manual operation
- If power is off curtain can still be manually operated
- If the curtain meets resistance when operating it will stop
- No need to set limits. The motor automatically stops at the end of the track




BALL BEARING RUNNER

- 16mm width allows for tight stacking
- Ball bearing feature allows for smooth operation
- 3 holes to allow for curtain adjustment



STRUNG RUNNER

- Available in 60mm pitch and 80mm pitch
- Strung runner can be used to stabilise top treatments or can be adapted with the correct tape for a ripple effect



STRUNG RIPPLE RUNNER

- Choice of 54mm (100% fullness) or 67mm (80% fullness) Strung Ripple Runner
- Supplied With 108mm Ripple Tape



BLIND DESIGNS™

REFLECT YOUR STYLE

www.GalaxyBlinds.co.za
www.blinddesigns.co.za



80% of all raw material waste is recycled.



A percentage of all profits generated will be distributed to community projects.



This product is designed and assembled in South Africa.