



**handtohand**  
ACADEMY

10915NAT

# Certificate IV in Acting

COURSE GUIDE &  
AUDITION PACK





## ***CAN I REALLY MAKE A CAREER AS AN ACTOR?***

A big question facing up-and-coming actors today: Is acting a genuine career option for me? Can I make money as an actor?

### ***YES!***

At Hand to Hand Academy, we equip you with the skills and knowledge you need to get started on your journey. Plus, we give ongoing support along the way.

As with any profession, building a career takes time. Those actors who are now commanding the biggest salaries have been in acting for 20, 30 and 40 years. So if you're prepared to audition, if you're prepared to build a body of work over time, if you're prepared to develop your craft to be the best you can be - *you can* make money from acting.

All our tutors are doing it - they're professionals in their field - and if you join our classes you'll enjoy hearing what they have to say and teach.

# THERE ARE PLENTY OF FIELDS WHERE ACTORS FIND WORK

As actors in:

- Film and television
- Radio Plays
- Theatre and musical theatre productions
- Children's entertainment
- Cabaret and burlesque
- TV commercials
- Digital Media

Also:

- Voiceovers
- Presenting, hosting, MC-ing
- Teaching
- Broadcasting and podcasting
- Arts administration
- Film and video production
- TV production
- Corporate training and role play work
- Tour guides
- Public service

You can adapt your skills as an actor to many different fields - only limited by your imagination!







## ***HOW WILL ACTOR TRAINING HELP ME ACHIEVE MY GOALS?***

When you see actors on screen, they make it look so easy... often you may not be aware that they have done extensive training for years, before being able to achieve that outcome. Acting is both a profession and an art form. As such, there are specific skills and knowledge you need to do it well; it takes practice, and the more you do, the better you get.

Training with Hand to Hand Academy can give you the skills and knowledge you need to take your first steps into a career.

Whether your main interest is live performance and theatre, or film and television, our courses provide you with a solid grounding in both, in order to maximise your employment opportunities in the future.

A Cert IV is a stepping stone to a university bachelor's degree, AND can be paired with a Masters of Teaching.





## ***I'VE ALWAYS WANTED TO BE IN A MOVIE***

At Hand to Hand Academy, we know that working in film and television is all about a strong audition.

We can provide you with the following skills:

- Understand and prepare for live auditions
- Film a 'Self-Tape' Audition
- Learn and rehearse a script
- Develop your character
- Understand call sheets and logistics
- Prepare for film shoots
- Prepare for publicity

For some actors, being in their first movie is a dream come true.

If that's you, we would love to help you on your journey to make that happen!

**WHETHER  
STAGE, SCREEN,  
PUBLIC SPEAKING,  
OR DIGITAL MEDIA,  
YOU'LL BE GIVEN  
THE TOOLS TO  
GET STARTED**

To get good at anything, we need to practice.

You'll get plenty of practice in this course:

- Professional Practice
- The Actor's Process
- The Elements of Acting
- History of Performance
- Voice

Plus you get to choose four of the following units to supplement your study:

- Develop audition techniques
- Create a digital portfolio
- Create and submit a digital audition
- Perform in a theatrical project
- Perform in a livestreamed project
- Perform in a short film
- Learn to move in character
- Use acting techniques in performance
- Develop on-camera performance skills

...and the more work you put in,  
the more prepared you'll be.



# WHAT GRADUATES OF OUR COURSES SAY

” What I loved about the training here was the safe haven, the community that came with the school. All the like-minded individuals that I got to engage with and work with and develop professional and social relationships with - it was such a fun time.

*Hayden Splitt, winner of the Canberra Critics Award (2018), winner of Best Actor, Canberra Short Film Festival (2017)*



” My time with Perform Australia\* taught me so many things about myself, not only as a performing artist, but about who I am. Skills I was taught during both courses have been life changing, and I grew as a person throughout.

*Leon Anderson  
Graduate*





## INSIDER INFO FROM OUR TUTORS

At Hand to Hand Academy, we offer high quality, cutting-edge actor training that prepares you for industry.

Some of our team are pictured overleaf... you'll meet several others along the way. Our tutors are industry insiders - professional actors, directors, producers, and others well-equipped to set you on the path to success.

We also have guest speakers from time to time to speak to you about their life in the industry - so that you can understand what to expect as you move out after graduation.

# MEET THE TEAM



Aleshia Johnson  
CEO




Charles Allen  
Teaching Artist



Nicole Calvert  
VET Coordinator



Annabel Carberry  
Teaching Artist



Peter Cook  
Teaching Artist



Rylee De Salis  
Teaching Artist



Morgan Hain  
Videographer,  
Photographer



Daniel Kirkby  
Teaching Artist



Nathan Rutups  
Teaching Artist



Rachel Robertson  
Teaching Artist



James Scott  
Teaching Artist



Tom Davis  
Artistic Liaison




Jen Seyderhelm  
Teaching Artist



Sherri Smith  
Teaching Artist



Luz Stanton  
Teaching Artist



Idris Stanbury  
Teaching Artist  
VET Academic Advisor

HAND TO HAND ACADEMY IS SUPPORTED ADMINISTRATIVELY BY THE TEAM AT WAREHOUSE CIRCUS INC. AND THE CAPITAL PERFORMING ARTS WAREHOUSE.

# ABOUT US

## Hand to Hand Academy (formerly Perform Australia)


Hand to Hand Academy (RTO Number 40859) began in 2014 as an outgrowth of the then Canberra Academy of Dramatic Arts (CADA). Founders, Elizabeth and James Scott had built a reputable drama school, which, upon buying out a second school in Brisbane, they renamed 'Perform Australia'.

Perform Australia's reputation was founded on the calibre of their teaching artists and the quality of the training product for the theatre industry, producing many successful graduates who are still working across the industry. The founders created two accredited courses to compliment their scope;

- 10915NAT Certificate IV in Acting: A foundational course in acting across technique for stage and screen, voice, movement, history, auditions and more
- 11017NAT Advanced Diploma of Performance: Following on from the Certificate IV program and covering in-depth technique for performance on stage and screen

On the 30<sup>th</sup> of May, 2025, after eleven years of exemplary delivery in the VET Sector, Perform Australia was sold to Canberra's premier circus school, Warehouse Circus Inc.

Hand to Hand Academy is thrilled to continue and build upon the amazing work of Perform Australia, continuing to employ the same teaching artists who deliver great qualifications in acting, while also working strategically towards future offerings for actors, circus artists and other industry professionals.



## Warehouse Circus Inc.

Founded in 1990, Warehouse Circus Inc. is one of Australia's biggest circus schools for all ages.

Warehouse Circus makes performing artists.

More than 20 Warehouse Circus youth artists have been accepted into the National Institute of Circus Arts.

Our graduates are touring globally with companies including CIRCA, Gravity and Other Myths, Circus Oz, Les Sept Doigts de la Main, Cirque du Soleil, Highwire Events, and many more!

Warehouse Circus runs classes for over 500 participants a week in social, artistic, and circus-as-therapy classes. We partner with Kaleen High School to deliver the circus elective program.

Warehouse Circus performs at Canberra's events, including Enliven, Floriade, the Multicultural Festival. We've been part of the performing acts to open the National Museum, The Playhouse, the National Library's 100<sup>th</sup> birthday, and plenty more.

Warehouse Circus believes Circus is for everybody and every body. We teach healthy, non-competitive, inclusive, and creative skills in this unique and diverse artform.

Warehouse Circus already runs a talent agency, the Canberra Circus Festival, and a circus shop, and we are excited to now be providing administrative support to Hand to Hand Academy as it's parent company.





# Certificate IV in Acting



COURSE CODE 10915NAT

## Your first step into professional acting

In this course you'll develop a strong foundation as an actor, learning acting techniques for screen and stage, auditioning, industry skills and more.

**Qualification** 10915NAT Certificate IV in Acting. Students who do not complete the whole course are eligible for a Statement of Attainment for units completed successfully.

**Locations** ACT, QLD

**Course Length** 5 months full-time (3 days per week), 1-2 years part-time

**Entry/Prerequisite** Audition and interview. Must be 16 or have completed Year 10.

**Payment plans** Yes, weekly fortnightly or monthly

**Austudy/Abstudy approved** Yes

**Fees** \$8,995

# Core Subjects

*You will complete five core subjects.*

## Professional Practices

NAT10915001 Apply principles of professional practice

Learn about the responsibilities of the actor and how to conduct yourself in a professional setting.

## The Actor's Process

NAT10915002 Use text to create character  
Learn to mine a script for clues about your character, and embody that character on stage or screen.

## The Actor's Context

NAT10915003 Acquire and integrate knowledge of performance contexts  
Learn the history of performance and how it informs your own artistic practice.

## The Elements of Acting

NAT10915004 Express emotion in performance  
Learn how to convey emotion in a way that's believable.

## Voice

NAT10915005 Increase vocal capacity  
Develop your projection, articulation breath capacity and resonance.

# Elective Subjects

*You will complete four additional subjects from those listed below.*

## Auditions

CUAPRF314 Develop audition techniques

Learn about the different types of auditions, how to source them, and how to prepare and deliver them.

## Digital Portfolio

NAT10915006 Create a digital portfolio  
Review your digital footprint as an actor and create content to support self-promotion online.

## Self-tape Library

NAT10915007 Create and submit a digital audition  
Master the art of the self-tape and create a range of audition pieces.

## On Stage

NAT10915008 Perform in a theatrical project  
Rehearse and perform a role in a theatrical setting.

## Livestream Project

NAT10915009 Perform in a livestreamed project  
Rehearse and perform a role for livestreaming.

## Screen Project

NAT10915010 Perform in a screen project  
Perform in a short film and learn about the filmmaking process.

## Movement

NAT10915011 Expand physical vocabulary  
Learn to move in character.

## Technique Toolkit

CUAACT411 Use acting techniques in performance  
Experiment with a range of acting techniques and how to apply them.

## On Screen

CUAPRF420 Develop on-camera performance skills  
Build confidence as a screen actor

# PLUS:

We make sure you are equipped to get started. Certificate IV in Acting students receive the following career support package on graduation:



## Showreel

You'll receive an edited showreel of screen content produced in your classes.



## Photographic Portfolio

You'll receive a professional photoshoot with the option to purchase a range of photographs, so you're ready to apply for auditions.



## Career Coaching

You'll receive one free career coaching session to help you plan your next steps towards your career.



## Exposure

You will receive exposure to the industry via your classes, productions, and Hand to Hand Academy events, and exposure to the industry as an actor in our public facing productions.



## Alumni Benefits

You'll receive ongoing support as an alumnus regarding any questions you might have about next steps; support for future work opportunities; and if approached requesting actors for opportunities, will refer our past students.



# Fees

Planning for your tuition fees is an important part of being a student. Austudy, Abstudy or Youth Allowance are available through Centrelink for this course, to eligible applicants.

Here's a guide to fee payment though the course. Check website for any changes to student fees.

## Payment plan

If you choose an in-house payment plan with Hand to Hand Academy, your payments are as follows:

	Deposit	Balance remain- ing	Monthly payment	Fortnightly	Weekly
Part-time student, one day per week (Qld class)	\$500	\$8,495	10 x \$849.50 + \$5.50 set-up charge	20 x \$424.75 + \$5.50 set-up charge	40 x \$212.38 + \$5.50 set-up charge
Part-time evening class (pay by the unit studied - this calculation assumes one unit)	\$500	\$8,495	Depends on which units you study as unit cost varies, on average 3 x \$166.67	Depends on which units you study as unit cost varies, on average 5 x \$100	Depends on which units you study as unit cost varies, on average 10 x \$50

\*Amex cards add 4.4% surcharge to the costs above

# APPLY FOR A COURSE

**01**

## DOWNLOAD THE INFO PACK

Go to our website and download the infopack with the audition monologues in it.

http://



**02**

## CHOOSE YOUR MONOLOGUE

Read through the pack and select a monologue that you like.

**03**

## PREPARE YOUR MONOLOGUE

Memorise your lines and practise capturing the character's emotion.



**04**

## RECORD YOUR MONOLOGUE

Use your phone or other device to film your monologue.

**05**

## SEND YOUR VIDEO

Follow the instructions in the audition pack and send us your video.



**06**

## ATTEND AN INTERVIEW

We'll ask you about your hopes and dreams as an actor, and why you want to do the course.

# Audition Information

Once you're ready to apply, you will need to prepare your audition piece - a monologue. A monologue is a dramatic speech, usually from a play or movie. Select one that you like from those below - don't overthink it, just pick one you enjoy. Then, prepare it, film it, and send us your video.

## **How long will it take me to prepare my audition?**

That depends! Usually somewhere between 2-3 hours max:

- 5m - 10m to read and choose your monologue
- 1h to memorise your lines - this might be the part that takes you the longest
- 30m - 1h rehearsing
- 30 minutes filming.

## **Audition tips**

- Memorise the words. We do not want to see you reading off your screen or notes.
- Think about the story you're telling. How will you express the character's feelings on your face, in your voice?
- Find the key moment in your monologue. Maybe there's a turning point, where your character makes a decision, or gets fed up, or realises something about themselves. Think about that special moment, and make your performance work towards it. We want to see a change at that point.
- Do not use props or costumes for your monologue - we just want to see you, as you are!
- Practice! ... until you are ready to record.


## **To record your monologue:**

- Just use your phone or another device.
- Make sure you are standing, not sitting or slumped over. Standing will give more energy and emotion to your performance.



- Face the camera when you record. You can look off to the side a little if you prefer.
- Make sure we can see your head, shoulders, and torso.
- Make a couple of recordings and choose the best one to send to us.

## How to send your video to us

- Fill out the online course application form:   
<https://forms.gle/gQoYzBx86p1Lh3R66>
- Pay your \$50 application fee via direct deposit:

Account name : Hand to Hand Academy

Account number: 603094

BSB: 032-713

## Please list your name as the reference so we can track your payment.

*Please note we cannot progress your application until payment is received.*

- Send us your files via We Transfer. To do this:
  - **Change the filename** on your monologue file to your own name, e.g. JoBloggs.mp4
  - Go to [www.wetransfer.com](http://www.wetransfer.com) You do not need to set up an account. If a pop-up asks you to set up an account, just click "Skip".
  - A box will appear that says, "Add files". Click this and upload your file.
  - In the "Email to" section, put the email addresses:  
info@handtohandacademy.edu.au
  - Put your own email in the space provided.
  - In the message section, just put "Hi, this is my application for the Cert IV in Acting course", and add your name and phone number so it's easy for us to contact you.
  - Click "Transfer" and wait for the file to upload. Sometimes this will take a few minutes, depending on how big your file is. WeTransfer will notify you when this is finished.
  - Send us an email saying you've sent the files - that way we can keep an eye out for it. You can email us here:  
info@handtohandacademy.edu.au
- You're done! Once your audition has been reviewed, we will email the address provided to schedule an interview.
- If you've got questions email info@handtohandacademy.edu.au or call (02)6260 3959.

# MONOLOGUES

**From 'Pirates of The Carribbean: At World's End' (2007),  
written by Ted Elliot and Terry Rossio  
*Character: Elizabeth Swann***

Then, what shall we die for? You will listen to me! Listen! The Brethren will still be looking here, to us, to the Black Pearl, to lead. And what will they see? Frightened bilge rats aboard a derelict ship? No. No, they will see free men and freedom! And what the enemy will see is the flash of our cannons. They will hear the ring of our swords, and they will know what we can do. By the sweat of our brows and the strength of our backs, and the courage of our hearts. Gentlemen. Hoist the colors!

---

**From 'Gypsy: A Musical Fable' (1959), music by Jules Styne,  
lyrics by Stephen Sondheim, book by Arthur Laurents  
*Character: Louise***

I said turn it off! Nobody laughs at me, because I laugh first. At me. Me from Seattle. Me with no education. Me with no talent, as you've kept reminding me my whole life! Well, Mama, look at me now. Look! Look where I live. Look at my friends. Look we're I'm going. I'm not staying in burlesque, I'm moving. Maybe up, maybe down. But wherever I'm going, I'm having the time of my life, because for the first time, it is my life! And I love it! I love every second of it! I am Gypsy Rose Lee! And I love her!

---

**From 'The Importance of Being Earnest' (1895) by Oscar Wilde.**

***Character: Lady Bracknell***

Well, I must say, Algernon, that I think it is high time that Mr Bunbury made up his mind whether he is going to live or die. This shilly-shallying with the question is absurd. Nor do I in any way approve of the modern sympathy with invalids. I consider it morbid. Illness of any kind is hardly a thing to be encouraged in others. Health is the primary duty of life. I am always telling that to your poor uncle, but he never seems to take much notice... as far as any improvement in his ailment goes. Well, Algernon, of course if you are obliged to be beside the bedside of Mr Bunbury, I have nothing more to say. But I would be much obliged if you would ask Mr Bunbury, from me, to be kind enough not to have a relapse on Saturday, for I rely on you to arrange my music for me.



**From 'The Notebook' (2004), written by Jeremy Levin, Jan Sardi, and Nicholas Sparks.**

***Character: Noah***

Am I okay? Seven years ago you walked out of my life without so much as a goodbye, and I never heard from you again. You want to know how I'm doing? I fought in the war. Fin's dead. That's how I'm doing. My dad sold his house and we sunk every penny both of us ever had into buying this place and fixing it up, and we did. We built this place with our bare hands. Me, hoping in some crazy way that it would bring you back, but it didn't. And, now Dad's dead, too. That's how I'm doing. And still, even now, after all this time, when I hear a car pull up the driveway, or somebody says my name, or a letter comes, or the phone rings, I get excited, because I think maybe, just maybe, it might be you. But it never is. And now here you are. This ghost, standing in front of me, asking me if I'm okay. Yeah, Allie. I'm just fine. Thanks for stopping by.



**Pirates of the Caribbean: Curse of the Black Pearl (2003), written by Ted Elliott, Terry Rossio and Stuart Beattie**

***Character: Captain Hector Barbossa***

Look! The moonlight shows us for what we really are! We are not among the living, and so we cannot die. But neither are we dead! For too long, I've been parched of thirst and unable to quench it. Too long I've been starvin' to death and haven't died. I feel nothin'. Not the wind on my face nor the spray of the sea, nor the warmth of a woman's flesh. You best start believin' in ghost stories, Miss Turner. You're *in* one!





**From Doctor Who, Series 7, Episode 8, 'Rings of Akhaten' (2013), written by Neil Cross.**

***Character: The Doctor***

Do you mind if I tell you a story? One you might not have heard. All the elements in your body were forged many, many millions of years ago in the heart of a faraway star that exploded and died. The explosion scattered those elements across the desolations of deep space. After so, so many millions of years, these elements came together to form new stars and new planets. And on and on it went. The elements came together and burst apart, forming shoes and ships and sealing wax and cabbages and kings. Until, eventually, they came together to make you. You are unique in the universe. There is only one Merry Galel. And there will never be another. Throwing that existence away isn't a sacrifice, it's a waste.





# hand to hand

A C A D E M Y

**[www.cpaw.au/handtohand](http://www.cpaw.au/handtohand)**

**Ph. (02) 6260 3959**

**RTO 40859**

© Hand to Hand Academy 2025

v1.1