

K22 ASSEMBLY INSTRUCTIONS

*Headrest assembly items and details are applicable if headrest has been purchased. Item may be supplied in a separate box.

Secure screws tightly or product damage may occur.

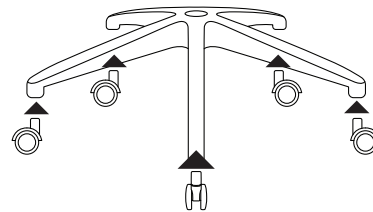
Visit hoodseating.com for assembly download documents and for user instructions.



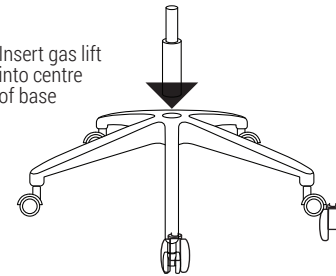
	5x	CASTORS
	1x	BASE
	1x	GAS LIFT
	1x	SEAT
	1x	BACK
	2x	ARMS
	1x	HEADREST*

	QTY	ITEM	SIZE	SPARES
	3x	M8	20mm	1
	4x	M8	16mm	1
	2x	M6	12mm	1
	9x	Washers		
	1x	Allen Key		

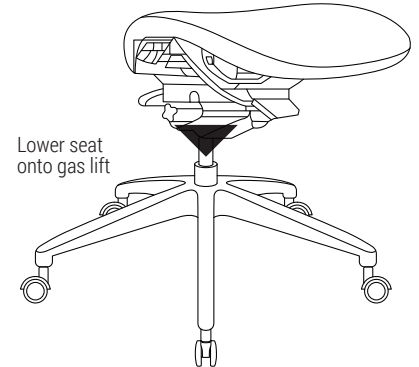
1 Insert castors into underside of base



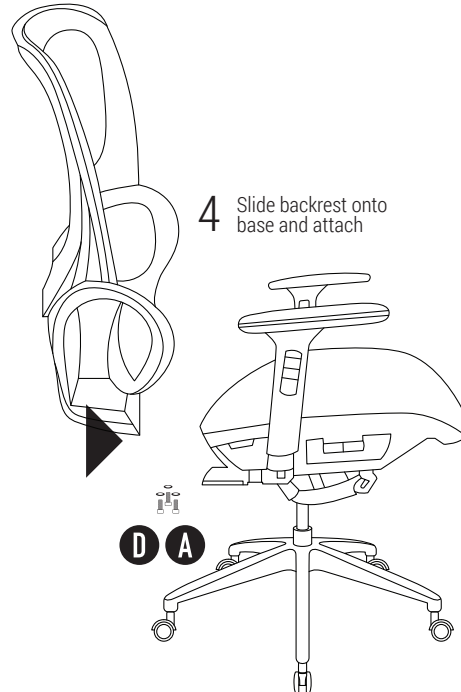
2 Insert gas lift into centre of base



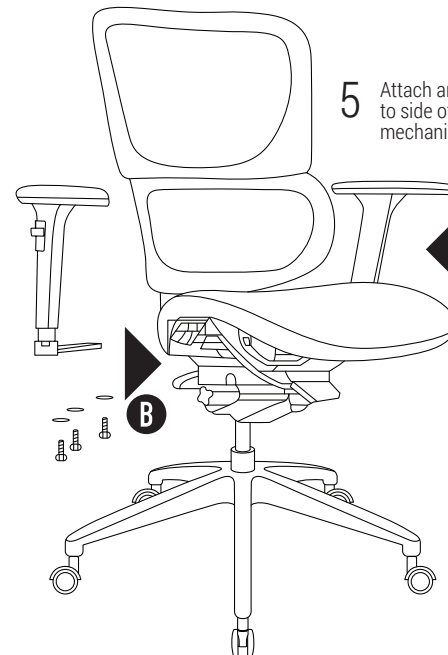
3 Lower seat onto gas lift



4 Slide backrest onto base and attach



5 Attach arms to side of mechanism



6 Attach headrest* if applicable

