



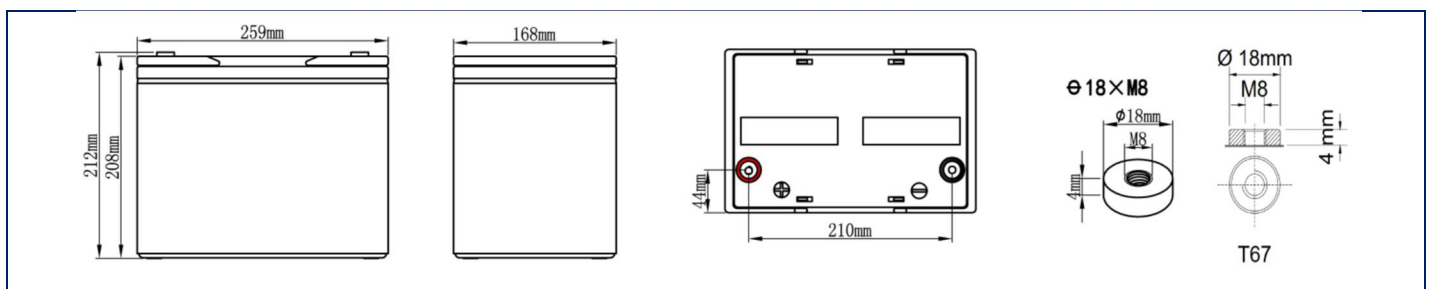
AGM SEALED VRLA BATTERY

EUROBAT 2022 CLASSIFICATION: 10-12 Years – Long Life

Designed in accordance with IEC 60896-21/22

SPECIFICATIONS

Nominal Voltage	Nominal Capacity	Dimension ±3mm				Weight ±2%	Max Discharge Current (5s)	Internal Resistance	Standard Terminal	Container Material
		L	W	H	TH					
12V	80AH	259mm	168mm	208mm	212mm	22,5kg	960A	≈5.5 mΩ	M8	ABS



CONSTANT-VOLTAGE CHARGE

Rated Capacity	
20 hour rate (4.0A)	84.0AH
10 hour rate (8.0A)	80.0AH
5 hour rate (13.6A)	68.0AH
3 hour rate (20.0A)	60.0AH
1 hour rate (48.0A)	50.4AH
Capacity affected by temperature	
40°C (104°F)	103%
25°C (77°C)	100%
0°C (32°F)	86%

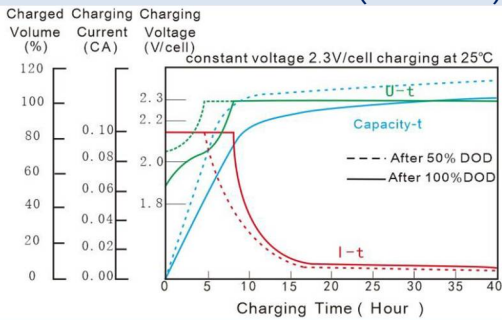
Cycle Application
1. Limit initial current less than 20.0A.
2. Charge until battery voltage (under charge) reaches 14.1V to 14.4V at 25°C(77°F).
3. Hold at 14.1V to 14.4V until current drop to under 0.48A for at least 3 hours.
4. Temperature compensation coefficient of charging voltage is -30mV/°C.
Standby Service
1. Hold battery across constant voltage source of 13.6 to 13.8 volts with current limit 20.0A continuously. When held at this voltage, the battery will seek its own current level and maintain itself in a fully charge status.
2. Temperature compensation coefficient of charging voltage is -18mV/°C.

Nominal Operating Temp. Range
25±3°C (77±5°F)

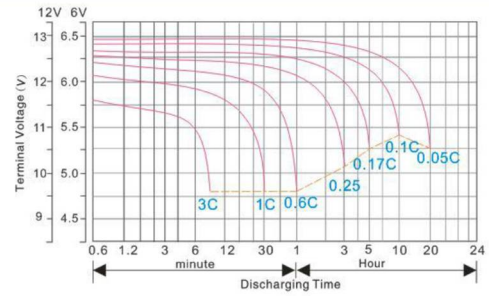
Operating Temperature		
Discharge: -15÷50°C	Charge: 0÷40°C	Storage: -15÷40°C

NOTE : The battery should be charged within 6 months of storage, Otherwise, permanent loss of capacity might occur as a result of sulfation

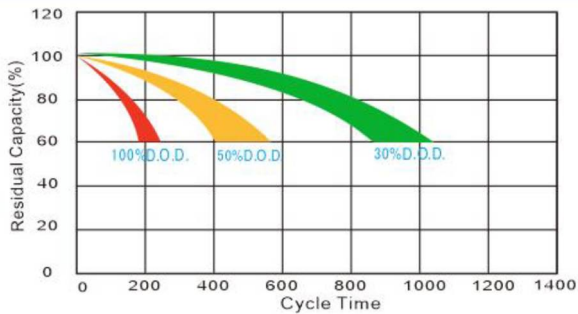
CHARGE CHARACTERISTICS (25°C/77°F)



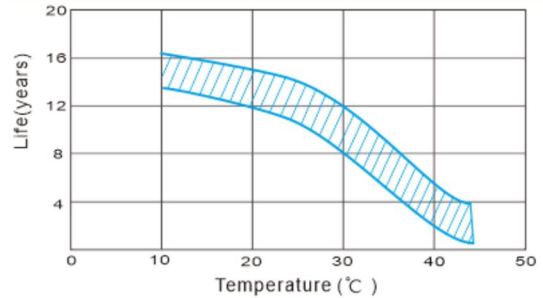
DISCHARGE CHARACTERISTIC (25°C/77°F)



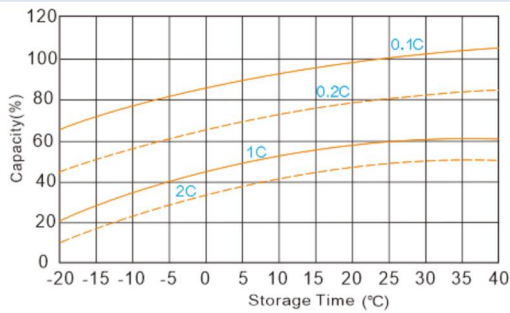
CYCLE LIFE IN RELATION TO DEPTH OF DISCHARGE



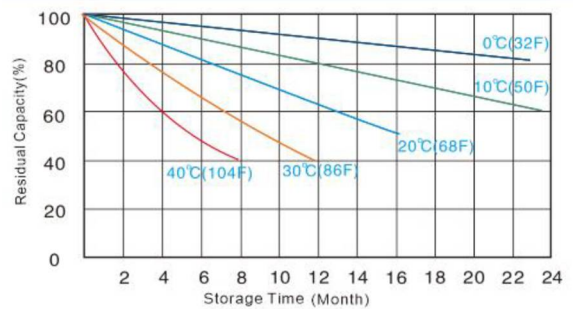
TEMPERATURE VS FLOAT LIFE



CAPACITY CURVE AT DIFFERENT TEMPERATURE



SELF DISCHARGE CHARACTERISTICS



Constant Current Discharge (Amperes) at 25°C (77°F)

End Voltage (V)	10 min	15 min	30 min	45 min	1 h	1,5 h	2 h	3 h	5 h	8 h	10 h	20 h
9.6V	194	154	86	74	50.4	40.0	33.8	20.8	14.5	9.92	8.33	4.33
9.9V	186	146	82	72	49.6	39.2	33.0	20.5	14.2	9.76	8.24	4.29
10.2V	177	139	78	70	48.0	38.4	32.2	20.0	13.8	9.60	8.16	4.24
10.5V	168	133	74	67	47.2	37.6	31.4	19.7	13.6	9.36	8.08	4.20
10.8V	160	126	71	65	46.4	36.8	30.6	19.2	13.2	9.20	8.00	4.16

Constant Power Discharge (Watts) at 25°C (77°F)

End Voltage (V)	10 min	15 min	30 min	45 min	1 h	1,5 h	2 h	3 h	5 h	8 h	10 h	20 h
9.6V	2171	1799	1114	780	649	474	354	264	170	129	100	53.7
9.9V	2068	1714	1060	754	634	462	346	258	166	126	99	53.2
10.2V	1970	1632	1010	729	618	450	337	251	162	124	98	52.6
10.5V	1876	1554	962	704	602	439	329	245	158	122	97	52.1
10.8V	1786	1480	916	680	588	429	321	239	154	119	96	51.6