



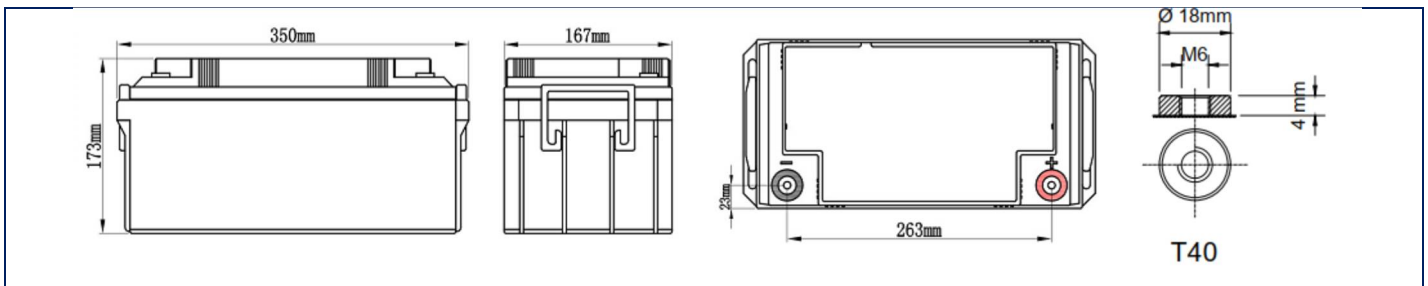
**AGM SEALED VRLA BATTERY**

**EUROBAT 2022 CLASSIFICATION: 10-12 Years – Long Life**

**Designed in accordance with IEC 60896-21/22**

### SPECIFICATIONS

Nominal Voltage	Nominal Capacity	Dimension ±3mm				Weight ±2%	Max Discharge Current (5s)	Internal Resistance	Standard Terminal	Container Material
		L	W	H	TH					
12V	65AH	350mm	167mm	173mm	173mm	19,4kg	780A	≈5.9 mΩ	M6	ABS



### CONSTANT-VOLTAGE CHARGE

Rated Capacity	
20 hour rate (3.25A)	68.8AH
10 hour rate (6.50A)	65.7AH
5 hour rate (11.05A)	56.0AH
3 hour rate (16.25A)	49.1AH
1 hour rate (39.0A)	41.4AH
Capacity affected by temperature	
40°C (104°F)	103%
25°C (77°C)	100%
0°C (32°F)	86%

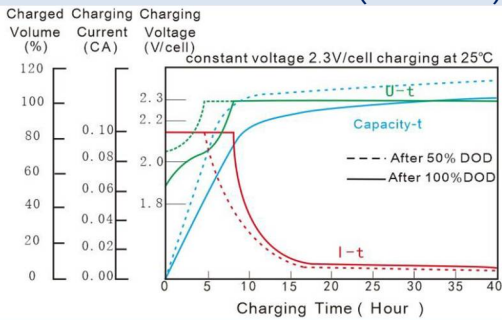
Cycle Application
1. Limit initial current less than 16.25A.
2. Charge until battery voltage (under charge) reaches 14.1V to 14.4V at 25°C(77°F).
3. Hold at 14.1V to 14.4V until current drop to under 0.42A for at least 3 hours.
4. Temperature compensation coefficient of charging voltage is -30mV/°C.
Standby Service
1. Hold battery across constant voltage source of 13.6 to 13.8 volts with current limit 16.25A continuously. When held at this voltage, the battery will seek its own current level and maintain itself in a fully charge status.
2. Temperature compensation coefficient of charging voltage is -18mV/°C.

Nominal Operating Temp. Range
25±3°C (77±5°F)

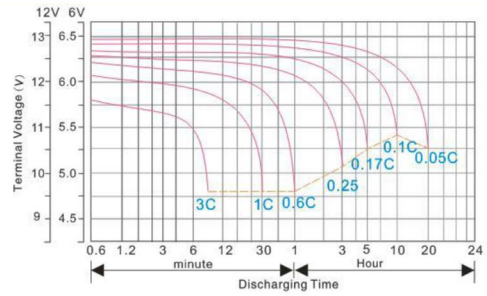
Operating Temperature		
Discharge: -15÷50°C	Charge: 0÷40°C	Storage: -15÷40°C

NOTE : The battery should be charged within 6 months of storage, Otherwise, permanent loss of capacity might occur as a result of sulfation

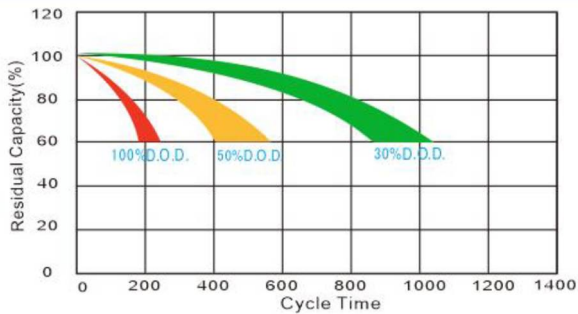
## CHARGE CHARACTERISTICS (25°C/77°F)



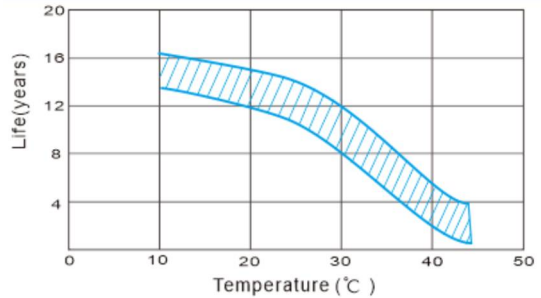
## DISCHARGE CHARACTERISTIC (25°C/77°F)



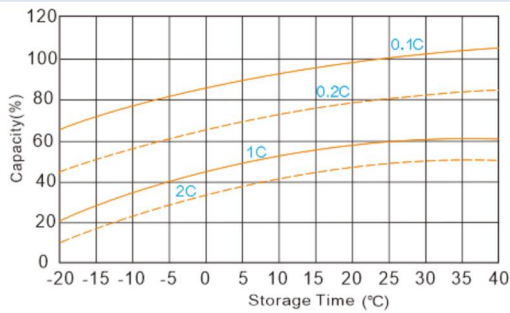
## CYCLE LIFE IN RELATION TO DEPTH OF DISCHARGE



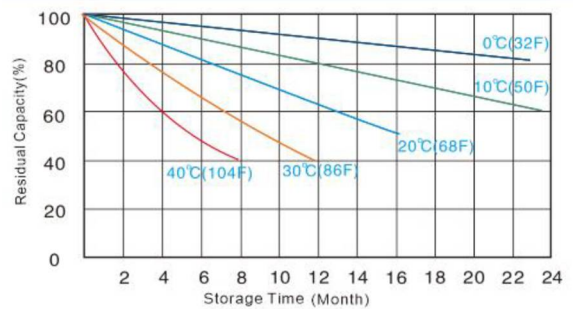
## TEMPERATURE VS FLOAT LIFE



## CAPACITY CURVE AT DIFFERENT TEMPERATURE



## SELF DISCHARGE CHARACTERISTICS



## Constant Current Discharge (Amperes) at 25°C (77°F)

End Voltage (V)	10 min	15 min	30 min	45 min	1 h	1,5 h	2 h	3 h	5 h	8 h	10 h	20 h
9.6V	160	126	71	61	41.4	32.8	27.8	17.1	11.9	8.14	6.84	3.56
9.9V	153	120	68	60	40.7	32.2	27.1	16.8	11.6	8.01	6.77	3.51
10.2V	145	114	65	58	39.4	31.5	26.4	16.5	11.3	7.88	6.70	3.48
10.5V	138	109	61	56	38.8	30.9	25.8	16.2	11.2	7.69	6.64	3.44
10.8V	131	104	59	54	38.1	30.2	25.1	15.8	10.8	7.55	6.57	3.41

## Constant Power Discharge (Watts) at 25°C (77°F)

End Voltage (V)	10 min	15 min	30 min	45 min	1 h	1,5 h	2 h	3 h	5 h	8 h	10 h	20 h
9.6V	1782	1477	914	640	532	389	291	217	139	106	82.0	44.0
9.9V	1697	1406	870	618	520	379	284	211	136	104	81.1	43.6
10.2V	1616	1339	828	598	507	370	277	206	133	102	80.4	43.2
10.5V	1539	1276	789	578	494	361	270	201	130	100	79.6	42.7
10.8V	1466	1215	751	559	483	351	264	196	126	98	78.8	42.3