



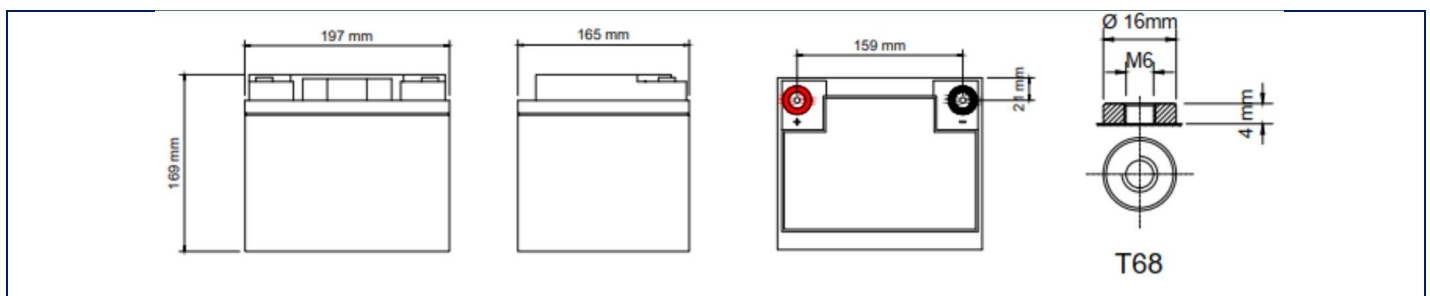
AGM SEALED VRLA BATTERY

EUROBAT 2022 CLASSIFICATION: 10-12 Years – Long Life

Designed in accordance with IEC 60896-21/22

SPECIFICATIONS

Nominal Voltage	Nominal Capacity	Dimension ±2mm				Weight ±2%	Max Discharge Current (5s)	Internal Resistance	Standard Terminal	Container Material
		L	W	H	TH					
12V	40AH	197mm	165mm	169mm	169mm	12,2kg	456A	≈10 mΩ	M6	ABS



CONSTANT-VOLTAGE CHARGE

Rated Capacity	
20 hour rate (2.0A)	42.0AH
10 hour rate (4.0A)	40.0AH
5 hour rate (6.8A)	34.0AH
3 hour rate (10.0A)	30.0AH
1 hour rate (24.0A)	24.5AH
Capacity affected by temperature	
40°C (104°F)	103%
25°C (77°C)	100%
0°C (32°F)	86%

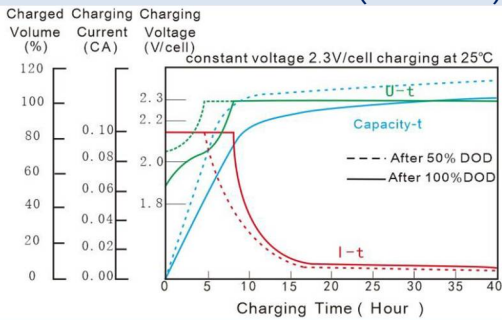
Cycle Application
1. Limit initial current less than 10.0A.
2. Charge until battery voltage (under charge) reaches 14.1V to 14.4V at 25°C(77°F).
3. Hold at 14.1V to 14.4V until current drop to under 0.24A for at least 3 hours.
4. Temperature compensation coefficient of charging voltage is -30mV/°C.
Standby Service
1. Hold battery across constant voltage source of 13.6 to 13.8 volts with current limit 10.0A continuously. When held at this voltage, the battery will seek its own current level and maintain itself in a fully charge status.
2. Temperature compensation coefficient of charging voltage is -18mV/°C.

Nominal Operating Temp. Range
25±3°C (77±5°F)

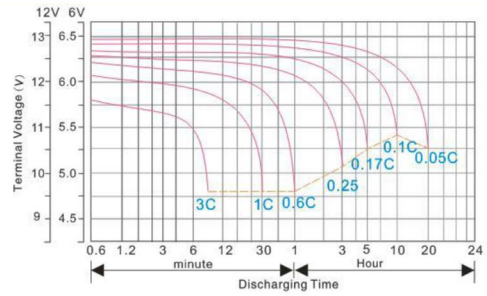
Operating Temperature		
Discharge: -15÷50°C	Charge: 0÷40°C	Storage: -15÷40°C

NOTE : The battery should be charged within 6 months of storage, Otherwise, permanent loss of capacity might occur as a result of sulfation

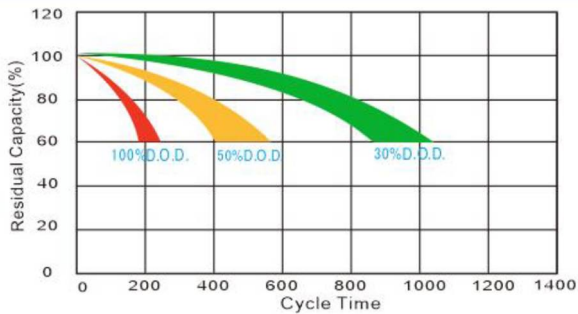
CHARGE CHARACTERISTICS (25°C/77°F)



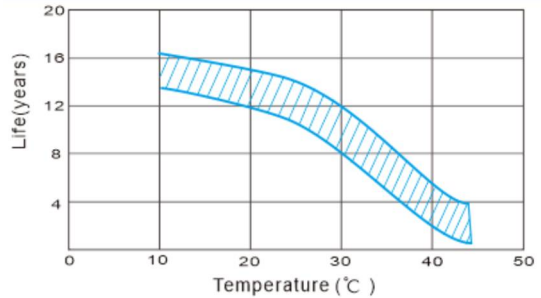
DISCHARGE CHARACTERISTIC (25°C/77°F)



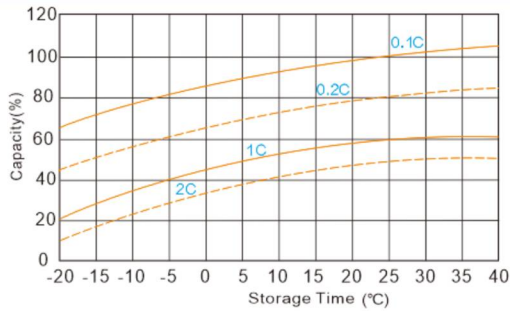
CYCLE LIFE IN RELATION TO DEPTH OF DISCHARGE



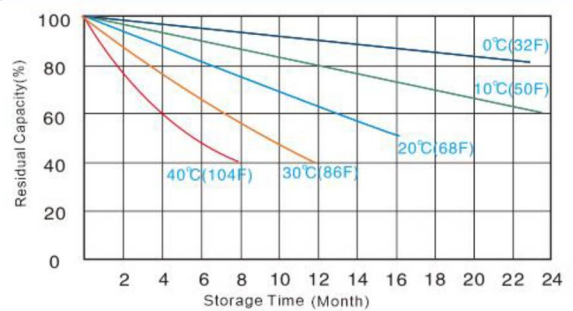
TEMPERATURE VS FLOAT LIFE



CAPACITY CURVE AT DIFFERENT TEMPERATURE



SELF DISCHARGE CHARACTERISTICS



Constant Current Discharge (Amperes) at 25°C (77°F)

End Voltage (V)	10 min	15 min	30 min	45 min	1 h	1,5 h	2 h	3 h	5 h	8 h	10 h	20 h
9.6V	94.5	75.2	42.0	36.3	24.5	20.0	17.0	10.4	7.24	4.96	4.17	2.17
9.9V	90.4	72.1	40.1	35.0	24.2	19.6	16.6	10.2	7.08	4.89	4.11	2.15
10.2V	86.3	68.0	38.2	33.9	23.4	19.2	16.1	10.0	6.92	4.80	4.08	2.11
10.5V	82.3	65.0	36.3	32.7	23.0	18.9	15.6	9.83	6.80	4.68	4.04	2.10
10.8V	78.2	62.0	34.6	31.6	22.5	18.4	15.3	9.59	6.59	4.59	4.00	2.08

Constant Power Discharge (Watts) at 25°C (77°F)

End Voltage (V)	10 min	15 min	30 min	45 min	1 h	1,5 h	2 h	3 h	5 h	8 h	10 h	20 h
9.6V	1057	878	542	381	316	236	177	131	85.4	64.6	50.0	26.9
9.9V	1008	835	517	368	309	230	173	128	83.3	63.5	49.5	26.7
10.2V	960	795	493	354	301	225	169	125	81.3	62.5	49.0	26.4
10.5V	914	757	469	342	294	220	165	122	79.2	61.5	48.5	25.9
10.8V	870	721	446	331	286	215	160	120	77.1	60.4	48.0	25.7