



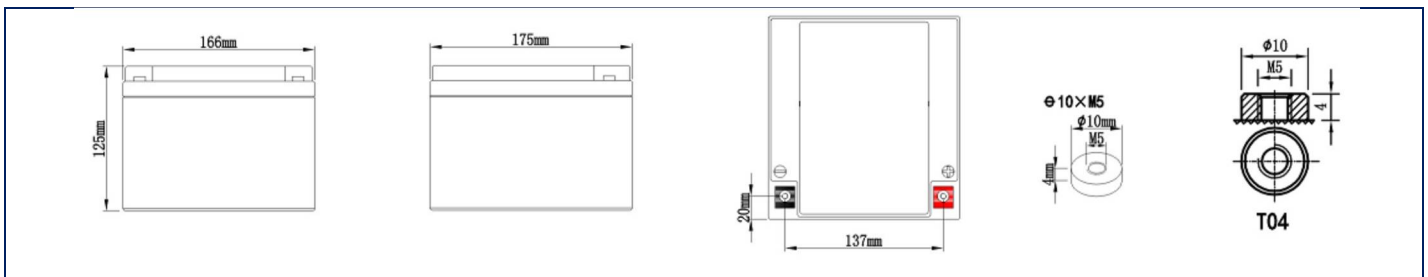
AGM SEALED VRLA BATTERY

EUROBAT 2022 CLASSIFICATION: 10-12 Years – Long Life

Designed in accordance with IEC 60896-21/22

SPECIFICATIONS

Nominal Voltage	Nominal Capacity	Dimension ±2mm				Weight ±2%	Max Discharge Current (5s)	Internal Resistance	Standard Terminal	Container Material
		L	W	H	TH					
12V	26AH	166mm	175mm	125mm	125mm	7.4kg	390A	≈14 mΩ	M5	ABS



CONSTANT-VOLTAGE CHARGE

Rated Capacity	
20 hour rate (1.30A)	26.0AH
10 hour rate (2.43A)	24.3AH
5 hour rate (4.44A)	22.2AH
27 min rate (24A)	12.0AH
7 min rate (72A)	8.4AH
Capacity affected by temperature	
40°C (104°F)	103%
25°C (77°C)	100%
0°C (32°F)	86%

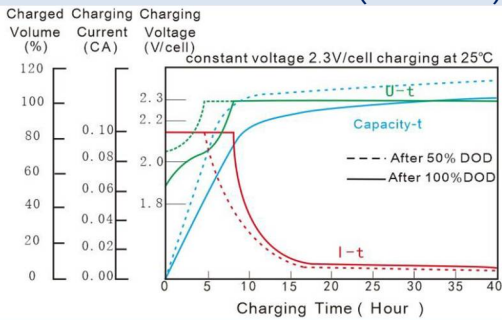
Cycle Application
1. Limit initial current less than 6.0A.
2. Charge until battery voltage (under charge) reaches 14.1V to 14.4V at 25°C(77°F).
3. Hold at 14.1V to 14.4V until current drop to under 0.144A for at least 3 hrs.
4. Temperature compensation coefficient of charging voltage is -30mV/°C.
Standby Service
1. Hold battery across constant voltage source of 13.6 to 13.8 volts with current limit 6.0A continuously. When held at this voltage, the battery will seek its own current level and maintain itself in a fully charge status.
2. Temperature compensation coefficient of charging voltage is -18mV/°C.

Nominal Operating Temp. Range
25±3°C (77±5°F)

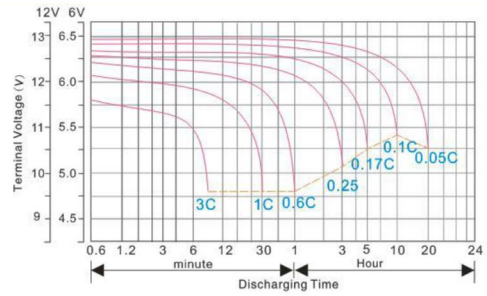
Operating Temperature		
Discharge: -15÷50°C	Charge: 0÷40°C	Storage: -15÷40°C

NOTE : The battery should be charged within 6 months of storage, Otherwise, permanent loss of capacity might occur as a result of sulfation

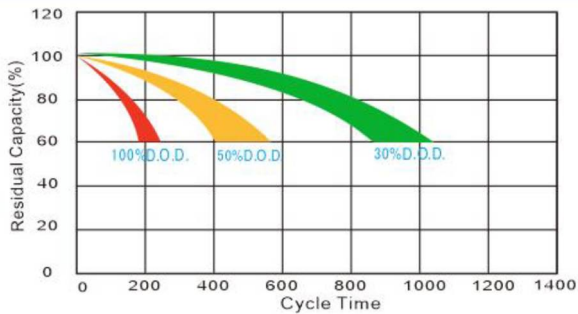
CHARGE CHARACTERISTICS (25°C/77°F)



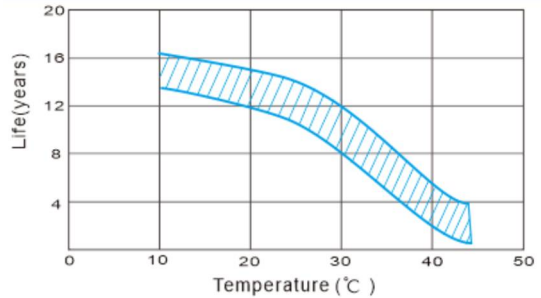
DISCHARGE CHARACTERISTIC (25°C/77°F)



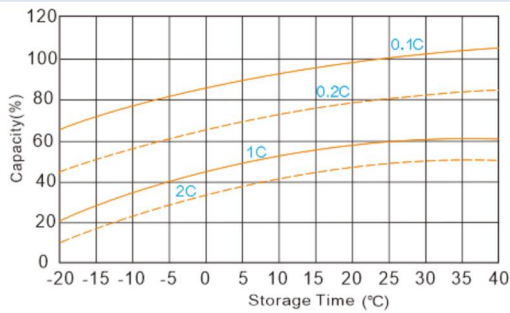
CYCLE LIFE IN RELATION TO DEPTH OF DISCHARGE



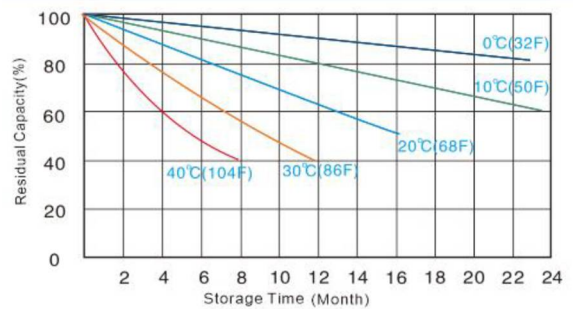
TEMPERATURE VS FLOAT LIFE



CAPACITY CURVE AT DIFFERENT TEMPERATURE



SELF DISCHARGE CHARACTERISTICS



Constant Current Discharge (Amperes) at 25°C (77°F)

End Voltage (V)	10 min	15 min	30 min	45 min	1 h	1,5 h	2 h	3 h	5 h	8 h	10 h	20 h
9.6V	66.9	52.4	26.8	18.9	15.9	12.6	9.40	7.09	4.54	3.01	2.50	1.33
9.9V	63.7	49.9	25.5	18.2	15.5	12.3	9.17	6.92	4.43	2.95	2.47	1.31
10.2V	60.7	47.5	24.3	17.6	15.1	12.0	8.95	6.75	4.32	2.89	2.45	1.30
10.5V	60.2	47.1	24.1	17.4	15.0	11.8	8.61	6.54	4.25	2.87	2.43	1.28
10.8V	59.5	46.6	23.8	17.1	14.9	11.6	8.27	6.31	4.16	2.84	2.39	1.26

Constant Power Discharge (Watts) at 25°C (77°F)

End Voltage (V)	10 min	15 min	30 min	45 min	1 h	1,5 h	2 h	3 h	5 h	8 h	10 h	20 h
9.6V	778	631	356	252	188	144	109	77.5	51.1	35.6	28.3	15.2
9.9V	741	601	339	243	184	141	106	75.6	49.8	34.9	28.0	15.1
10.2V	706	572	323	235	179	137	103	73.7	48.6	34.2	27.7	14.9
10.5V	683	555	316	230	176	135	102	72.1	48.0	34.0	27.3	14.7
10.8V	657	537	307	224	173	133	100	70.8	47.5	33.6	26.8	14.5