

SLC SERIES

GENERAL PURPOSE BATTERIES



DATASHEET

SLC 200-12

12V 200AH

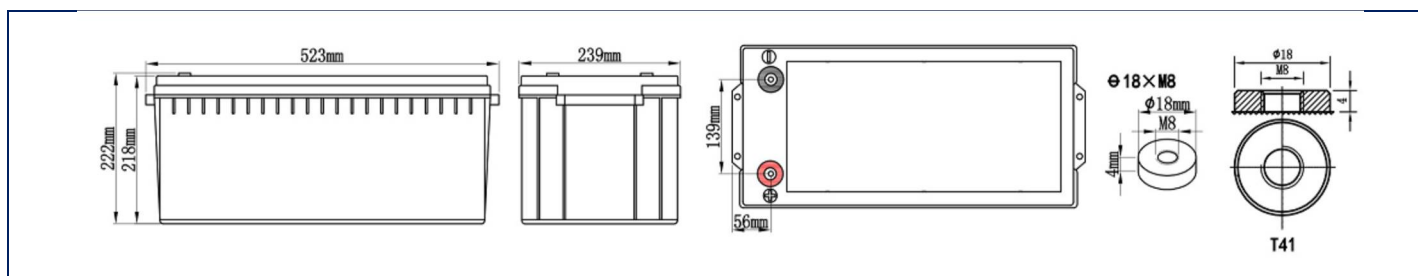
AGM SEALED VRLA BATTERY

EUROBAT 2022 CLASSIFICATION: 10-12 Years – Long Life

Designed in accordance with IEC 60896-21/22

SPECIFICATIONS

Nominal Voltage	Nominal Capacity	Dimension ±3mm				Weight ±2%	Max Discharge Current (5s)	Internal Resistance	Standard Terminal	Container Material
		L	W	H	TH					
12V	200AH	528mm	239mm	218mm	222mm	58kg	2.000A	≈3.10 mΩ	M8	ABS



CONSTANT-VOLTAGE CHARGE

Rated Capacity	
20 hour rate (9.5A)	200.0AH
10 hour rate (19.0A)	191.0AH
5 hour rate (32.3A)	162.0AH
3 hour rate (47.5A)	143.4AH
1 hour rate (114.0A)	120.0AH
Capacity affected by temperature	
40°C (104°F)	103%
25°C (77°C)	100%
0°C (32°F)	86%

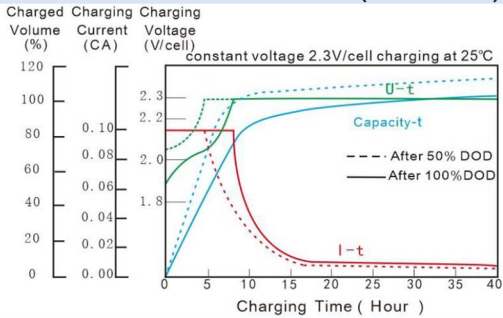
Cycle Application
1. Limit initial current less than 47.5A.
2. Charge until battery voltage (under charge) reaches 14.1V to 14.4V at 25°C(77°F).
3. Hold at 14.1V to 14.4V until current drop to under 1.14A for at least 3 hours.
4. Temperature compensation coefficient of charging voltage is -30mV/°C.
Standby Service
1. Hold battery across constant voltage source of 13.6 to 13.8 volts with current limit 47.5A continuously. When held at this voltage, the battery will seek its own current level and maintain itself in a fully charge status.
2. Temperature compensation coefficient of charging voltage is -18mV/°C.

Nominal Operating Temp. Range
25±3°C (77±5°F)

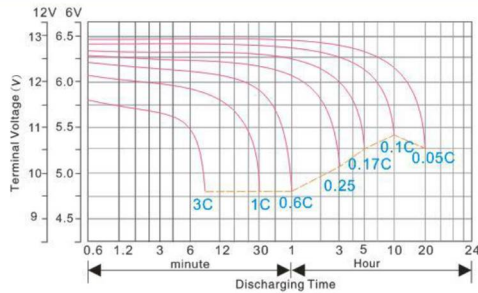
Operating Temperature		
Discharge: -15÷50°C	Charge: 0÷40°C	Storage: -15÷40°C

NOTE : The battery should be charged within 6 months of storage, Otherwise, permanent loss of capacity might occur as a result of sulfation

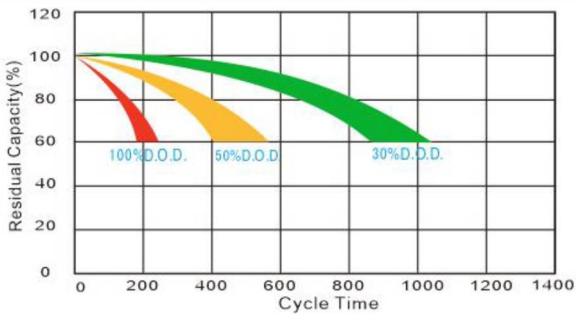
CHARGE CHARACTERISTICS (25°C/77°F)



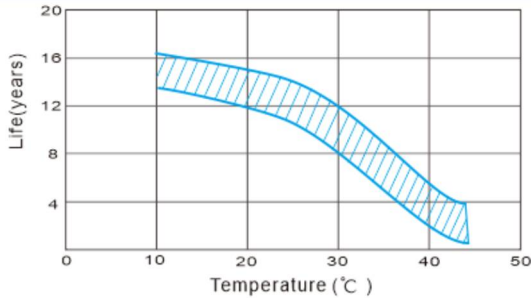
DISCHARGE CHARACTERISTIC (25°C/77°F)



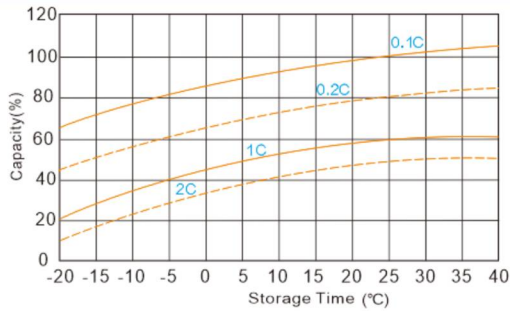
CYCLE LIFE IN RELATION TO DEPTH OF DISCHARGE



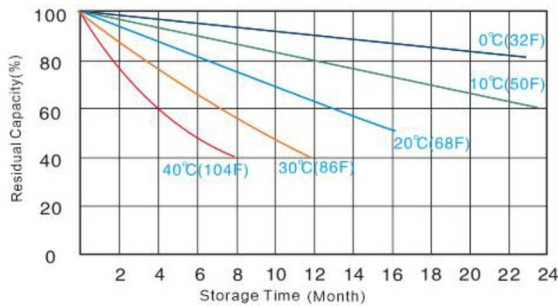
TEMPERATURE VS FLOAT LIFE



CAPACITY CURVE AT DIFFERENT TEMPERATURE



SELF DISCHARGE CHARACTERISTICS



Constant Current Discharge (Amperes) at 25°C (77°F)

End Voltage (V)	10 min	15 min	30 min	45 min	1 h	1,5 h	2 h	3 h	5 h	8 h	10 h	20 h
9.6V	456	361	202	175	120	95.5	80.8	49.6	34.5	23.6	19.8	10.3
9.9V	436	343	193	169	119	93.4	78.7	48.9	33.8	23.3	19.6	10.2
10.2V	415	326	184	164	114	91.3	76.6	47.8	33.0	22.9	19.5	10.1
10.5V	395	312	175	158	112	90.3	75.6	46.9	32.4	22.4	19.3	10.0
10.8V	376	296	167	152	110	88.2	73.5	45.8	31.5	21.9	19.1	9.92

Constant Power Discharge (Watts) at 25°C (77°F)

End Voltage (V)	10 min	15 min	30 min	45 min	1 h	1,5 h	2 h	3 h	5 h	8 h	10 h	20 h
9.6V	5097	4223	2614	1831	1548	1130	845	630	406	307	238	128
9.9V	4855	4023	2488	1769	1511	1101	825	615	397	302	235	127
10.2V	4624	3831	2371	1711	1473	1074	804	599	387	296	233	125
10.5V	4404	3648	2258	1653	1437	1047	784	585	378	291	231	124
10.8V	4193	3474	2151	1596	1402	1023	765	570	367	284	229	123