

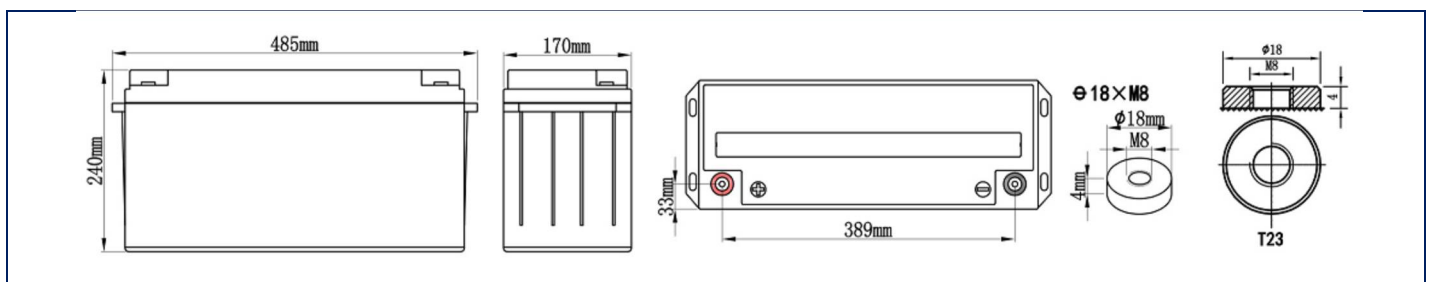
**AGM SEALED VRLA BATTERY**

**EUROBAT 2022 CLASSIFICATION: 10-12 Years – Long Life**

**Designed in accordance with IEC 60896-21/22**

### SPECIFICATIONS

Nominal Voltage	Nominal Capacity	Dimension ±3mm				Weight ±2%	Max Discharge Current (5s)	Internal Resistance	Standard Terminal	Container Material
		L	W	H	TH					
12V	150AH	485mm	170mm	240mm	240mm	43,5kg	1.500A	≈3.40 mΩ	M8	ABS



### CONSTANT-VOLTAGE CHARGE

Rated Capacity	
20 hour rate (7.5A)	158.0AH
10 hour rate (15.0A)	150.0AH
5 hour rate (25.5A)	129.3AH
3 hour rate (37.5A)	113.6AH
1 hour rate (90.0A)	94.0AH
Capacity affected by temperature	
40°C (104°F)	103%
25°C (77°C)	100%
0°C (32°F)	86%

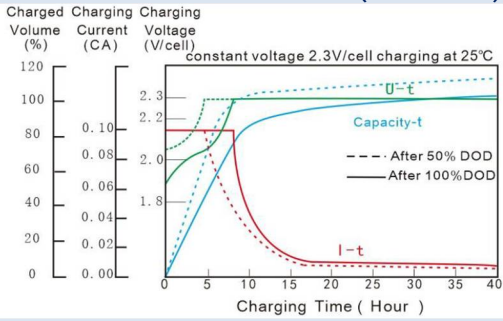
Cycle Application
1. Limit initial current less than 37.5A.
2. Charge until battery voltage (under charge) reaches 14.1V to 14.4V at 25°C(77°F).
3. Hold at 14.1V to 14.4V until current drop to under 0.90A for at least 3 hours.
4. Temperature compensation coefficient of charging voltage is -30mV/°C.
Standby Service
1. Hold battery across constant voltage source of 13.6 to 13.8 volts with current limit 37.5A continuously. When held at this voltage, the battery will seek its own current level and maintain itself in a fully charge status.
2. Temperature compensation coefficient of charging voltage is -18mV/°C.

Nominal Operating Temp. Range
25±3°C (77±5°F)

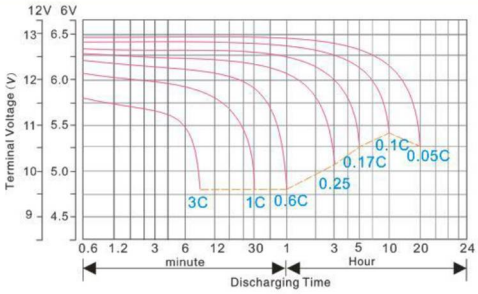
Operating Temperature		
Discharge: -15÷50°C	Charge: 0÷40°C	Storage: -15÷40°C

NOTE : The battery should be charged within 6 months of storage, Otherwise, permanent loss of capacity might occur as a result of sulfation

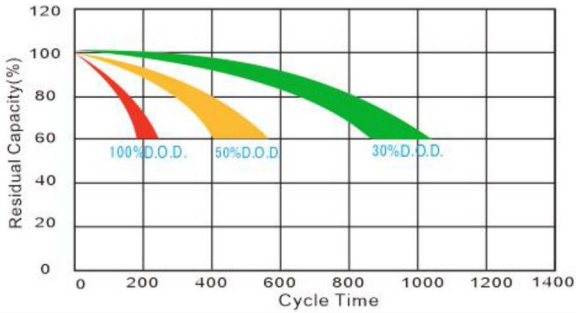
### CHARGE CHARACTERISTICS (25°C/77°F)



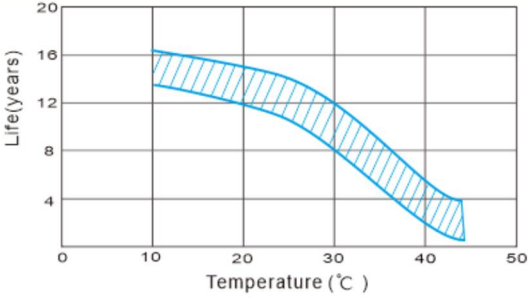
### DISCHARGE CHARACTERISTIC (25°C/77°F)



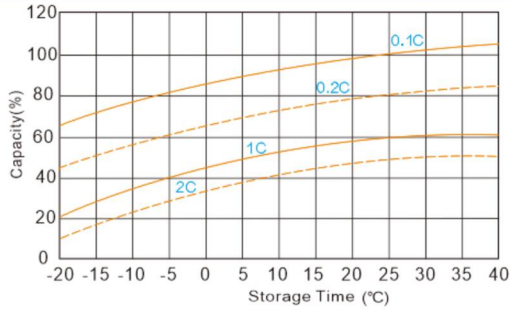
### CYCLE LIFE IN RELATION TO DEPTH OF DISCHARGE



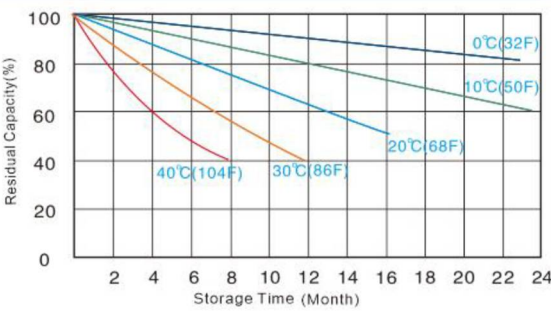
### TEMPERATURE VS FLOAT LIFE



### CAPACITY CURVE AT DIFFERENT TEMPERATURE



### SELF DISCHARGE CHARACTERISTICS



### Constant Current Discharge (Amperes) at 25°C (77°F)

End Voltage (V)	10 min	15 min	30 min	45 min	1 h	1,5 h	2 h	3 h	5 h	8 h	10 h	20 h
9.6V	361	285	160	138	94	74	63	39.6	27.3	18.5	15.6	8.06
9.9V	344	271	152	133	92	72	61	38.6	26.7	18.1	15.4	8.01
10.2V	328	258	146	129	90	71	60	37.5	26.1	17.7	15.3	7.95
10.5V	312	247	139	124	87	69	58	36.7	25.5	17.4	15.1	7.90
10.8V	297	235	132	120	85	67	57	35.8	24.9	17.0	15.0	7.85

### Constant Power Discharge (Watts) at 25°C (77°F)

End Voltage (V)	10 min	15 min	30 min	45 min	1 h	1,5 h	2 h	3 h	5 h	8 h	10 h	20 h
9.6V	3863	3382	2067	1448	1206	878	657	491	316	240	185	100
9.9V	3679	3220	1969	1400	1176	857	642	479	308	235	184	99
10.2V	3504	3067	1875	1352	1147	837	626	467	301	231	182	98
10.5V	3337	2921	1786	1307	1120	816	611	455	293	226	180	97
10.8V	3178	2782	1701	1262	1092	796	596	445	286	222	178	96