

# SLC SERIES

GENERAL PURPOSE BATTERIES



## DATASHEET

# SLC 140-12

12V 140AH

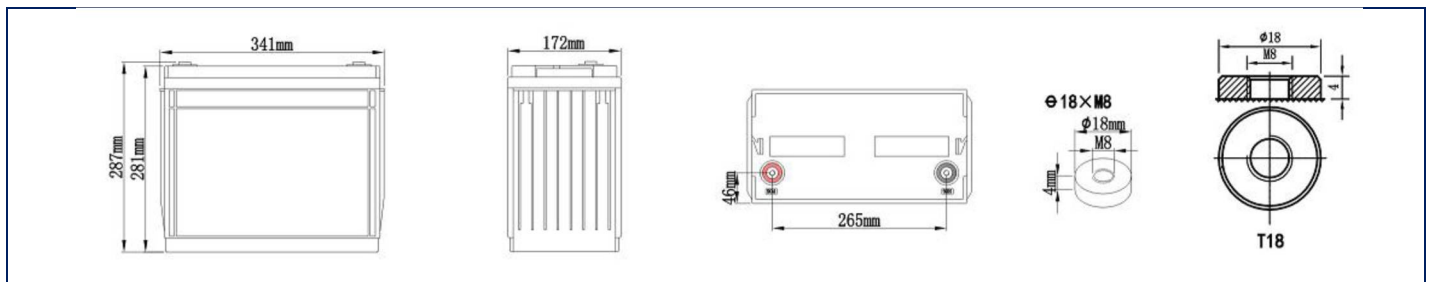
**AGM SEALED VRLA BATTERY**

**EUROBAT 2022 CLASSIFICATION: 10-12 Years – Long Life**

**Designed in accordance with IEC 60896-21/22**

### SPECIFICATIONS

Nominal Voltage	Nominal Capacity	Dimension ±3mm				Weight ±2%	Max Discharge Current (5s)	Internal Resistance	Standard Terminal	Container Material
		L	W	H	TH					
12V	140AH	341mm	172mm	281mm	287mm	41,4kg	1.350A	≈4.2 mΩ	M8	ABS



### CONSTANT-VOLTAGE CHARGE

Rated Capacity	
20 hour rate (7.25A)	152.4AH
10 hour rate (14.5A)	145.2AH
5 hour rate (24.65A)	123.5AH
3 hour rate (36.25A)	109.2AH
1 hour rate (87.0A)	91.1AH
Capacity affected by temperature	
40°C (104°F)	103%
25°C (77°C)	100%
0°C (32°F)	86%

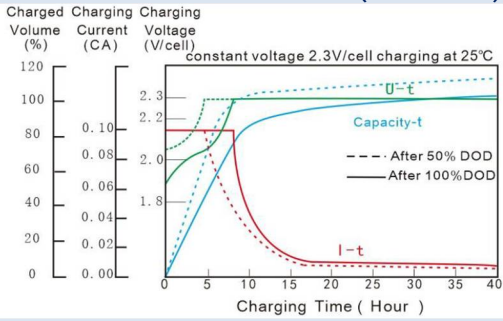
Nominal Operating Temp. Range
25±3°C (77±5°F)

Cycle Application
1. Limit initial current less than 36.25A.
2. Charge until battery voltage (under charge) reaches 14.1V to 14.4V at 25°C(77°F).
3. Hold at 14.1V to 14.4V until current drop to under 0.87A for at least 3 hours.
4. Temperature compensation coefficient of charging voltage is -30mV/°C.
Standby Service
1. Hold battery across constant voltage source of 13.6 to 13.8 volts with current limit 36.25A continuously. When held at this voltage, the battery will seek its own current level and maintain itself in a fully charge status.
2. Temperature compensation coefficient of charging voltage is -18mV/°C.

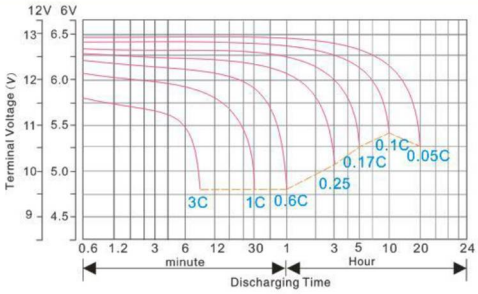
Operating Temperature		
Discharge: -15÷50°C	Charge: 0÷40°C	Storage: -15÷40°C

NOTE : The battery should be charged within 6 months of storage, Otherwise, permanent loss of capacity might occur as a result of sulfation

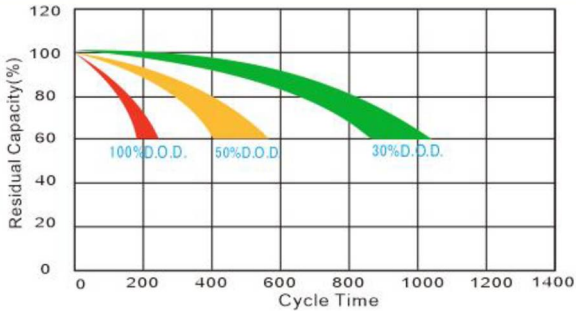
### CHARGE CHARACTERISTICS (25°C/77°F)



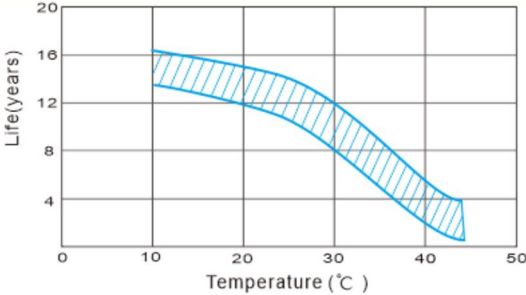
### DISCHARGE CHARACTERISTIC (25°C/77°F)



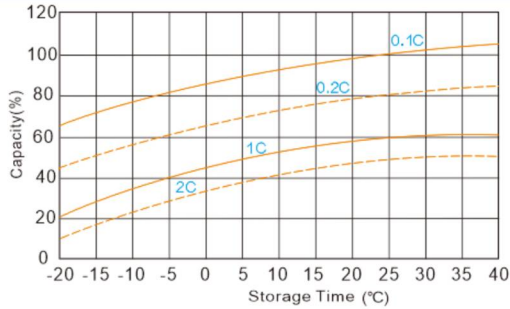
### CYCLE LIFE IN RELATION TO DEPTH OF DISCHARGE



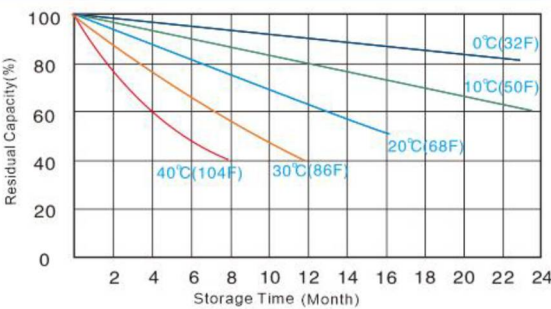
### TEMPERATURE VS FLOAT LIFE



### CAPACITY CURVE AT DIFFERENT TEMPERATURE



### SELF DISCHARGE CHARACTERISTICS



### Constant Current Discharge (Amperes) at 25°C (77°F)

End Voltage (V)	10 min	15 min	30 min	45 min	1 h	1,5 h	2 h	3 h	5 h	8 h	10 h	20 h
9.6V	349	276	156	133	91.1	72.6	61.9	37.9	26.4	18.2	15.16	7.86
9.9V	333	264	148	129	90.0	72.6	60.9	37.3	25.7	17.8	14.95	7.78
10.2V	318	250	140	126	86.8	70.5	58.7	36.4	25.1	17.5	14.84	7.69
10.5V	302	238	133	121	85.8	69.4	57.7	35.8	24.7	17.1	14.63	7.62
10.8V	288	227	129	116	83.6	67.3	56.6	34.9	24.0	16.8	14.52	7.55

### Constant Power Discharge (Watts) at 25°C (77°F)

End Voltage (V)	10 min	15 min	30 min	45 min	1 h	1,5 h	2 h	3 h	5 h	8 h	10 h	20 h
9.6V	3626	3004	1860	1303	1087	801	599	446	288	218	170	91
9.9V	3453	2862	1771	1258	1062	780	584	436	281	214	167	90
10.2V	3289	2726	1686	1217	1035	762	569	424	275	209	165	89
10.5V	3133	2596	1606	1176	1009	743	555	413	267	205	164	88
10.8V	2983	2472	1530	1136	985	724	542	405	261	202	163	87