

DATASHEET

GHL 75-12

12V 75AH



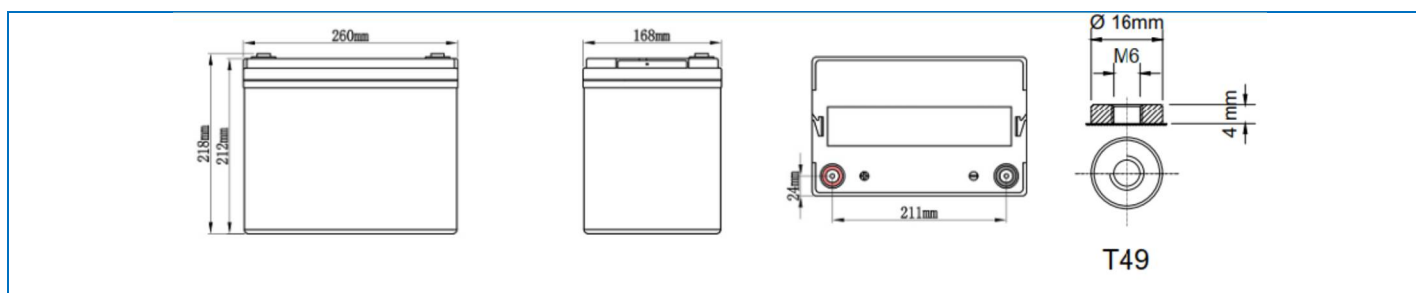
GEL SEALED VRLA BATTERY

EUROBAT 2022 CLASSIFICATION: 12 Years – Long Life

Designed in accordance with IEC 60896-21/22

SPECIFICATIONS

Nominal Voltage	Nominal Capacity	Dimension ±3mm				Weight ±2%	Max Discharge Current (5s)	Internal Resistance	Standard Terminal	Container Material
		L	W	H	TH					
12V	75AH	260mm	168mm	212mm	218mm	23,5kg	840A	≈5.5 mΩ	M6	ABS UL94-V0



CONSTANT-VOLTAGE CHARGE

Rated Capacity	
20 hour rate (3.75A)	80.0AH
10 hour rate (7.0A)	75.0AH
5 hour rate (12.75A)	63.75AH
3 hour rate (18.75A)	56.25AH
1 hour rate (41.25A)	43.0AH
Capacity affected by temperature	
40°C (104°F)	103%
25°C (77°C)	100%
0°C (32°F)	86%

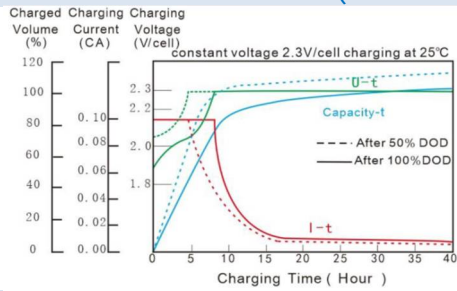
Cycle Application
1. Limit initial current less than 15.0A.
2. Charge until battery voltage (under charge) reaches 14.1V to 14.4V at 25°C(77°F).
3. Hold at 14.1V to 14.4V until current drop to under 0.45A for at least 3 hours.
4. Temperature compensation coefficient of charging voltage is -30mV/°C.
Standby Service
1. Hold battery across constant voltage source of 13.6 to 13.8 volts with current limit 15.0A continuously. When held at this voltage, the battery will seek its own current level and maintain itself in a fully charge status.
2. Temperature compensation coefficient of charging voltage is -18mV/°C.

Nominal Operating Temp. Range
25±3°C (77±5°F)

Operating Temperature
Wide operating temperature range from -20°C~55°C

NOTE : The battery should be charged within 6 months of storage, Otherwise, permanent loss of capacity might occur as a result of sulfation

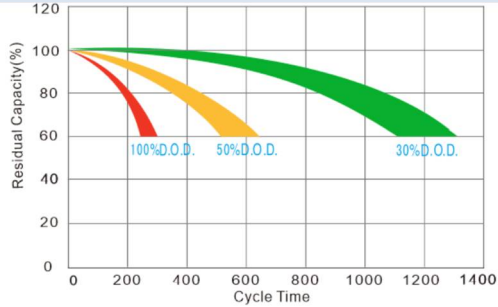
CHARGE CHARACTERISTICS (25°C/77°F)



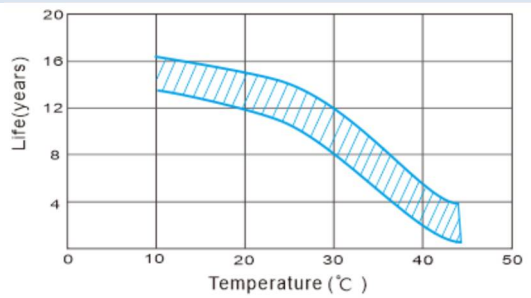
DISCHARGE CHARACTERISTIC (25°C/77°F)



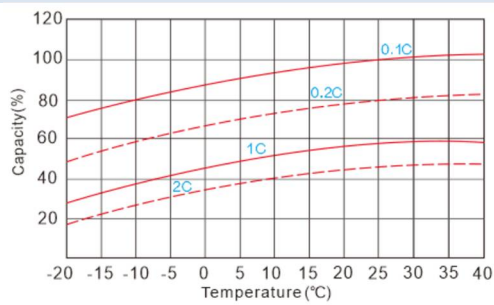
CYCLE LIFE IN RELATION TO DEPTH OF DISCHARGE



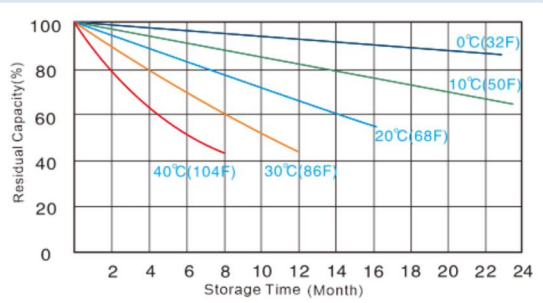
TEMPERATURE VS FLOAT LIFE



CAPACITY CURVE AT DIFFERENT TEMPERATURE



SELF DISCHARGE CHARACTERISTICS



Constant Current Discharge (Amperes) at 25°C (77°F)

End Voltage (V)	10 min	15 min	30 min	45 min	1 h	1,5 h	2 h	3 h	5 h	8 h	10 h	20 h
9.6V	184	145	83	71	47.7	37.9	32.0	19.7	13.7	9.40	7.89	4.10
9.9V	176	138	78	69	46.9	37.1	31.2	19.4	13.4	9.25	7.80	4.06
10.2V	168	132	75	66	45.4	36.3	30.4	19.0	13.1	9.09	7.73	4.02
10.5V	159	125	71	64	44.7	35.6	29.8	18.6	12.9	8.86	7.65	3.99
10.8V	151	120	68	62	43.9	34.8	29.0	18.2	12.5	8.71	7.50	3.94

Constant Power Discharge (Watts) at 25°C (77°F)

End Voltage (V)	10 min	15 min	30 min	45 min	1 h	1,5 h	2 h	3 h	5 h	8 h	10 h	20 h
9.6V	2056	1704	1054	739	615	448	335	250	161	122	94.6	50.9
9.9V	1959	1622	1004	714	600	437	327	243	158	120	93.6	50.5
10.2V	1864	1545	956	690	584	426	319	238	153	118	92.8	49.9
10.5V	1776	1472	910	666	570	416	312	231	150	115	91.7	49.4
10.8V	1692	1401	868	644	557	406	304	226	146	113	90.9	49.0