



FELT HAPPY MARKET

PRODUCE SERIES

Whole Carrots

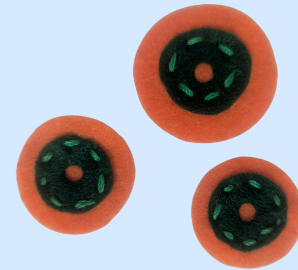


Sewing Instructions

What's Included In Your
WHOLE CARROTS KIT
Makes 3 Whole Carrots




- 3 Carrots
- Thread
- Stuffing
- 3 Sewing Needles
- Needle Threader



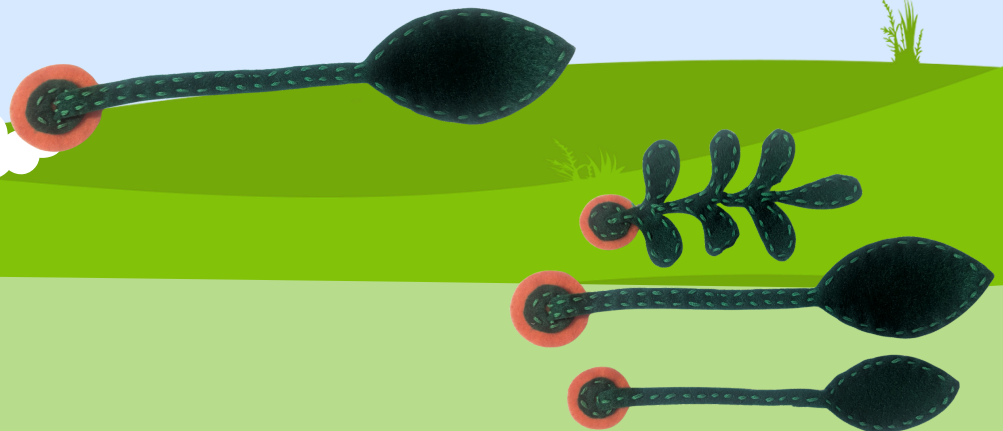
Add a green circle to the corresponding orange circle.

Sew them together using a running stitch and green thread.

Using green thread, sew a running stitch around each leaf.



Attach each leaf to the center of a circle.



Sewing Instructions



Using orange thread;
Running stitch details onto each carrot.



Fold each carrot in half and blanket stitch along
the side using orange thread.

Add stuffing.



Blanket stitch the top circle in place.

