




FELT HAPPY MARKET

FOOD COURT SERIES

Squeeze the Day Lemonade Kit



*Straw colors vary from kit to kit.



What's Included In Your SQUEEZE THE DAY LEMONADE KIT

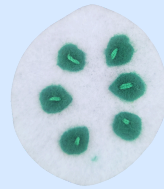


Cup & Lid
Reusable Straw
6 Ice Cubes
2 Lemons
2 Limes

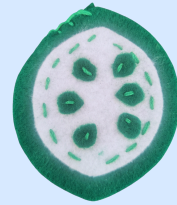
Stuffing
Thread
3 Sewing Needles
4 Straight Pins

*Straw colors vary from kit to kit.

Make the The Limes



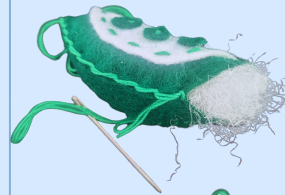
Single stitch 6 seeds on the white oval with green thread.



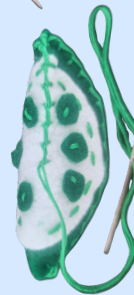
Running stitch the white oval to the green oval.



Blanket stitch around the diamond, leaving an opening for stuffing.



Add stuffing, then blanket stitch closed.



Blanket stitch across the lime top to create a crease.

Repeat the same steps for the lemons using yellow thread.

Ice Cube Sewing Instructions

Take two squares. Blanket stitch around the edges, leaving a small opening.

Add a bit of stuffing.



Finish closing with the blanket stitch.

