





FELT HAPPY MARKET

FOOD COURT SERIES

Pizza Pals Kit



What's Included In Your

PIZZA PALS KIT




4 Wedges of Crust
4 Wedges of Sauce
4 Wedges of Swiss
Cheese
4 Lettuce
4 Mushrooms
4 Tomato

4 Pepperoni
4 Olives
4 Pineapple
Stuffing
Thread
3 Sewing Needles
4 Straight Pins

Crust Sewing Instructions

Crust

Brown Thread
Blanket stitch across the
top edge of two crust
pieces to join them.




Single stitch about an inch
down from the top edge,
adding stuffing as you go.

Finish blanket stitching all the
way around the edges to close
and secure the piece.



Sauce & Cheese

Add two pieces of cheese/sauce together.
Blanket stitch around the outer edges.




Sewing Instructions

Pineapple

Yellow Thread



Single stitch the details onto each pineapple slice.



Use the two stitched pineapple pieces and blanket stitch around the edges to join them together.

Tomato



Using yellow thread, stitch the seeds onto the tomato.



Fold the piece in half. Using red thread, blanket stitch all the way around, adding a small amount of stuffing before closing it up.

Mushrooms



Take one mushroom piece; blanket stitch all the way around using brown thread.



Pepperoni

Using red thread and a blanket stitch, sew all the way around the edge of the circle. This adds detail and gives it a finished look.

Follow the same steps for each additional piece of pepperoni.