




FELT HAPPY MARKET

FOOD COURT SERIES

Nacho Average Snack Kit



What's Included In Your **NACHO AVERAGE SNACK KIT**




1 Container
1 Cheese Cup
10 Tortilla Chips
Stuffing

3 Sewing Needles
4 Straight Pins
Needle Threader

Tray Assembly



- Take the two small side pieces and attach them to the ends of the long rectangle piece.
- Using white thread, blanket stitch along each edge to secure them.



- Line up the back panel to the sides and bottom.
- Use white thread to blanket stitch the two side seams.

Add the Bottom Panel

- Position the bottom piece at the base.



- Blanket stitch all the way around the edges to secure it.


Finish the Top Edge



Blanket stitch neatly across the top edge of the basket for a clean finish.

Create the Felt Chips


- Place two chip-shaped felt pieces together.



- Using cream thread, blanket stitch all the way around.
- Optional: Slightly stuff for dimension before finishing the stitch.

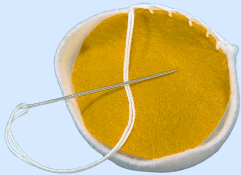


Create the Cheese Cup




Using white thread, blanket stitch the long rectangle to the white circle.

Blanket stitch up the side.



Add stuffing to $\frac{3}{4}$ full and blanket stitch the top yellow circle.

Fold the top in on itself to create a cup.



Blanket stitch across the top to secure the fold.