




FELT HAPPY MARKET

PRODUCE SERIES

Lime Slices



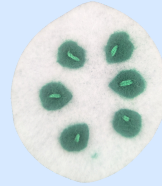
Sewing Instructions

What's Included In Your **LIME SLICES** Makes 4 Slices

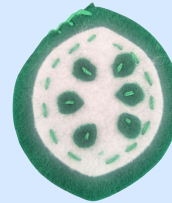


4 Lime Slices
Stuffing

Thread
3 Sewing Needles
1 Needle Threader



Single stitch 6 seeds on the white oval with green thread.



Running stitch the white oval to the green oval.



Blanket stitch around the diamond, leaving an opening for stuffing.



Add stuffing, then blanket stitch closed.



Blanket stitch across the lime top to create a crease.