




FELT HAPPY MARKET

PRODUCE SERIES

Berry Besties Kit



What's Included In Your

BERRY BESTIES KIT

Makes 12 Raspberries
& 12 Blueberries



- 12 Raspberries
- 12 Blueberries
- Stuffing
- Thread
- 3 sewing needles
- Needle Threader

Raspberries



Fold the raspberry piece in half and blanket stitch together.



Turn the project inside out.




Running Stitch along the top edge and add stuffing.

Pull the Running Stitch tight. Close the top.



Bring your needle and thread to the bottom, then pull it all the way up through the center of your project.



Repeat the above step eight times or until desired look is achieved.



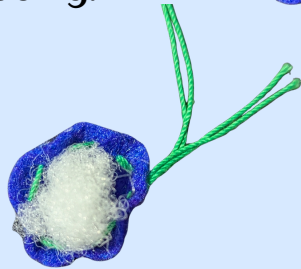
Blueberries



Using green thread,
Running Stitch around the
top of the blueberry.



Add a little bit of stuffing.



Pull the Running Stitch closed.

Add the stem to the top
and stitch it in place.

