





FELT HAPPY MARKET

FOOD COURT SERIES


Allstar Hot Dog Kit



*Basket colors may vary from kit to kit.



What's Included In Your **ALL STAR HOT DOGS KIT**



1 Hot Dog
1 Ketchup Cup
1 Basket
Stuffing

Needle Threader
3 Sewing Needles
3 Straight Pins

Bun Instructions



Bun

Match both bun pieces together. Using tan thread, sew a single stitch up the center.

Included in Kit:
1 Hot Dog
1 Ketchup Cup
1 Basket
Stuffing
Needle Threader
3 Sewing Needles
3 Strait Pins




Blanket stitch around 3/4 of one side, matching up the edges as you go.

Add stuffing, then repeat the process on the other side.

Mustard Instructions

Mustard



Center the dark brown felt piece. Using yellow thread, sew a single stitch down the center to secure the mustard.



Fold the piece in half with the wrong sides facing out.

Using dark brown thread, blanket stitch along the long edge, leaving both ends open.

Meat Instructions

Meat




Turn the project right side out. Weave the needle in and out around the top opening, then pull to cinch it closed.



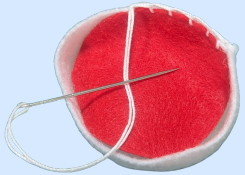
Add stuffing, then repeat the cinching process to close the remaining side.

Ketchup Instructions




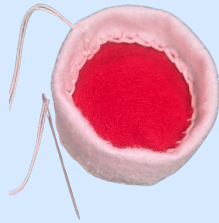
Using white thread, blanket stitch the long rectangle to the white circle.

Blanket stitch up the side.



Add stuffing to $\frac{3}{4}$ full and blanket stitch the top red circle.

Fold the top in on itself to create a cup.



Blanket stitch across the top to secure the fold.