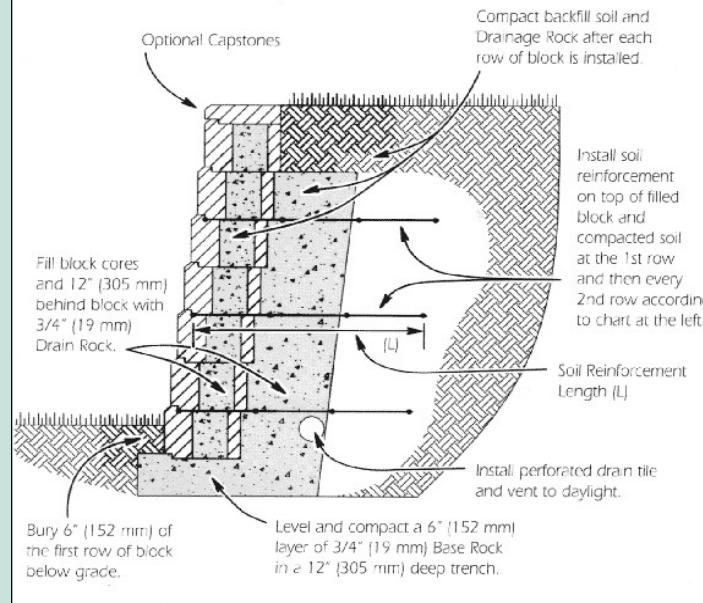




# WALLS, STEPS & FIREPITS

**Morrison Gravel • (360) 876-4701**

## RETAINING WALL INSTALLATION DIAGRAM



### Table of Contents

Walls ..... I

Post Caps ..... 10

Steps & Treads ... 11





Firepits ..... 14



Accessories ..... 15

Prices are effective 3/9/26 and are subject to change without notice.  
These prices are for pickup only, please call for delivery.

**20% Off While Supplies Last**

Discount Applied at Checkout

Height 4' without engineering		Size:	Per Piece:	Per Pallet:
<b>Jumbo</b> 	Grey \$6.05 ea	8 1/2" long	.45 sf	45 sf
	Rocky Mountain \$7.00 ea	7 5/8" high 9 1/2" deep	39 lbs	100 / pallet 3950 lbs
<b>Lite</b> 	Rocky Mountain \$11.40 ea	17 5/8" long	.47 sf	33 sf
	\$820.80 pal	3 13/16" high 11 5/8" deep	54 lbs	72 / pallet 3938 lbs
<b>Short Corner</b> 	Rocky Mountain \$18.20 ea	11 5/8" long	59 lbs	40 / pallet 2410 lbs
		7 5/8" high 7 5/8" deep		
<b>Long Corner</b>	Grey \$22.40 ea	15 5/8" long	72 lbs	30 / pallet 2210 lbs
	Rocky Mountain \$25.05 ea	7 5/8" high 7 5/8" deep		
<b>Short Cap</b> 	Grey \$5.90 ea	11 3/8" long	.95 lin ft	91 lin ft
	\$566.40 pal	3 5/8" high 11 7/8" deep	38 lbs	96 / pallet 3698 lbs

Height 3' without engineering	Size:	Set/Piece:	Per Pallet:
<b>Retaining 4-piece set</b> 	\$34.90 / 4pc set	2 ea 16"	15 - 4pc sets
	\$523.50 / pallet <i>Approx. \$17.45 per sf</i>	1 ea 10" 1 ea 6" 6" high 8" deep	3 layers 30 sf 2342 lbs
<b>Free-standing 4-piece set</b> 	\$25.70 / 4pc set	2 ea 16"	30 - 4pc sets
	\$771.00 / pallet <i>Approx. \$25.70 per sf</i>	1 ea 10" 1 ea 6" 6" high 5" deep <i>(leave 1" gap between front &amp; back)</i>	5 layers 30 sf 2934 lbs
<b>Corner</b>	\$15.65 / piece	16" long	28 pcs
	\$438.20 / pallet	6" high 8" deep	1627 lbs
<b>Wall End</b>	\$34.70 / piece	8" long	n/a
		6" high 11" deep	35 lbs ea


**Block Colors:** Riviera, Victorian  
**While Supplies Last:** Toscana \*\*Additional 20% off this color!\*\*

<b>Cap</b>	\$5.10 / piece	7" & 8" long	.63 lin ft ea	90 lin ft
	\$734.40 / pallet	3" high 12-13.5" deep	23 lbs ea	144 pcs 3357 lbs
<b>End Cap</b>	\$15.15 / piece	8" long	.67 lin ft ea	n/a
		3" high 13.5" deep	24 lbs ea	

**Cap Colors:** Graphite, Victorian  
**While Supplies Last:** Toscana \*\*Additional 20% off this color!\*\*

<b>U-Start Base Block</b>	\$5.45 / piece	16 3/4" long	1.4 lin ft ea	84 lin ft
	\$305.20 / pallet	3 1/2" high 12" deep	51 lbs ea	56 pcs 2901 lbs

**Colors:** Grey





There is a \$35 refundable pallet deposit on each pallet.  
Be sure to have your receipt!


### DIAMOND CAPS & STEPS By Belgard

		Size:	Per Piece:	Per Pallet:
<b>Cap</b> 	\$8.10 / piece \$583.20 / pallet	17 1/4" x 12" long 3" high 13" deep	1.25 lin ft 48 lbs	72 pcs 90 lin ft 3501 lbs
<b>Cap Colors:</b> Charcoal, Grey, Rainier, Tan, Victorian				
<b>Step</b> 	Grey: \$12.20 / piece Charcoal: \$13.05 / piece Tan: \$13.05 / piece	16" long x 6" high 12" deep	84 lbs	44 pcs 58.7 lin ft 3741 lbs
<b>Step Colors:</b> Charcoal, Grey, Tan				

### DIAMOND 10D By Belgard Retaining


		Size:	Per Piece:	Per Pallet:
Height 3.5' without engineering				
<b>Straight Face</b> 	\$6.00 / piece \$324.00 / pallet Approx. \$8.11 per sf	17 1/4" long 6" high 10" deep	.74 sf 63 lbs	54 pcs 39.4 sf 3447 lbs
<b>Corner</b> 	\$11.90 / piece	17" long x 6" high 8.5" deep	67 lbs	40 pcs 2725 lbs
USES DIAMOND CAPS AND STEPS				
<b>Colors:</b> Grey, Rainier, Rio, Victorian				
<b>While Supplies Last:</b> Tan, Toscana **Additional 20% off these colors**				







There is a \$35 refundable pallet deposit on each pallet.  
Be sure to have your receipt!

### DIAMOND PRO SPLIT FACE By Belgard Retaining

		Size:	Per Piece:	Per Pallet:
Height 4' without engineering				
<b>Beveled Face</b> 	\$8.40 / piece \$378.00 / pallet Approx. \$8.40 per sf	18" long 8" high 12" deep	1 sf 72 lbs	45 pcs 45 sf 3285 lbs
<b>Colors:</b> Grey Limited on hand stock—contact us for availability and lead time				
USES DIAMOND CAPS, STEPS AND DIAMOND PRO SPLIT CORNERS				


### DIAMOND PRO PIN SYSTEM SPLIT FACE By Belgard Retaining

		Size:	Per Piece:	Per Pallet:
Height 4' without engineering				
Less setback than non-pin systems				
<b>Split Face</b> Requires Pins 	Grey: \$7.30 / piece \$328.50 / pallet Approx. \$7.30 per sf	18" long 8" high 12" deep	1 sf 72 lbs	45 pcs 45 sf 3330 lbs
	Rio, Tan*, Victorian: \$8.05 / piece \$362.25 / pallet Approx. \$8.05 per sf			
<b>Corner</b> 	Grey: \$12.65 / piece	18" long 8" high 9" deep	78 lbs	40 pcs 3146 lbs
	Rio, Tan*, Victorian: \$13.40 / piece			
<b>Pins</b>	\$27.00 / box	5" (use 2 / block)	-	100 pcs/box
<b>Colors:</b> Grey, Rio, Tan*, Victorian *Limited on hand stock—contact us for availability and lead time				
USES DIAMOND CAPS AND STEPS				



<b>DIAMOND PRO PIN SYSTEM SMOOTH FACE</b> By Belgard			Retaining	
Height 4' without engineering				
Less setback than non-pin systems		Size:	Per Piece:	Per Pallet:
<b>Smooth Face</b> *Requires Pins*	\$9.10 / piece \$364.00 / pallet <i>Approx. \$9.10 per sf</i>	18" long 8" high 12" deep	1 sf 78 lbs	40 pcs 40 sf 3170 lbs
<b>Smooth Face Corner</b>	\$13.60 / piece	18" long 8" high 8" deep	78 lbs	24 pcs 1902 lbs
<b>Smooth Face Cap</b>	\$8.90 / piece \$480.60 / pallet	18" & 12" long 4" high 12" deep	1.25 lin ft 63 lbs	54 pcs 67.5 lin ft 3420 lbs
<b>Pins</b>	\$30.00 / box	5" (use 2 / block)	-	100 pcs/box
<b>Block Colors:</b> Graphite, Grey, Rio, Victorian				
<b>Cap Colors:</b> Graphite, Grey, Victorian				







There is a \$35 refundable pallet deposit on each pallet.  
Be sure to have your receipt!

<b>FLAGSTONE WALL</b> By Belgard		Freestanding		
Height 16", no retaining		Size:	Per Piece:	Per Pallet:
<b>Flagstone Wall</b>	\$4.90 / piece \$686.00 / pallet <i>Approx. \$14.60 per sf</i>	12" & 9" long 4" high 9" deep	.75-1 lin ft .25-.42 sf 20 lbs	140 pcs 2845 lbs Approx 47sf
<b>Colors:</b> Arcadian, Tranquil				

<b>MELVILLE WALL</b> By Belgard		Freestanding / Retaining		
Height 2' Retaining or 3' Freestanding		Size:	Per Piece:	Per Pallet:
<b>Block</b>	\$11.25 / piece \$540.00 / pallet <i>Approx. \$20.25 per sf</i>	20" long 4" high 10" deep	.55 sf 67 lbs	48 pcs 26.67 sf 3219 lbs
<b>Cap</b>	\$10.25 / piece \$738.00 / pallet	20" long 2" high 13" deep	1.67 lin ft .28 sf 43 lbs	72 pcs 120 lin ft 3141 lbs
<b>Wedge</b>	\$5.00 / piece \$360.00 / pallet	9 1/2" long 4" high 10" deep	.26 sf 27 lbs	72 pcs 19 sf 1922 lbs
<b>Colors:</b> Anthracite, Hickory, Shaded Grey				

<b>METROPOLITAN 6°</b> By Allan Block		Retaining		
<b>20% Off While Supplies Last</b> Discount Applied at Checkout				
Height 4' without engineering		Size:	Per Piece	Per Pallet
<b>Standard</b>	\$15.30 ea \$612.00 pal <i>Approx. \$16.11 per sf</i>	18" long 8" high 12" deep	.95 sf 83 lbs	38 sf 40 per pallet 3370 lbs
<b>Corner</b>	\$26.20 ea	16" long 8" high 8" deep	78 lbs	30 per pallet 2390 lbs
<b>Colors:</b> Granville Grey, Rocky Mtn, Silverado				
<b>Cap</b>	\$10.30 ea \$576.80 pal	18" long 4" high 12" deep	~1.5 lin ft 55 lbs	84 lin ft 56 per pallet 3130 lbs
<b>Colors:</b> Charcoal, Granville Grey, Rocky Mtn				

**SHELTON WALL PIN SYSTEM** By Belgard Freestanding/Retaining







Height 3' without engineering		Size:	Piece/Set:	Per Pallet:
Less setback than non-pin systems				
<b>3-Piece Set</b> Tumbled *Requires pins*	 \$24.38 / set \$487.60 / pallet <i>Approx. \$18.75 per sf</i>	16,12,6" long 6" high 10" deep	1.3 sf 145 lbs	20 sets 26 sf 2884 lbs
<b>Cap</b> Tumbled	 \$8.30 / piece \$597.60 / pallet	12"&10" long 3"high 12" deep	.92 lin ft 28 lbs	72 pcs 66 lin ft 2066 lbs
<b>Pins</b>	\$18.90 bag	80 pins / bag	-	-

**Note:** Corners included in every pallet.

**Block Colors:** Rainier, Rio, Victorian


**Cap Colors:** Charcoal, Rainier, Victorian

**STONETERRA** By StoneTerra Retaining

Height 6' without engineering		Size:	Info:
<b>Full</b>	 \$104.00 / piece <i>Approx. \$11.75 per sf</i>	2' x 4' 2' deep	8 sf 1750 lbs ea
<b>Half</b>	 \$104.00 / piece	2' x 2' 2' deep	4 sf 905 lbs ea
<b>Full Bench</b>	 \$104.00 / piece	2' x 4' 2' deep	8 sf 1375 lbs ea
<b>Half Bench</b>	 \$104.00 / piece	2' x 2' 2' deep	4 sf 695 lbs ea
<b>Full Corner</b>	 \$131.00 / piece	2' x 4' 2' deep	8 sf 2300 lbs ea
<b>Full Bench Corner</b>	 \$131.00 / piece	2' x 4' 2' deep	8 sf 1800 lbs ea

Delivery not available for Stoneterra. Pick up only.

**Color:** Grey



There is a \$35 refundable pallet deposit on each pallet.

Be sure to have your receipt!

**WESTON STONE** By Belgard Freestanding / Retaining

Height 2.5' Retaining or 3' Freestanding		Size:	Piece/Set:	Per Pallet:
<b>Universal</b> Tumbled or PreProcessed	 \$5.05 / piece \$606.00 / pallet <i>Approx. \$15.30 per sf</i>	12" long 4" high 8" deep	.33 sf 29 lbs	120 pcs 40 sf 3525 lbs
<b>Colors:</b> Charcoal, Rio, Victorian				
<b>3-Piece Set</b> Tumbled or PreProcessed	 \$11.75 / set \$493.50 / pallet <i>Approx. \$11.75 per sf</i>	16,12,8" long 4" high 8" deep	1 sf 83 lbs	42 sets 42 sf 3544 lbs
<b>While Supplies Last:</b> Toscana, Victorian <b>**Additional 20% off!**</b>				
<b>Wedge</b> Tumbled or PreProcessed	 \$4.35 / piece \$913.50 / pallet	5.25,7.75" long 4" high 8" deep	.22 sf 17 lbs	210 pcs 3516 lbs

**Colors:** Rio, Victorian

USES WESTON UNIVERSALS (ROTATED) OR MARINA COPING FOR CAPS



<b>TANDEM</b> By Belgard		Freestanding /Retaining		
Height 3' without engineering		Size:	Per Layer:	Per Pallet:
<b>Veneer</b> Ashlar Rio Ashlar Rainier Ashlar Victorian Melville Midnight Melville Rio	\$87.60 / layer \$525.60 / pallet  <i>Approx. \$7.50 per sf **double for H connectors**</i>	18.5", 16", 13.25" long 7" high 2 5/8" deep	5 ea 18.5" 5 ea 16" 5 ea 13.25" 11.68 sf	6 layers 70.1 sf 1991 lbs
2 sq ft of panel required to complete 1 sq ft of wall when using H connectors				
<b>Wall Cap</b> Ashlar Midnight Ashlar Rainier Ashlar Victorian Melville Midnight	\$21.40 / piece \$684.80 / pallet	24" long 3 1/4" high 1 1/2" deep	2 lin ft ea 93 lbs ea	64 lin ft 32 pcs 3085 lbs
<b>Column Kit</b> Ashlar Victorian Ashlar Rainier Ashlar Rio (w/ Midnight cap)	\$318.70 / column 20"x20" 3 1/2' high	Column Kit Includes: 20 ea Column Blocks \$153.40 20 ea Modular Blocks \$70.00 1 Bag Next Univ Conn \$30.50 1 ea Column Cap \$42.60 4 ea U-Start Base Blocks \$22.20		
<b>U-Start Base Block</b>	\$5.55 / piece \$310.80 / pallet	16 3/4" long 3 1/2" high 1 1/2" deep	1.4 lin ft ea 51 lbs ea	84 lin ft 56 pcs 2901 lbs
<b>Connectors</b>				
<b>Modular Block</b> <b>Backer Block</b>	\$3.50 / piece \$448.00 / pallet	7 7/8" x 7 7/8" 7" high 2 1/2 lbs		84 lin ft 128 pcs 2733 lbs
<b>Next Universal Block Connector</b>	\$30.50 / bag \$122.00 / box	Usage: Retaining—1 pc/block Freestanding—2 pcs/veneer unit		37 pcs/bag 4 bags/box
<b>H Connector</b> 8" H Connector	\$56.75 / bag	11.53 sf / bag		30 pcs/bag

## TANDEM INSTALLATION OPTIONS

### MODULAR BLOCK

- Retaining or Freestanding walls
- Height:  
Retaining 36"  
Freestanding 22"
- Minimum 6" buried
- Install on u-start base
- 2.7 degree setback on retaining walls



### H CONNECTOR


- Retaining or Freestanding Walls
- Height:  
Retaining 36"  
Freestanding 28"
- Minimum 6" buried
- Install on u-start base
- .5 degree setback on retaining walls



## POST CAPS

### CONCRETE By Belgard

<b>Tandem Column Cap (flat)</b> <i>Colors: Charcoal, Rainier, Victorian</i>	24" x 24"	\$42.60 each
<b>NATURAL STONE</b>		
<b>Antique Black Column Cap</b>	29" x 29"	\$183.75 each
<b>California Gold Column Cap</b>	29" x 29"	\$139.95 each
<b>Indigo Blue Column Cap</b>	29" x 29"	\$110.95 each



There is a \$35 refundable pallet deposit on each pallet.  
Be sure to have your receipt!

# RECTANGULAR STEPS (TREADS)

## Natural Stone

### BASALT TREADS

4 sides chiseled edge

**4-Foot:** 4' x 16" x 6"+/- \$499.00 ea Approx. 440 lbs

### BROWN MIST TREADS

4 sides chiseled edge

**4-Foot:** 4' x 16" x 6"+/- \$410.00 ea Approx. 440 lbs



### COWBOY COFFEE & GOLD RUSH TREADS

Natural shaped, not sawn or snapped

**Varying Sizes**  
Typically: 36-66" x 14-24" x 3-7" \$29.00 sq ft Approx. 88lbs per sq ft

### BLACK TUSK BASALT TREADS

Flamed top for texture, 3 sides sawn, front face chiseled

**Varying Sizes**  
Typically: 48-60" x 12-16" x 6"+/- \$73.00 sq ft Approx. 98lbs per sq ft



### DRAGON STONE TREADS

Natural cleft top, 3 sides sawn, front face chiseled

**4-Foot:** 4' x 14" x 6"+/- \$480.00 ea Approx. 390lbs



### GREY MIST TREADS

4 sides chiseled edge

**4-Foot:** 4' x 16" x 6"+/- \$395.00 ea Approx. 440 lbs

### HARDY ISLAND GRANITE TREADS

Flamed top for texture, 3 sides sawn, front face chiseled

**3-Foot:** 3' x 18" x 6"+/- \$460.00 ea Approx. 405 lbs

**4-Foot:** 4' x 18" x 6"+/- \$615.00 ea Approx. 540 lbs



## HAZELNUT SWIRL TREADS

Flamed top, 4 sides sawn, sealed for color enhancement

**3-Foot:** 3' x 18" x 6"+/- \$225.00 ea Approx. 350 lbs  
**4-Foot:** 4' x 18" x 6"+/- \$295.00 ea Approx. 475 lbs

## LIME BLACK TREADS

4 sides chiseled edge

**4-Foot:** 4' x 16" x 6"+/- \$395.00 ea Approx. 440 lbs

## OUACHITA TREADS

Natural cleft top, snapped edges

**Varying Sizes:**  
typically 36-54" x 18" x 5"+/- \$46.00 lin ft 110 lbs per lin ft

## OZARK MOUNTAIN TREADS

Natural cleft top, snapped edges

**3-Foot:** 3' x 18" x 6"+/- \$165.00 ea Approx. 350 lbs  
**4-Foot:** 4' x 18" x 6"+/- \$175.00 ea Approx. 475 lbs

## PENNSYLVANIA BLUESTONE TREADS

Varying sizes, some are cut with thermal top & edges, others are natural cleft with sawn or snapped edges

**Varying Sizes:**  
*True Blue or Full Color*  
3' or 4' x 16" or 18" x 5-6" +/- \$71.00 sq ft Approx. 80lbs per sq ft

## PENNSYLVANIA BLUESTONE TUMBLED TREADS

Tumbled: thermalled top and sides with natural front edge.

Approximate depth due to natural front

**3-Foot:** 3' x ~18" x 6" \$388.00 ea Approx. 370 lbs  
**4-Foot:** 4' x ~18" x 6" \$515.00 ea Approx. 490 lbs

## QUARTZ BLUE TREADS

Natural cleft top, snapped edges

**3-Foot:** 3' x 18" x 5"+/- \$170.00 ea Approx. 350 lbs  
**4-Foot:** 4' x 18" x 5"+/- \$225.00 ea Approx. 475 lbs

## RECTANGULAR STEPS (TREADS)

### Concrete

#### LANDINGS CONCRETE STEP UNIT

**Colors:** Charcoal, Grey, Rainier, Victorian  
**While Supplies Last:** Toscana

<b>4-Foot:</b> 4' x 18" x 6"	\$230.10 ea	6 per pallet Approx. 420 lbs
------------------------------	-------------	---------------------------------

## IRREGULAR STEPS

#### WHISTLER BASALT ROUGH STEPS

All-natural, roughly flat weathered basalt  
 Approx. 24" x 24" & 12" +/- thick

<b>Steps</b>	\$105.00 ea	Approx. 383 lbs
--------------	-------------	-----------------

#### COLUMBIA GRANITE STEPS

Natural granite rock with naturally flat tops, varies in size and shape

<b>Flats &amp; Steps</b>	\$222.00 ton	Varies
--------------------------	--------------	--------

#### ST. HELENS BASALT STEPS

Natural basalt rock with naturally flat tops, varies in size and shape

<b>Flats &amp; Steps</b>	\$255.00 ton	Varies
--------------------------	--------------	--------

## FIRE RING

#### STEEL INSERT

Blocks are not fire rated. A steel ring should be used on all firepits to protect block from bursting, breaking or damaging persons or property.

Round 31"	\$244.00 each
-----------	---------------

## FIRE PITS



#### FLAGSTONE WALL

Belgard

36ea Flagstone Wall Blocks	45" (OD)
Without Ring \$172.80	12" High
With 31" Steel Ring \$416.80	750 lbs
<b>Colors:</b> Arcadian, Tranquil	12 pcs/layer



#### MELVILLE

Belgard

54ea Melville Wedges	54 1/2" (OD)
Without Ring \$261.90	12" High
<b>Colors:</b> Charcoal, Rio	1488 lbs
	18 pcs/layer



#### THE ROMAN

Belgard

50ea Weston Universals	44"x44" (OD)
Without Ring \$252.50	20" High
<b>Colors:</b> Charcoal, Rio, Victorian	1450 lbs
<i>Available in tumbled or untumbled</i>	



#### ROUND WESTON

Belgard

57ea Weston Wedges	48" (OD)
Without Ring \$228.00	12" High
With 31" Steel Ring \$472.00	1010 lbs
<b>Colors:</b> Rio, Victorian	19 pcs/layer
<b>While Supplies Last:</b> Autumn	
<i>Available in tumbled or untumbled</i>	






#### WESTON STONE CONTEMPORARY

Belgard

36ea Weston Universals	44"x44" (OD)
Without Ring \$181.80	12" High
<b>Colors:</b> Charcoal, Rio, Victorian	1080 lbs
<i>Available in tumbled or untumbled</i>	
	12pcs / layer

## ACCESSORIES

### ADHESIVES

Glue blocks, caps and pavers.	Price	Size
<b>SRW Block Adhesive 10.5 Oz</b> Approx. 14 feet at 3/8" 	\$7.05 ea	10.5 oz tube
<b>SRW Block Adhesive 28 Oz</b> Approx. 35 feet at 3/8"	\$13.50 ea	28 oz tube
<b>Caulking Gun 10.5 Oz</b> Fits 10.5 Oz Adhesive 	\$12.35 ea	3:1 Thrust Ratio
<b>Caulking Gun 28 Oz</b> Fits 28 Oz Adhesive	\$28.35 ea	3:1 Thrust Ratio
<b>StructureBond Foam Adhesive</b> Approx. 600 feet at 3/8" 	\$45.75 ea	24 oz
<b>StructureBond Gun</b>	\$49.85 ea	-
<b>StructureBond Gun Cleaner</b>	\$19.15 ea	500ml
DIAMOND BLADES		
For smooth or fine cuts	Price	Fits
<b>4.5" General Purpose</b>	\$14.25 ea	Grinder
<b>7" General Purpose</b>	\$21.25 ea	Circular Saw
<b>9" General Purpose</b>	\$55.50 ea	Cut Off Saw
<b>14" General Purpose</b>	\$70.50 ea	Cut Off Saw
<b>14" All Purpose</b>	\$174.50 ea	Cut Off Saw



## GEOGRID

### GEOGRID

Add strength and durability to any retaining wall.


<b>Universal—Bidirectional</b>	\$76.25 each	4'x50' roll	Walls up to 6'
<b>3-Series—Bidirectional</b>	\$82.00 each	4'x50' roll	Walls up to 10'
<b>3-Series—Bidirectional</b>	\$124.00 each	6'x50' roll	Walls up to 10'




## LIGHTING

**\*\*While Supplies Last\*\***

### PATH LIGHTS




Typical placement every 8-10'	Model	Details	Price
<b>Modern Path Light Bronze</b>	 <b>TS-B306-BRZ</b>	3w • 300 lumens 360° Beam Spread	\$155.00 Box of 2

### ACCENT LIGHTS

	Model	Details	Price
<b>Traditional Accent Light Bronze</b>	 <b>TS-B102-BRZ</b>	4w • 250 lumens 40° Beam Spread	\$84.15 each



### WALL LIGHTS

	Model	Details	Price
<b>3.5" Hardscape Light Bronze</b>	 <b>TS-A500-BRZ</b>	0.2w • 24 lumens 1 LED	\$42.53 each
<b>7" Hardscape Light Bronze *limited stock*</b>	 <b>TS-A6000-BRZ</b>	1w • 75 lumens 12 LEDs	\$50.90 each
<b>13" Hardscape Light Bronze</b>	 <b>TS-A2000-BRZ</b>	2.4w • 130 lumens 8 Leds	\$67.20 each



**USE WALL LIGHTS  
ON YOUR STAIRS TO  
ADD BOTH SAFETY  
AND AESTHETICS**

### TRANSFORMERS

	Watt/Volt	Timer	Price
<b>TS-TSSP-300 Stainless Steel Transformer</b>	300 watt Output 12v Input 120v	Must Purchase Separately	\$319.80 ea

**1-2 week lead time for transformer. Shipped direct to you.**





**[www.morrisongravel.com](http://www.morrisongravel.com)**

1004 SE Spencer Ave

Port Orchard, WA 98367

Phone: 360-876-4701

E-mail: [info@morrisongravel.com](mailto:info@morrisongravel.com)

**Regular Hours (Oct-Mar)**

**Monday - Friday 8:00 to 4:30**

**Saturday 8:00 to 2:00**

**Summer Hours (Apr-Sep)**

**Monday - Friday 8:00 to 4:30**

**Saturday 8:00 to 4:00**