



PATIOS & PATHWAYS



Morrison Gravel • (360) 876-4701

Table of Contents

Natural Stone Flagstone ...	1
Slabs & Hearths	4
Natural Stone Pavers	5
Concrete Pavers	7
Porcelain Pavers	16
Special Order Pavers	18
Edgers & Borders	20
Accessories	22

Prices are effective 3/9/26 and are subject to change without notice.
These prices are for pickup only, please call for delivery.

NATURAL STONE FLAGSTONE

FLAGSTONE 101

Patio: Stacked flat on the pallet.
Approx. 5-45 pounds ea.
Used for patios or walkways.



Standup: Large sheets standing upright on the pallet. Approx. 135-300 pounds ea.
Used for spill rocks, patios, etc.



Super Ledge and Ledge: Rectangular pieces, flat on the top and bottom.
Ledge: approx. 2-6"
Super Ledge: approx. 2-8" x 6-10"
Used for short walls, planters or edging.



ANTIQUE BLACK

Section 2

	Per Piece	Per Ton (pallets only)	Sq Ft Per Ton	Average Pallet +/-
Tumbled Standup 1" for mortar set	\$0.59 pound	\$1,120.00 ton	120	4000 lbs
Tumbled Standup 2" for sand set	\$0.59 pound	\$1,120.00 ton	80	4000 lbs

COPPER RIDGE

Rustic, Wide Joints Only

Section 2

	Per Piece	Per Ton (pallets only)	Sq Ft Per Ton	Average Pallet +/-
Patio 1" - 1 1/2"	\$0.34 pound	\$615.00 ton	135	4000 lbs
Standup 2"	\$0.39 pound	\$720.00 ton	110	4000 lbs

*Per ton Price only applicable if purchasing a full, unopened pallet.

*If returned, we will convert your original purchase to the per pound price.

1

COWBOY COFFEE

Section 1

	Per Piece	Per Ton (pallets only)	Sq Ft Per Ton	Average Pallet +/-
Patio 1"-1 1/2"	\$0.33 pound	\$599.00 ton	135	4000 lbs
Patio 1 1/2"-2"	\$0.33 pound	\$599.00 ton	100	4000 lbs
Tumbled Patio	\$0.45 pound	\$835.00 ton	100	4000 lbs
Garden Steppers	\$0.33 pound	\$599.00 ton	135	4000 lbs
Standup 1 1/2"-2"	\$0.45 pound	\$835.00 ton	100	3500 lbs
Ledge	\$0.35 pound	\$645.00 ton	35	3500 lbs
Super Ledge	\$0.32 pound	\$590.00 ton	25	3500 lbs
Feature Rocks		n/a	n/a	

DESERT GREY

Section 2

	Per Piece	Per Ton (pallets only)	Sq Ft Per Ton	Average Pallet +/-
Patio 1"-1 1/2"	\$0.31 pound	\$560.00 ton	135	4000 lbs
Standup 1 1/2"-2"	\$0.40 pound	\$735.00 ton	100	4250 lbs

GOLD RUSH

Section 1

	Per Piece	Per Ton (pallets only)	Sq Ft Per Ton	Average Pallet +/-
Patio 1"-1 1/2"	\$0.33 pound	\$599.00 ton	135	4000 lbs
Patio 1 1/2"-2"	\$0.33 pound	\$599.00 ton	100	4000 lbs
Standup 1 1/2"-2"	\$0.45 pound	\$835.00 ton	100	3500 lbs
Ledge	\$0.35 pound	\$645.00 ton	35	3500 lbs
Super Ledge	\$0.32 pound	\$590.00 ton	25	3500 lbs
Feature Rocks		n/a	n/a	n/a

HARVEST GOLD

Section 2

	Per Piece	Per Ton (pallets only)	Sq Ft Per Ton	Average Pallet +/-
Patio 1"- 2"	\$0.31 pound	\$560.00 ton	135	4000 lbs
Standup 1 1/2-2"	\$0.40 pound	\$735.00 ton	100	4000 lbs

*Per ton price only applicable if purchasing a full, unopened pallet.

*If returned, we will convert your original purchase to the per pound price.

2

INDIAN PAINTBRUSH			Section 1	
	Per Piece	Per Ton (pallets only)	Sq Ft Per Ton	Average Pallet +/-
Patio 1"-1 1/2"	\$0.33 pound	\$599.00 ton	135	4000 lbs
Standup 1 1/2"-2"	\$0.45 pound	\$835.00 ton	100	3500 lbs

INDIAN BLUESTONE			Section 2	
	Per Piece	Per Ton (pallets only)	Sq Ft Per Ton	Average Pallet +/-
<i>**while supplies last**</i>				
Standup 1" +/-	\$0.51 pound	\$950.00 ton	120	4250 lbs

IRON MOUNTAIN GREY			Section 2	
	Per Piece	Per Ton (pallets only)	Sq Ft Per Ton	Average Pallet +/-
Patio 1"-1 1/2"	\$0.34 pound	\$615.00 ton	135	4000 lbs
Standup 2"	\$0.39 pound	\$720.00 ton	110	4000 lbs

OUACHITA			Section 2	
	Per Piece	Per Ton (pallets only)	Sq Ft Per Ton	Average Pallet +/-
Patio 1"-1 1/2"	\$0.37 pound	\$680.00 ton	135	4000 lbs

PENNSYLVANIA BLUESTONE			Section 2	
	Per Piece	Per Ton (pallets only)	Sq Ft Per Ton	Average Pallet +/-
Full Color Standup	\$0.38 pound	\$695.00 ton	90	3000-4500
True Blue Standup	\$0.65 pound	\$1,245.00 ton	90	3000-4500

PEWTER RIVER			Section 2	
	Per Piece	Per Ton (pallets only)	Sq Ft Per Ton	Average Pallet +/-
Patio 1"-2"	\$0.31 pound	\$560.00 ton	100	4000 lbs
Standup 1"-2"	\$0.40 pound	\$735.00 ton	100	4250 lbs

SOCKEYE			Section 1	
	Per Piece	Per Ton (pallets only)	Sq Ft Per Ton	Average Pallet +/-
Patio 1"-1 1/2"	\$0.33 pound	\$599.00 ton	135	4000 lbs
Standup 1 1/2"-2"	\$0.45 pound	\$835.00 ton	100	4000 lbs
Feature Rocks	\$575.00 ton	n/a	n/a	



WE DELIVER!

SLABS & HEARTHES

HEARTHES		
We cannot cut or thermal	Price	Weight
Lime Black 16x60x2"	\$179.95 ea	Approx. 180lbs
Lime Black 18x72x2" <i>3 sides rock face, 1 long side cut</i>	\$239.95 ea	Approx. 250lbs
Indigo Blue 16x60x2"	\$195.95 ea	Approx. 180lbs
Indigo Blue 18x72x2" <i>3 sides rock face, 1 long side cut</i>	\$294.95 ea	Approx. 250lbs
Grey Mist 16x60x2"	\$267.95 ea	Approx. 180lbs
Grey Mist 18x72x2" <i>3 sides rock face, 1 long side cut</i>	\$360.95 ea	Approx. 250lbs
Pennsylvania Bluestone 18x60x2"	\$243.75 ea	Approx. 205lbs
Pennsylvania Bluestone 18x72x2"	\$292.50 ea	Approx. 245lbs
Pennsylvania Bluestone 18x84x2"	\$341.25 ea	Approx. 285lbs
Pennsylvania Bluestone 20x72x2"	\$325.00 ea	Approx. 270lbs
Pennsylvania Bluestone 20x84x2" <i>3 sides thermalled, 1 long side cut</i>	\$379.28 ea	Approx. 315lbs

*Per ton price only applicable if purchasing a full, unopened pallet.

3 *If returned, we will convert your original purchase to the per pound price.

4

NATURAL STONE PAVERS

ROCK FACE PAVERS

Chiseled Edge	Size	Price	Per Pallet
Antique Black \$12.75 sf \$13.75 sf (24x36)	12x12	\$12.75 ea	168pcs, 168sf, 2800lbs
	12x24	\$25.50 ea	84pcs, 168sf, 2800lbs
	24x24	\$51.00 ea	28pcs, 112sf, 2000lbs
	24x36	\$82.50 ea	28pcs, 168sf, 3100lbs
Antique Brown \$14.95 sf	12x12	\$14.95 ea	168pcs, 168sf, 2800lbs
	12x24	\$29.90 ea	84pcs, 168sf, 2800lbs
	24x24	\$59.80 ea	28pcs, 112sf, 2000lbs
Hearts		\$35.00 ea	-

NATURAL PAVERS

Sawn Edge		Price	Per Pallet
Antique Black \$12.30 sf \$13.45 sf (24x36)	12x12	\$12.30 ea	144pcs, 144sf, 2800lbs
	12x24	\$24.60 ea	75pcs, 150sf, 2800lbs
	24x24	\$49.20 ea	28pcs, 112sf, 2000lbs
	24x36	\$80.70 ea	28pcs, 168sf, 3100lbs
California Gold \$12.50 sf \$14.55 sf (24x24)	12x12	\$12.50 ea	144pcs, 144sf, 2800lbs
	12x24	\$25.00 ea	75pcs, 150sf, 2800lbs
	24x24	\$58.20 ea	28pcs, 112sf, 2000lbs
Ebony Black \$13.70 sf	12x12	\$13.70 ea	144pcs, 144sf, 2800lbs
	12x24	\$27.40 ea	75pcs, 150sf, 2800lbs
	24x24	\$54.80 ea	28pcs, 112sf, 2000lbs
Grey Mist \$13.70 sf	12x12	\$13.70 ea	144pcs, 144sf, 2800lbs
	12x24	\$27.40 ea	75pcs, 150sf, 2800lbs
	24x24	\$54.80 ea	28pcs, 112sf, 2000lbs
Indian Bluestone \$11.90 sf \$12.70 sf (24x36)	12x12	\$11.90 ea	144pcs, 144sf, 2800lbs
	12x24	\$23.80 ea	75pcs, 150sf, 2800lbs
	24x24	\$47.60 ea	28pcs, 112sf, 2000lbs
	24x36	\$76.20 ea	28pcs, 168sf, 3100lbs

PENNSYLVANIA BLUESTONE NATURAL PAVER

FULL COLOR

Sawn Edge	Size	Price
Full Color Regular \$12.00 sf	12x12	\$12.00 ea
	12x18	\$18.00 ea
	12x24	\$24.00 ea
	12x30	\$30.00 ea
	12x36*	\$50.25 ea
	Oversized* \$16.75 sf	18x18
18x24		\$36.00 ea
18x30		\$45.00 ea
18x36*		\$75.38 ea
24x24		\$48.00 ea
24x30		\$60.00 ea
24x36*		\$100.50 ea
	30x30	\$75.00 ea
	30x36*	\$125.63 ea
	36x36*	\$150.75 ea

Surface: Natural cleft with ridges
Color: Variegated greys, blues, browns and purples

TRUE BLUE

Sawn Edge	Size	Price
True Blue Regular \$15.75 sf	12x12	\$15.75 ea
	12x18	\$23.63 ea
	12x24	\$31.50 ea
	12x30	\$39.38 ea
	12x36*	\$58.50 ea
	Oversized* \$19.50 sf	18x18
18x24		\$47.25 ea
18x30		\$59.06 ea
18x36*		\$87.75 ea
24x24		\$63.00 ea
24x30		\$78.75 ea
24x36*		\$117.00 ea
	30x30	\$98.44 ea
	30x36*	\$146.25 ea
	36x36*	\$175.50 ea


Surface: Smoother with fewer ridges
Color: More even-toned greys and blues

Approx. Guidelines




1 1/2" thick +/-








21 lbs / Sq Ft

120-140 Sq Ft / pallet



CONCRETE PAVERS


AQUA ROC		Belgard
Approx. Cost per Sq. Ft.: \$3.52		Per Pallet
<div style="border: 1px solid black; padding: 2px; display: inline-block; font-weight: bold;">Additional 20% Off!</div>		
Rectangle 80mm	 \$0.99 / piece \$316.80 / pallet	4.5" x 9" .28 sf 320 pcs · 90 sf 8 layers · 3015 lbs
While supplies last: Grey  		
PRICE REFLECTS DISCOUNTED RATE, ORIGINAL PRICE \$5.76 PER SQ. FT.		

AQUALINE		Belgard
Approx. Cost per Sq. Ft.: \$5.50		Per Pallet
Rectangle 80mm (3 1/8")	 \$1.54 / piece \$492.80 / pallet	4.5" x 9" .28 sf 320 pcs · 90 sf 8 layers · 3155 lbs
Colors: Grey, Midnight, Victorian		
Square 80mm (3 1/8")	 \$ 3.08 / piece \$ 492.80 / pallet	9" x 9" .56 sf 160 pcs · 90 sf 8 layers · 3245 lbs
    		




Delivery Available



Ask for pricing and information










There is a \$35 refundable pallet deposit on each pallet.
Be sure to have your receipt!

AVALON SLATE		Belgard
Approx. Cost per Sq. Ft.: \$4.45		Per Pallet
Modular 60mm (2 3/8")	 \$53.40 / layer \$534.00 / pallet	12" x 12" 12" x 9" 12" x 6" 6 large 4 medium 6 small 12 sf 10 layers 120 sf 3345 lbs
Colors: Autumn, Rio, Victorian		
Border 60mm (2 3/8")	 \$1.67 / piece \$501.00 / pallet	6" x 9" .375 sf 30 pcs 11.25 sf 300 pcs 10 layers 112 sf 3069 lbs
<i>Also called Origins Accents</i>		
Colors: Midnight, Rainier, Rio, Victorian   		

BELGIAN COBBLE		Belgard
Approx. Cost per Sq. Ft.: \$5.60		Per Pallet
Variable 60mm (2 3/8")	 \$47.60 / layer \$476.00 / pallet	8.5 sf 10 layers 85 sf 2085 lbs
Colors: Bourbon, Midnight 		

CAMBRIDGE COBBLE		Belgard
Approx. Cost per Sq. Ft.: \$3.90		Per Pallet
6X6 60mm (2 3/8")	 \$0.98 / piece \$470.40 / pallet	6" x 6" 0.25 sf 480 pcs · 120 sf 10 layers · 3045 lbs
6X9 60mm (2 3/8")	 \$1.46 / piece \$438.00 / pallet	6" x 9" 0.375 sf 300 pcs · 112 sf 10 layers · 2957 lbs
Colors: Rainier, Rio, Victorian, (Midnight, 6x9 only)		
While supplies last: Autumn, Toscana **Additional 20% off these colors!**		
   		

Legend:

 Pedestrian



 Light/Regular Traffic

 Heavy Traffic


 Permeable

 ADA Compliant


CATALINA GRANA Belgard

Approx. Cost per Sq. Ft.: \$4.30		Size	Per Layer	Per Pallet
Modular 60mm (2 3/8") 	\$51.60 / layer	12" x 12"	6 large	10 layers
	\$516.00 / pallet	12" x 9"	4 medium	120 sf
		12" x 6"	6 small 12 sf	3345 lbs
Colors: Rainier, Rio, Victorian				
Border 60mm (2 3/8") 	\$1.61 / piece	6" x 9"	30 pcs	300 pcs
	\$483.00 / pallet	.375 sf	11.25 sf	10 layers 112 sf 3069 lbs
Also called <i>Dimensions Accents</i>				
Colors: Midnight, Rainier, Rio, Victorian				

CHARLESTONE Belgard


Approx. Cost per Sq. Ft.: \$5.50		Size	Per Layer	Per Pallet
Modular 60mm (2 3/8") 	\$57.15 / layer	6" x 12"	9 large	10 layers
	\$571.50 / pallet	6" x 9"	12 medium	103.88 sf
		6" x 6"	6 small 10.39 sf	3047 lbs
Colors: Midnight, Rainier, Rio, Victorian				


DUBLIN Belgard

Approx. Cost per Sq. Ft.: \$6.00		Size	Per Pallet
Modular 60mm (2 3/8") 	\$4.32 / set	6" x 3"	160 sets · 114 sf
	\$691.20 / pallet	6" x 6"	10 layers · 3123 lbs
		6" x 9"	0.72 sf / set
Colors: Autumn, Rainier, Rio, Victorian			
While Supplies Last: Toscana **Additional 20% off this color!**			

DIMENSIONS 3-PIECE Belgard

Price		Size	Per Layer	Per Pallet
Modular 12" 60mm (2 3/8") 	REGULAR COLORS: \$13.20 / set	3pc Set: 6" x 12"	4 sets	40 sets
	\$528.00 / pallet (\$4.40 / sf)	12" x 12"	12 sf	10 layers
	DURAFUSION COLORS: \$17.85 / set	12" x 18"		120 sf
\$714.00 / pallet (\$5.95 / sf)		3 sf / set		3398 lbs
Colors: Rio, Victorian				
Durafusion Colors: Cheswick, Hickory, Scandina Grey				


Modular 18" 60mm (2 	REGULAR COLORS: \$59.06 / layer	9" x 18"	2 small	10 layers
	\$590.60 / pallet (\$5.25 / sf)	18" x 18"	1 med	112.5 sf
	DURAFUSION COLORS: \$82.69 / layer	18" x 27"	2 large 11.25 sf	3232 lbs
\$826.90 / pallet (\$7.35 / sf)				
Colors: Rio, Victorian				
Durafusion Colors: Cheswick, Hickory, Scandina Grey				
While supplies last: Graphite				
~ Dimensions Continued on Next Page ~				




Durafusion Technology

DuraFusion fuses a base layer of coarser aggregates with a top layer of wear-resistant finer aggregates.

- ⇒ Richer, more vibrant colors
- ⇒ Longer lasting color
- ⇒ More durable finish








 There is a \$35 refundable pallet deposit on each pallet. Be sure to have your receipt!

Legend:

 Pedestrian	 Light/Regular Traffic	 Heavy Traffic
 Permeable	 ADA Compliant	







DIMENSIONS BORDERS

Belgard

	Price	Size	Per Layer	Per Pallet
Border 3x9 60mm (2 3/8") 	\$1.38 / piece \$828.00 / pallet (\$7.35 / sf)	3" x 9" .1875 sf/ea	60 pcs 11.25 sf	600 pcs 10 layers 112.5 sf 3364 lbs
Border 6x12 60mm (2 3/8") 	\$3.68 / piece \$883.20 / pallet (\$7.35 / sf)	6" x 12" .5 sf/ea	24 pieces 12 sf	240 pcs 10 layers 120 sf 3386 lbs
Durafusion Colors: Midnight 				
Border 6x9 (Catalina) 60mm (2 3/8") 	\$1.61 / piece \$483.00 / pallet (\$4.30 / sf)	6" x 9" .375 sf	30 pcs 11.25 sf	300 pcs 10 layers 112 sf 3069 lbs
Colors: Midnight, Rainier, Rio, Victorian 				
~ Dimensions Continued on Next Page ~				

DIMENSIONS SLABS

Belgard

	Price	Size	Per Layer	Per Pallet
Slab 24X24 60mm (2 3/8") 	<i>REGULAR COLORS:</i> \$22.40 / piece \$448.00 / pallet (\$5.60 / sf)	24" x 24" 4 sf/ea	2 pcs 8 sf	20 pcs · 80sf 10 layers 2285 lbs
<i>DURAFUSION COLORS:</i> \$28.60 / piece \$572.00 / pallet (\$7.15 / sf)				
Slab 12X24 60mm (2 3/8") 	<i>REGULAR COLORS:</i> \$10.20 / piece \$612.00 / pallet (\$5.10 / sf)	12" x 24" 2 sf/ea	6 pcs 12sf	60 pcs · 120sf 10 layers 3285 lbs
<i>DURAFUSION COLORS:</i> \$13.30 / piece \$798.00 / pallet (\$6.65 / sf)				
Colors: Rio, Victorian				
Durafusion Colors: Hickory, Scandina Grey , Anthracite				
While supplies last: Charcoal 				
Slab 9x18 60mm (2 3/8") 	<i>DURAFUSION COLORS:</i> \$7.65 / piece \$765.00 / pallet (\$6.80 / sf)	9" x 18" 1.125 sf/ea	10 pcs 11.25 sf	100 pcs 112.5 sf 10 layers 3189 lbs
Slab 15x30 60mm (2 3/8") 	<i>DURAFUSION COLORS:</i> \$22.66 / piece \$679.80 / pallet (\$7.25 / sf)	15" x 30" 3.125 sf/ea	3 pcs 9.375 sf	30 pcs 93.75 sf 10 layers 2666 lbs 
Durafusion Colors: Hickory, Scandina Grey , Anthracite				

ALSO AVAILABLE...



Fabric



Edging



Blades



Seed








Adhesive






& More!

There is a \$35 refundable pallet deposit on each pallet.
Be sure to have your receipt!




Legend:

-  Pedestrian
-  Light/Regular Traffic
-  Heavy Traffic
-  Permeable
-  ADA Compliant




ECO DUBLIN Belgard

Approx. Cost per Sq. Ft.: \$4.25		Size	Per Pallet
Modular 60mm (2 3/8") 	\$5.70 / set	7 7/8" x 3 13/16"	90 sets · 120 sf
	\$513.00 / pallet	7 7/8" x 7 7/8" 7 7/8" x 11 13/16" 1.34 sf / set	10 layers · 3285 lbs
Colors: Rio, Victorian    			

HOLLAND Belgard


Approx. Cost per Sq. Ft.: \$3.80		Size	Per Pallet
Holland 60mm (2 3/8") 	\$0.84 / piece	4" x 8"	540 pcs · 120 sf
	\$453.60 / pallet	0.22 sf / ea	10 layers · 3165 lbs
Colors: Autumn, Midnight, Rio, Victorian  			


MEGA-ARBEL PATIO Belgard

Approx. Cost per Sq. Ft.: \$7.55		Size	Per Pallet
Mega-Arbel 60mm (2 3/8") 	\$10.95 / piece	1.45 sf / ea	72 pcs · 104.4 sf
	\$788.40 / pallet		12 layers · 2759 lbs
Colors: Autumn, Rainier, Rio, Victorian  			


Helpful Hint

Level sand the easy way!
 After leveling and grading the gravel base, place 3/4" PVC (which has an outside diameter of 1") in the area and spread your sand between. Drag a 2x4 over the sand using the PVC as a guide.




 There is a \$35 refundable pallet deposit on each pallet. Be sure to have your receipt!


ORIGINS Belgard

Textured Face	Price	Size	Per Layer	Per Pallet
Modular 12" 60mm (2 3/8") 	<i>REGULAR COLORS:</i> \$13.65 / set \$546.00 / pallet (\$4.55 / sf)	3pc Set: 6" x 12" 12" x 12" 12" x 18" 3 sf / set	4 sets 12 sf	40 sets 10 layers 120 sf 3398 lbs
	<i>DURAFUSION COLORS:</i> \$18.30 / set \$732.00 / pallet (\$6.10 / sf)			

Colors: Rainier, Rio, Victorian
Durafusion Colors: Ashwood, Newport Grey

Modular 18" 60mm (2 3/8") 	<i>REGULAR COLORS:</i> \$61.88 / layer \$618.80 / pallet (\$5.50 / sf)	9" x 18" 18" x 18" 18" x 27"	2 small 1 med 2 large 11.25 sf	10 layers 112.5 sf 3232 lbs
	<i>DURAFUSION COLORS:</i> \$87.19 / layer \$871.90 / pallet (\$7.75 / sf)			

Colors: Rainier, Rio, Victorian
Durafusion Colors: Ashwood, Newport Grey

Border 6x9 (Avalon) 60mm (2 3/8") 	\$1.67 / piece \$501.00 / pallet (\$4.45 / sf)	6" x 9" .375 sf	30 pcs 11.25 sf	300 pcs 10 layers 112 sf 3069 lbs
--	--	--------------------	--------------------	--

Colors: Midnight, Rainier, Rio, Victorian

To extend the life of your pavers, don't forget to clean and seal!


Get an Accessories guide.



Legend:

-  Pedestrian
-  Light/Regular Traffic
-  Heavy Traffic
-  Permeable
-  ADA Compliant


PAPYRUS Belgard

Approx. Cost per Sq. Ft.: \$8.45		Size	Per Layer	Per Pallet
Modular 60mm (2 3/8") 	\$95.06 / layer	18" x 27"	2 large	10 layers
	\$950.60 / pallet	18" x 18"	1 medium	112.5 sf
		9" x 18"	2 small	3232 lbs
			11.25 sf	

Durafusion Colors: Scandina Grey, Sepia



PLAZA PAVER Belgard

Approx. Cost per Sq. Ft.: \$6.13		Size	Per Pallet
Plaza Paver 50mm (2") 	\$24.50 / piece	23 3/8" x 23 3/8"	22 pieces · 88 sf
	\$539.00 / pallet	4sf / ea	11 layers · 2003 lbs

Not for pedestal installs

Colors: Grey, Midnight, Rio, Victorian



TURFSTONES Belgard

Approx. Cost per Sq. Ft.: \$3.21		Size	Per Pallet
Turfstones 80mm (3 1/8") 	\$8.10 / piece	15 3/4" x 23 5/8"	40 pcs · 101 sf
	\$324.00 / pallet	2.53sf / ea	8 layers · 2605 lbs

Colors: Grey



URBANA Belgard

Approx. Cost per Sq. Ft.: \$6.00		Size	Per Pallet
Modular 60mm (2 3/8")	\$7.74 / set	7 7/8" x 3 15/16"	90 sets · 116.4 sf
	\$696.60 / pallet	7 7/8" x 7 7/8"	10 layers · 3071 lbs
		7 7/8" x 11 13/16"	1.29 sf / set

Colors: Rainier, Rio, Victorian




PORCELAIN PAVERS

- ◆ Available to order
- ◆ \$25 handling fee on each partial pallet

Why Choose Porcelain Pavers?

- ◆ Skid, fade and frost resistant
- ◆ Fade resistant colors
- ◆ Easy installation, no grout or adhesive needed
- ◆ Spills, salts and other materials will not seep into pores
- ◆ Easily cleanable with household cleaners
- ◆ Durable—can handle loads up to 2,000 pounds
- ◆ Can be laid on grass, dirt, sand, as well as on roofs and terraces

PORCELAIN ACCESSORIES Belgard

Spacers 	\$81.00 / box	100 pcs / box	Approx. 30 per 100sf
Porcelain Joint Sand	\$35.75 / bag	25lb bag	100sf / bag



Activation: Water-Activated
Weather: Dry 48hrs+
Temperature: Above 50° for 48hrs+ Post Install
Joint Size: 1/16" - 1/2" Wide, 3/4" Minimum Depth
Compaction Required: Yes
Permeable: No
Coverage: ~100sf per bag
Prevents Weeds: Yes

Colors: Beige Agate, Black Onyx, Grey Moonstone, White Pearl


NOON PORCELAIN Belgard

Approx. Cost per Sq. Ft.: \$16.90		Size	Per Pallet
12x48 3/4" Thick 	\$67.60 / piece	12" x 48"	72 pcs · 279 sf
	\$4,867.20 / pallet	4 sf / ea	36 boxes · 2630 lbs

Colors: Daylight, Ember, Honey



Legend:	Pedestrian	Light/Regular Traffic	Heavy Traffic
	Permeable	ADA Compliant	



There is a \$35 refundable pallet deposit on each pallet.
Be sure to have your receipt!

GLOBAL PORCELAIN

Belgard

		Size	Per Pallet
24x24 <i>3/4" Thick</i>	\$52.00 / piece \$3,120.00 / pallet (\$13.00 / sf)	24" x 24" 4 sf	60 pcs · 232.5 sf 30 boxes · 2280 lbs
24x48 <i>3/4" Thick</i>	\$127.60 / piece \$4,466.00 / pallet (\$15.95 / sf)	24" x 48" 8 sf / ea	35 pcs · 271.25 sf 35 boxes · 2581 lbs

Colors: Classic, Ideal, Type



NOVEMBER PORCELAIN

Belgard

Approx. Cost per Sq. Ft.: \$7.60		Size	Per Pallet
24x24 <i>3/4" Thick</i>	\$30.40 / piece \$1,824.00 / pallet	24" x 24" 4 sf / ea	60 pcs · 232.5 sf 30 boxes · 2280 lbs

Colors: Land, Rain, Warm, Wind



QUARZITI PORCELAIN

Belgard

		Size	Per Pallet
Quarziti 24x24 <i>3/4" Thick</i>	\$42.60 / piece \$2,556.00 / pallet (\$10.65 / sf)	24" x 24" 4 sf / ea	60 pcs · 232.5 sf 30 boxes · 2280 lbs



Colors: Glacier, Mantle, Mountains, River, Waterfall

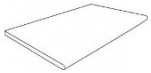


Quarziti 24x48 <i>3/4" Thick</i>	\$101.60 / piece \$3,556.00 / pallet (\$12.70 / sf)	24" x 48" 8 sf / ea	35 pcs · 271.25 sf 35 boxes · 2625 lbs
--	---	------------------------	---

Colors: Glacier, Mantle, Mountains, River, Waterfall



Quarziti Unico <i>3/4" Thick</i>	\$281.55 / box (\$46.93 / lin ft)	12" x 24" 2 LF / pc 3 pcs / box	120 pcs · 240 LF 40 boxes · 2320 lbs
--	--------------------------------------	---------------------------------------	---



Colors: Glacier, Mountains, River, Waterfall



SPECIAL ORDER PAVERS

The following materials are available for special order with the following conditions:

- ◆ 50% Non-refundable deposit at time of order
- ◆ Full pallets only
- ◆ No refunds, returns or exchanges

BROOKLYN; Special Order

Belgard

Approx. Cost per Sq. Ft.: \$7.60		Size	Per Layer	Per Pallet
3 x 9 <i>60mm</i> (2 3/8")	\$783.79 / pallet	3" x 9" .1875 sf ea	55 pcs 10.31 sf	550pcs 10 layers 103.13 sf 2855 lbs

Durafusion Colors: Midnight, Rosewood, Bourbon

EMPIRE; Special Order

Belgard

Approx. Cost per Sq. Ft.: \$7.75		Size	Per Layer	Per Pallet
3 x 12 <i>60mm</i> (2 3/8")	\$852.50 / pallet	3" x 12" .25 sf ea	44 pcs 11 sf	440pcs 10 layers 110 sf 3092 lbs

Durafusion Colors: Midnight, Scandina Grey

GEOMETRICS; Special Order

Belgard

Approx. Cost per Sq. Ft.: \$7.75		Size	Per Layer	Per Pallet
6" Hexagon <i>60mm</i> (2 3/8")	\$775.16 / pallet	6" ea face 12" point to point .6495 sf	14 pcs 9.0927 sf	11 layers 154 pcs 100.02 sf 2802 lbs

Durafusion Colors: Anthracite, Scandina Grey

TEXADA; Special Order

Belgard

Approx. Cost per Sq. Ft.: \$6.61 - \$7.38

Size

Per Pallet

24X24 Hydrapressed Slab 50mm (2")	Natural Grey:	24" x 24" 4 sf ea	25 pcs 100 sf 2450 lbs
	Charcoal: \$737.50 / pallet		
	\$661.25 / pallet		

PLANNING YOUR PROJECT

Advance planning and careful layout will help ensure a successful project. Here are some items that you want to check before starting your project:

- Review the site plan to confirm lots, lines, locations and measurements
- Confirm the location of underground utilities. Call 811
- Seek all necessary building permits
- Prepare a drawing of the site
- Plan drainage to avoid erosion or buildup of water. Consider where water will drain and flow
- Be sure to use the right tools. Hand tools typically include a shovel, 4-foot level, dead-blow hammer, chisel, hand tamper, splitter and string line. Power tools may include a circular saw with a diamond blade and a plate compactor

- Always wear protective eye wear and gloves

For additional resources visit www.Belgard.com



There is a \$35 refundable pallet deposit on each pallet.
Be sure to have your receipt!


EDGERS & BORDERS**ANGLIA EDGER**

Belgard

Approx. Cost per Lin Ft.: \$7.85

Per Layer:

Per Pallet:

 8" tall 5 1/4" wide	\$182.51 / layer	8 ea 18" long	3 layers 69.75 lin feet 2556 lbs
	\$547.53 / pallet	4 ea 15.5" long 4 ea 10.5" long 4 ea 8" long 23.25 lin ft	


Colors: Midnight**MELVILLE CURB**

Belgard

Approx. Cost per Lin Ft.: \$6.85

Size

Per Pallet:


	\$13.70 / piece	4" x 24" x 6.5"	4 layers 48 pieces 96 lin feet 2449 lbs
	\$657.60 / pallet	2 lineal feet / piece	

Colors: Midnight, Rio**MARINA CONCRETE COPING**


Belgard

Approx. Cost per Lin Ft.: \$5.30

Per Pallet:

6x12 x 2³/₈"	\$2.65 each	63 lin. ft.	
		126 ea	

Colors: Midnight, Victorian**While Supplies Last:** Rio, Toscana ****Additional 20% off this color!******CONCRETE PARKING CURBS**

6' X 9"	\$70.00 each	

GRANITE BELGIAN BLOCKS		Natural Stone
Color	Price	# Per Pallet
<i>Salt & Pepper Grey</i>		
Jumbo	\$10.30 ea	100
Regular	\$7.40 ea	140
Cube	\$2.70 ea	550
<i>Charcoal</i>		
Jumbo	\$15.35 ea	100
Regular	\$10.75 ea	140
Cube	\$3.50 ea	550
Jumbo: 10-11" x 8-9" x 4-5" Regular: 9-10" x 4-5" x 4-5" Cube: 4" x 4" x 4"		

DIAMOND BLADES

DIAMOND BLADES		
For smooth or fine cuts	Price	Fits
4.5" General Purpose	\$14.25 ea	Grinder
7" General Purpose	\$21.25 ea	Circular Saw
9" General Purpose	\$55.50 ea	Cut Off Saw
14" General Purpose	\$70.50 ea	Cut Off Saw
14" All Purpose	\$174.50 ea	Cut Off Saw



PAVER EDGING

PLASTIC PAVER EDGING			
Keep your pavers in place.	Price	Size	
PaverRail Flexible	\$9.99/stick	7'8"	12 / bundle
PaverRail Rigid	\$9.99/stick	7'8"	12 / bundle
PaverRail Ultra-Lok	\$12.50/stick	7' 9"	24 / bundle
Paver Spikes	\$10.20 bag	10"	12 / bag
Bulk Paver Spikes, 37+	\$0.72 ea	10"	150 / box

PAVER CLEANER			
	Price	Information	Coverage
Techniseal Paver Prep	\$39.99 ea	1gal	approx. 200 sf

Permeable Paver FAQs

Do I need a contractor?

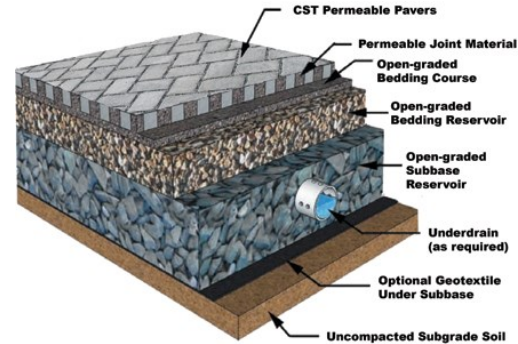
We highly recommend hiring a landscape professional experienced with this type of installation.

Can I install permeable pavers with the typical gravel and sand base?

Yes and no. Yes you can do that, however the system is no longer considered permeable. The gravel bases and joint materials are required to meet required water flow rates.

Do I need a drain?

Drains are typically required. Consult your landscape professional to help you with a design for your particular project.



JOINT MATERIALS

POLYMERIC JOINT FILLERS & EDGING		
Reduce weeds and maintenance.	Price	Information
NextGel	Black: \$49.00 ea Southern Granite: \$38.50 ea Cali Tan: \$36.60 ea	50lb bag PAVERS: 60-120 sf FLAGSTONE: 20-40 sf
NOCO	Iron Grey: \$54.80 ea Tan: \$39.99 ea **While supplies last**	50lb bag PAVERS: 60-120 sf FLAGSTONE: 20-40 sf
NOCOSTORM	Black: \$99.10 ea Granite: \$73.10 ea Tan: \$73.10 ea	40lb bucket PAVERS: 90-125 sf


Note: Polymeric sand needs to cure 30 days before sealing.

Comparison Chart			
	NextGel	NOCO	NocoStorm
Activation	Water	Water	Air
Weather	Dry 48hrs +	Dry 48hrs +	Wet or Dry
Temperature	Above 32° 48hrs	Above 50° 48hrs	Above 37°
Joint Size	1/16-4" wide 1.5" deep minimum	1/4" - 4" wide	1/8-2" Intersecting spaces up to 4"
Compact on top	Yes	No	No, unless tight or thick joints
Base	Gravel, Sand	Gravel, Sand	Gravel, Sand,
Permeable	No	No	Yes
Coverage	60-120sf pavers 25-40sf flagstone	120 sf (<1/2") 20-40sf (wide)	90-125sf

PAVER CARE



SEALERS		
Protect your pavers from fading and staining.	1 GALLON	5 GALLON
Techniseal ProSeries WL87 Wet Look & Joint Stabilizer Solvent Based Semi-Gloss Finish	\$68.15 ea Sealer: up to 250sf Joint Stabilizer: up to 120sf	\$298.90 ea Sealer: up to 1,250sf Joint Stabilizer: up to 600sf
Techniseal Color Boost Water Based Matte Finish	\$97.55 ea Up to 120sf	\$455.65 ea Up to 600sf
Techniseal Natural Look Water Based Matte Finish	\$96.00 ea Up to 120sf	\$467.60 ea Up to 600sf

CLOSEOUT LIGHTING

PAVER LIGHTS			
	Model	Details	Price
	TS-HPL-8	1.8w • 45 lumens 60mm height	\$60.45 each
PATH LIGHTS			
Typical placement every 8-10'	Model	Details	Price
	TS-B306	3w • 300 lumens 360° Beam Spread	\$155.00 Box of 2

ADHESIVES

ADHESIVES

Glue blocks, caps and pavers.	Price	Size
SRW Block Adhesive 10.5 Oz Approx. 14 feet at 3/8" 	\$7.05 ea	10.5 oz tube
SRW Block Adhesive 28 Oz Approx. 35 feet at 3/8"	\$13.50 ea	28 oz tube
Caulking Gun 10.5 Oz Fits 10.5 Oz Adhesive 	\$12.35 ea	3:1 Thrust Ratio
Caulking Gun 28 Oz Fits 28 Oz Adhesive	\$28.35 ea	3:1 Thrust Ratio
StructureBond Foam Adhesive Approx. 600 feet at 3/8" 	\$45.75 ea	24 oz
StructureBond Gun	\$49.85 ea	-
StructureBond Gun Cleaner	\$19.15 ea	500ml



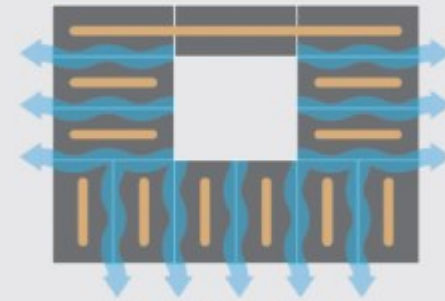
Application Patterns for Optimal Moisture Drainage*

For Superior Strength Solvent-Based and Rapid-Set Polyurethane Adhesive



Concrete Overlay

Against Building
No Water Flow



Front & Side Edges
Optimal Water Flow

Retaining Wall

(Very Moist Soil)

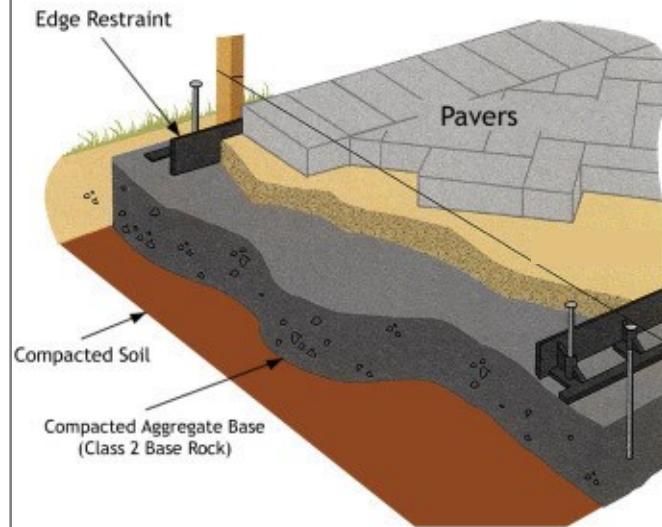


Optimal Water Flow

PATIO & PATH INSTALLATION

JOINTING OPTIONS

POLYMERIC SAND, FINE WASHED SAND OR 1/4" MINUS GRAVEL



Did you know?
Your joint material will specify your base installation? All base is not universal, install the base recommended by your jointing material choice.

www.morrisongravel.com

1004 SE Spencer Ave
Port Orchard, WA 98367
Phone: 360-876-4701

E-mail: info@morrisongravel.com



Regular Hours (Oct-Mar)

Monday - Friday 8:00 to 4:30

Saturday 8:00 to 2:00

Summer Hours (Apr-Sep)

Monday - Friday 8:00 to 4:30

Saturday 8:00 to 4:00

