

Shale

NATURAL INSIDE



ITALGRANITI

SUPERIOR ITALIAN SURFACES



ITALGRANITI
SUPERIOR ITALIAN SURFACES

Shale

GRES PORCELLANATO
PORCELAIN STONEWARE

NATURAL
INSIDE



Moon

Sand

Taupe **NEW COLOR**

Greige

Ash

Dark


Il dinamismo grafico, il controllo cromatico e lo studio dei segni metamorfici **si rivelano sull'inedita superficie**, equilibrata ma soprattutto autentica.

Graphic dynamism, chromatic control and studied metamorphic traits are all revealed on the **new surface**, which is well-balanced but above all authentic.

■ 9 mm



120x120 cm
47^{1/4}"x47^{1/4}"



80x160 cm
31^{1/2}"x62^{7/8}"



80x80 cm
31^{1/2}"x31^{1/2}"



60x120 cm
23^{1/2}"x47^{1/4}"



60x60 cm
23^{1/2}"x 23^{1/2}"

NOT RECTIFIED



30x60 cm
11^{7/8}"x 23^{1/2}"

ANTISLIP
R11 / A+B+C



30x60 cm
11^{7/8}"x 23^{1/2}"

RIBBED



15x60 cm
6"x23^{1/2}"



10x60 cm
4"x 23^{1/2}"

ONLY RIBBED



10x30 cm
4"x 11^{7/8}"

■ 20 mm OPEN



60x120 cm
23^{1/2}"x47^{1/4}"



60x60 cm
23^{1/2}"x 23^{1/2}"

Die grafische Dynamik, die farbliche Gestaltung und das Zusammenspiel der metamorphischen Zeichen kommen auf dieser neuen, ausgeglichenen, aber vor allen Dingen **authentischen Oberfläche** in ihrer gesamten Fülle zum Ausdruck.

Le dynamisme graphique, la maîtrise chromatique et l'étude des signes métamorphiques **sont révélés sur une surface inédite**, équilibrée, mais surtout authentique.

El dinamismo gráfico, el control cromatico y el estudio de los rasgos metamórficos **se revelan en la superficie inédita**, equilibrada pero sobre todo auténtica.

Динамичные линии, цветовая гамма и исследование особенностей метаморфической горной породы находят **свое отражение в уникальной поверхности плитки**, гармоничной и в то же время создающей впечатление подлинности.

TAUPE, NEW COLOR.

Le nuove tonalità Taupe esprimono un design naturale e autentico; avvolgono gli spazi dedicati al benessere con calde gradazioni cromatiche e trasferiscono accoglienza e grande luminosità.

The new Taupe shades express a natural and authentic design; envelop the spaces dedicated to well-being with warm chromatic gradations and transfer warmth and great brightness.

Der neue Farbton Taupe drückt ein natürliches und authentisches Design aus, umhüllt die Räume mit warmen Farbabstufungen und überträgt Wärme und große Helligkeit.

Les nouvelles tonalités Taupe expriment un design naturel et authentique: enveloppent les espaces consacrés au bien-être avec chaudes nuances chromatiques et transfèrent accueil et grande luminosité.

Los nuevos tonos Taupe expresan un diseño natural y auténtico; envuelven los espacios dedicados al bienestar con cálidas gradaciones cromáticas y transfieren calidez y gran luminosidad.

Новые оттенки Taupe выражают естественный и аутентичный дизайн; они окутывают пространство, предназначенные для комфорта теплыми цветовыми градациями и передают гостеприимство и большую яркость.





WALL: TAUPE RIBBED 60x120 - TAUPE 60x120 - MOON MURETTO A SPACCO 30x30
ANGOLARE ESTERNO ASSEMBLATO 45° 30x120 20mm - GRADONE ASSEMBLATO 30x120 20mm
FLOOR: TAUPE 60x120 20mm - TAUPE 30x120 20mm



OPEN[®]

REWRITING OUTDOOR SURFACES

OPEN è il progetto di superfici per esterno realizzate in gres porcellanato tecnico con spessore extra 2 cm. Attraverso funzionalità e soluzioni tecniche impareggiabili, OPEN **garantisce la massima flessibilità di utilizzo per i grandi spazi pubblici e residenziali.**

The OPEN project offers outdoor surfaces in 2 cm thick technical porcelain stoneware. With its unique functionality and technical solutions, OPEN **ensures maximum flexibility of use in large-scale public and residential spaces.**

TAUPE



WALL: NUANCES SALVIA 120x260x0,6
FLOOR: TAUPE 60x120 20mm - ALZATA CON SCURETTO 20x120 20mm
ANGOLARE INTERNO: COSA LUCIDA 45° 30x120 20mm - GRADONE COSTA LUCIDA 30x120 20mm



ANGOLARE INTERNO COSTA LUCIDA
POLISHED EDGE INNER CORNER
30X120

GRADONE COSTA LUCIDA
POLISHED EDGE STEP TREAD
30X120

OPEN[®]
REWRITING OUTDOOR SURFACES

COMPLETE RANGE OF SPECIAL PIECES.

Un completo sistema di accessori e pezzi funzionali, assicura la massima continuità progettuale fino al minimo dettaglio architettonico.

A complete system of functional accessories and pieces ensure maximum design continuity right down to the smallest architectural detail.



60x120 cm
23¹/₂"x47¹/₄"



60x60 cm
23¹/₂"x23¹/₂"



taupe sand greige

OPEN vervollständigt alle Funktionsteile des Außenbereichs durch ein komplettes System von Formteilen, die auf alle Bodenbeläge abgestimmt sind.

OPEN complète l'aménagement de toutes les zones fonctionnelles extérieures, grâce à un ensemble complet de pièces spéciales qui s'adaptent à tous les revêtements plans.

OPEN completa todas las partes funcionales del exterior mediante un completo sistema de piezas especiales coordinadas con todos los suelos planos.

В коллекции OPEN имеется широкая гамма специальных и фасонных частей для максимального упрощения укладки покрытий в узких местах.

OPEN[®]
REWRITING OUTDOOR SURFACES

Attraverso le superfici da esterno in spessore 20 mm, Shale risponde a un'idea di naturale continuità tra in&out. Le due tecnologie coniugano forza e bellezza armonizzando gli spazi dell'architettura moderna.

With outdoor surfaces 20 mm thick, Shale responds to an idea of natural continuity between inside & out. The two technologies combine strength and beauty, harmonising the spaces of modern architecture.

Mit den 20 mm dicken Verkleidungen für den Außenbereich reagiert Shale auf die Idee der natürlichen Kontinuität zwischen in&out. Die beiden Technologien verbinden Kraft und Schönheit und harmonisieren die Räume der modernen Architektur.

À travers les surfaces pour extérieur d'une épaisseur de 20 mm, Shale poursuit une idée de continuité naturelle entre l'intérieur et l'extérieur. Les deux technologies allient la force et la beauté en harmonisant les espaces de l'architecture moderne.

Mediante las superficies para exteriores de 20 mm de espesor, Shale es el resultado de una idea de continuidad natural entre interior y exterior. Las dos tecnologías combinan fuerza y belleza, armonizando los espacios de la arquitectura moderna.

Коллекция Shale включает в себя плитку толщиной 20 мм для наружной отделки, позволяя естественным образом сочетать оформление внутри и вне помещений. Применение двух технологий дает возможность объединить прочность с эстетикой, создавая гармонию пространств современных сооружений.







FLOOR INDOOR: GREIGE 80x160
FLOOR OUTDOOR: GREIGE 20mm 60x120
CHIMNEY: GREIGE 60x120

Natural inside

DARK



FLOOR INDOOR: DARK 60x120
FLOOR OUTDOOR: LOFT COTTON 30x120 20mm
WORK PLAN: MARBLE EXPERIENCE OROBICO GREY 160x320x0,6



MOON / ASH



FLOOR: ASH 60x60
WALL: MOON RIBBED 60x120 - MOON 30x60



RIBBED, LA VARIABILITÀ CHE UNISCE.

RIBBED, THE VARIABILITY THAT UNITES.

Le superfici **Ribbed** possiedono il fascino della materia sempre in movimento. Attraverso l'**equilibrata tridimensionalità e un design lineare**, le pareti si uniscono per raccontare un gusto intramontabile.

Ribbed surfaces bring the **captivation of an ever-moving material**. With **balanced three-dimensionality and a linear design**, the walls come together to convey timeless taste.

Ribbed: so unterschiedlich, so einheitlich.
Ribbed-Oberflächen zeigen den Reiz von immer in Bewegung stehendem Material. Mit der ausgewogenen Dreidimensionalität und dem linearen Design berichten die Wände einstimmig über einen unvergänglichen Geschmack.

Ribbed, la fluctuation qui unit.
Les surfaces Ribbed possèdent le charme de la matière toujours en mouvement. À travers l'aspect tridimensionnel équilibré et un design linéaire, les murs se fondent les uns dans les autres pour apporter un style intemporel.

Ribbed, la variabilidad que combina.
Las superficies Ribbed poseen el encanto del material siempre en movimiento. A través de la tridimensionalidad equilibrada y un diseño lineal, las paredes se combinan para plasmar un aire atemporal.

Ribbed, объединяющая переменчивость.
Плитка типа Ribbed завораживает ощущением постоянно движущегося материала. Уравновешенность объема и линейный рисунок этой плитки на стенах объединяют пространство, подчеркивая красоту окружения.



MOON / DARK



FLOOR: MOON 60x120
WALL: DARK RIBBED 60x120



Ogni modulo Shale concede sensazioni sempre nuove. La materia, finemente morbida, rivela i dettagli minerali e le caratteristiche impalpabili della pietra a spacco. **Tutte le suggestioni naturali unite alle superfici tridimensionali Ribbed, sigillano un patto con lo spazio, equilibrato e rigoroso.**

Every Shale module offers ever-changing sensations. The material, with its fine softness, reveals the mineral details and delicate characteristics of split stone. **All these natural qualities come together with Ribbed three-dimensional surfaces, making a pact with space: balance and order.**

**ESSENZA
NATURALE.
NATURAL
ESSENCE.**



Natürliche Essenz.
Jedes Shale Modul weckt stets neue Empfindungen. Die feine und weiche Materie lässt die mineralischen Details und die nicht tastbaren Eigenschaften des gespaltenen Steins zum Vorschein kommen. **Alle natürlichen, mit den dreidimensionalen Oberflächen Ribbed verbundenen Eindrücke schließen einen Pakt mit dem Raum: Ausgleich und Strenge.**

Essence naturelle.
Chaque module Shale offre des sensations sans cesse renouvelées. La matière, subtile et douce, fait apparaître des détails minéraux et des caractéristiques insoupçonnables de la pierre en fente. **Toutes les propositions naturelles alliées aux surfaces tridimensionnelles Ribbed, donnent naissance à un espace équilibré et rigoureux.**

Esencia natural.
Cada módulo Shale concede sensaciones siempre nuevas. El material, finamente suave, revela los detalles minerales y las características impalpables de la piedra partida. **Todas las sugerencias naturales combinadas con las superficies tridimensionales Ribbed sellan un pacto con el espacio, equilibrado y sobrio.**

Суть природы.
Каждый модуль коллекции Shale создает какие-то новые ощущения. Отличающийся мягкостью материал во всей полноте раскрывает рисунок, присущий горной породе, и неосозаемые характеристики этого слоистого камня. **Эти качества воплощаются в объемных поверхностях Ribbed, находясь в точном согласии с окружающим пространством.**



FLOOR INDOOR: ASH 60x120 - 60x60 - 30x60
FLOOR OUTDOOR: LOFT LEATHER 30x120
STORE COUNTER: METALINE IRON 160x320x0,6



VOCAZIONE TECNICA. TECHNICAL CALLING.

É lo spazio che chiede performance e bellezza; per questa ragione Shale interpreta i luoghi dell'ospitalità e dell'edilizia privata con le **caratteristiche di resistenza e realismo estetico che da sempre contraddistinguono le superfici tecniche Italgraniti.**

It is space itself that demands performance and beauty; that is why Shale offers hospitality spaces and private buildings the **strength and aesthetic realism that have always characterised Italgraniti technical surfaces.**

Technische Ausgereiftheit.

Es ist der Raum, der Performance und Schönheit fordert; aus diesem Grund interpretiert Shale die Stätten der Gastlichkeit und des privaten Bauwesens mit den **Eigenschaften des Widerstands und des ästhetischen Realismus, die die technischen Oberflächen von Italgraniti schon immer gekennzeichnet haben.**

Finalité technique

L'espace exige performances et beauté ; c'est pour cette raison que Shale interprète les lieux de l'hospitalité et du bâtiment privé avec les **caractéristiques de résistance et réalisme esthétique qui, depuis toujours, caractérisent les surfaces techniques Italgraniti.**

Vocación técnica

Es el espacio el que exige rendimiento y belleza; es por eso que Shale aporta a los ambientes de hospitalidad y de la construcción privada las **características de resistencia y realismo estético que desde siempre han caracterizado las superficies técnicas Italgraniti.**

Техническое соответствие

Назначение используемого пространства определяет требования к характеристикам и эстетическому виду материала. Вот поэтому плитка Shale, используемая для отделки интерьеров отелей и индивидуального жилья, отличается **высокой стойкостью к воздействию различных факторов и удивительно достоверным воссозданием фактуры материала - то есть теми качествами, которые неизменно присущи плитке технического назначения компании Italgraniti.**



WALL: SAND RIBBED 60x120 - SAND 30x60
FLOOR: SAND 60x60



LA COMBINAZIONE TRA FORMA E COLORE. COMBINING SHAPE AND COLOUR.

Shale unisce magistralmente molti elementi. All'interno delle forme **convergono i preziosi dettagli della pietra di riferimento** e, attraverso il colore, emergono le ricercate nuance progettate per l'abitare contemporaneo. Il tutto riflette **combinazioni materiche uniche e avvolgenti.**

Shale masterfully brings together many different elements. Within the shapes, the **precious details of the original stone** converge and, through the colour, stylish nuances designed for contemporary living emerge. Reflecting **unique and fascinating material combinations.**

Die Kombination von Form und Farbe. Shale vereint meisterhaft viele Elemente. In den Formen treffen die **kostbaren Details des inspirierenden Steins** aufeinander, und durch die Farbe entstehen die raffinierten Nuancen für das zeitgenössische Leben. All dies spiegelt **einzigartige und umhüllende Materialkombinationen wider.**

La combinaison de la forme et de la couleur. Shale unit avec brio de nombreux éléments. À l'intérieur des formes, convergent les **détails nobles de la pierre de référence** et, à travers la couleur, émergent les nuances recherchées et conçues pour l'habitat contemporain. L'ensemble reflète **des combinaisons matérielles uniques et enveloppantes.**

La combinación de forma y color. Shale combina magistralmente muchos elementos. Los preciosos detalles de la piedra de referencia convergen en el interior de las formas y a través del color emergen los matices sofisticados diseñados para las estancias contemporáneas. El conjunto refleja combinaciones materiales únicas y envolventes.

В коллекции Shale искусно объединяются разнообразные элементы. Внутри структуры плитки **сходятся удивительные узоры, присущие сланцевым породам**, а с помощью цвета подчеркивается изысканность деталей, разработанных специально для оформления современных жилых интерьеров. В результате возникают **уникальные сочетания материала с ощущением особого уюта.**





Shale

INFORMAZIONI TECNICHE / TECHNICAL INFORMATION

GRES PORCELLANATO - RETTIFICATO / PORCELAIN STONEWARE - RECTIFIED

FEINSTEINZEUG - KALIBRIERT / GRES CERAME - RECTIFIÉ / GRES PORCELANICO - RECTIFICADO / КЕРАМОГРАНИТ - РЕТИФИЦИРОВАННЫЙ

CONFORMING TO STANDARDS

EN 14411 ISO 13006 APPENDICE G GRUPPO BIa UGL con $E_b \leq 0,5\%$



BENDING
STRENGTH



FROST
RESISTANCE



CHEMICALS
RESISTANCE



STAIN
RESISTANCE



RECTIFIED



NOT RECTIFIED



ANSI A326.3 > 0,42
NATURALE / MATTE



R11 / A+B+C
ANTISLIP
OPEN



ANSI A326.3 > 0,42
ANTISLIP
OPEN

9 mm

MOON

Naturale / Matte - UGL
120x120 - 80x160 - 80x80 - 60x120 - 60x60 - 30x60 - 15x60 - 10x30

Antislip - UGL
60x120

Antislip - UGL
30x60 not rectified*



Ribbed - UGL
60x120 - 30x60 - 10x60



9 mm

	120x120 cm	80x160 cm	80x80 cm	60x120 cm	60x60 cm	30x60 cm	Not rectified*			
SUPERFICIE SURFACE	47 ¹¹⁶ x 47 ¹¹⁶ ''	31 ¹¹² x 62 ⁷¹⁶ ''	31 ¹¹² x 31 ¹¹² ''	23 ¹¹² x 47 ¹¹⁶ ''	23 ¹¹² x 23 ¹¹² ''	11 ⁷¹⁶ x 23 ¹¹² ''	11 ⁷¹⁶ x 23 ¹¹² ''	6'' x 23 ¹¹² ''	4'' x 23 ¹¹² ''	4'' x 11 ⁷¹⁶ ''
Naturale / Matte / Natur / Naturel / Natural / Матовый	SL0112	SL01GA	SL0188	SL01BA	SL0168	SL0163		SL01L15		SL01L3
Ribbed				SL01BAR		SL0163R				SL01L1R
Antislip				SL01BAA				SL0160A		

9 mm + 20 mm OPEN

SAND

Naturale / Matte - UGL
80x160 - 80x80 - 60x120 - 60x60 - 30x60 - 15x60 - 10x30


Antislip - UGL
60x120

Antislip - UGL
30x60 not rectified*

OPEN - UGL
60x120 - 60x60



Ribbed - UGL
60x120 - 30x60 - 10x60



9 mm

	120x120 cm	80x160 cm	80x80 cm	60x120 cm	60x60 cm	30x60 cm	Not rectified*			
SUPERFICIE SURFACE	47 ¹¹⁶ x 47 ¹¹⁶ ''	31 ¹¹² x 62 ⁷¹⁶ ''	31 ¹¹² x 31 ¹¹² ''	23 ¹¹² x 47 ¹¹⁶ ''	23 ¹¹² x 23 ¹¹² ''	11 ⁷¹⁶ x 23 ¹¹² ''	11 ⁷¹⁶ x 23 ¹¹² ''	6'' x 23 ¹¹² ''	4'' x 23 ¹¹² ''	4'' x 11 ⁷¹⁶ ''
Naturale / Matte / Natur / Naturel / Natural / Матовый	SL0212	SL02GA	SL0288	SL02BA	SL0268	SL0263		SL02L15		SL02L3
Ribbed				SL02BAR		SL0263R				SL02L1R
Antislip				SL02BAA				SL0260A		

20 mm OPEN

	60x120 cm	60x60 cm		
SUPERFICIE SURFACE	23 ¹¹² x 47 ¹¹⁶ ''	23 ¹¹² x 23 ¹¹² ''		
Antislip	SL02BA2	SL02682		



V3
HIGH



HEAVY TRAFFIC
TRAFFICO INTENSO



NOT RECTIFIED

Naturale / Matte Antislip

* Non rettificato, piastrella con bordi naturali. Unrectified, tile with natural edges.

■ 9 mm + ■ 20 mm OPEN

TAUPE


Naturale / Matte - UGL
80x160 - 80x80 - 60x120 - 60x60 - 30x60 - 15x60 - 10x30

Antislip - UGL
60x120

OPEN - UGL
60x120 - 60x60



Ribbed - UGL
60x120 - 30x60 - 10x60



■ 9 mm

	120x120 cm 47 ¹¹⁶ / ₆₄ "x47 ¹¹⁶ / ₆₄ "	80x160 cm 31 ¹² / ₁₆ "x62 ⁷ / ₈ "	80x80 cm 31 ¹² / ₁₆ "x31 ¹² / ₁₆ "	60x120 cm 23 ¹² / ₁₆ "x47 ¹¹⁶ / ₆₄ "	60x60 cm 23 ¹² / ₁₆ "x23 ¹² / ₁₆ "	30x60 cm 11 ⁷ / ₈ "x23 ¹² / ₁₆ "	15x60 cm 6"x23 ¹² / ₁₆ "	10x60 cm 4"x23 ¹² / ₁₆ "	10x30 cm 4"x11 ⁷ / ₈ "
SUPERFICIE SURFACE									
Naturale / Matte / Natur / Naturel / Natural / Матовый	SL0612 ■	SL06GA ■	SL0688 ■	SL06BA ■	SL0668 ■	SL0663 ■	SL06L15 ■		SL06L3 ■
Ribbed				SL06BAR ■		SL0663R ■		SL06L1R ■	
Antislip				SL06BAA ■					

■ 20 mm OPEN

	60x120 cm 23 ¹² / ₁₆ "x47 ¹¹⁶ / ₆₄ "	60x60 cm 23 ¹² / ₁₆ "x23 ¹² / ₁₆ "
SUPERFICIE SURFACE		
Antislip	SL06BA2 ■	SL06682 ■

■ 9 mm + ■ 20 mm OPEN

GREIGE

Naturale / Matte - UGL
80x160 - 80x80 - 60x120 - 60x60 - 30x60 - 15x60 - 10x30


Antislip - UGL
60x120

Antislip - UGL
30x60 not rectified*

OPEN - UGL
60x120 - 60x60



Ribbed - UGL
60x120 - 30x60 - 10x60



■ 9 mm

	120x120 cm 47 ¹¹⁶ / ₆₄ "x47 ¹¹⁶ / ₆₄ "	80x160 cm 31 ¹² / ₁₆ "x62 ⁷ / ₈ "	80x80 cm 31 ¹² / ₁₆ "x31 ¹² / ₁₆ "	60x120 cm 23 ¹² / ₁₆ "x47 ¹¹⁶ / ₆₄ "	60x60 cm 23 ¹² / ₁₆ "x23 ¹² / ₁₆ "	30x60 cm 11 ⁷ / ₈ "x23 ¹² / ₁₆ "	30x60 cm 11 ⁷ / ₈ "x23 ¹² / ₁₆ "	15x60 cm 6"x23 ¹² / ₁₆ "	10x60 cm 4"x23 ¹² / ₁₆ "	10x30 cm 4"x11 ⁷ / ₈ "
SUPERFICIE SURFACE							Not rectified*			
Naturale / Matte / Natur / Naturel / Natural / Матовый	SL0312 ■	SL03GA ■	SL0388 ■	SL03BA ■	SL0368 ■	SL0363 ■		SL03L15 ■		SL03L3 ■
Ribbed				SL03BAR ■		SL0363R ■			SL03L1R ■	
Antislip				SL03BAA ■			SL0360A ■			

■ 20 mm OPEN

	60x120 cm 23 ¹² / ₁₆ "x47 ¹¹⁶ / ₆₄ "	60x60 cm 23 ¹² / ₁₆ "x23 ¹² / ₁₆ "
SUPERFICIE SURFACE		
Antislip	SL03BA2 ■	SL03682 ■



* Non rettificato,
piastrella con bordi naturali.
Unrectified, tile with natural edges.

9 mm

ASH


Naturale / Matte - UGL
80x160 - 80x80 - 60x120 - 60x60 - 30x60 - 15x60 - 10x30

Antislip - UGL
60x120

Antislip - UGL
30x60 not rectified*



Ribbed - UGL
60x120 - 30x60 - 10x60



	9 mm									
							Not rectified*			
SUPERFICIE SURFACE	120x120 cm 47 ^{1/8} "x47 ^{1/8} "	80x160 cm 31 ^{1/2} "x62 ^{7/8} "	80x80 cm 31 ^{1/2} "x31 ^{1/2} "	60x120 cm 23 ^{1/2} "x47 ^{1/8} "	60x60 cm 23 ^{1/2} "x23 ^{1/2} "	30x60 cm 11 ^{7/8} "x23 ^{1/2} "	30x60 cm 11 ^{7/8} "x23 ^{1/2} "	15x60 cm 6"x23 ^{1/2} "	10x60 cm 4"x23 ^{1/2} "	10x30 cm 4"x11 ^{7/8} "
Naturale / Matte / Natur / Naturel / Natural / Матовый	SL0412 ■	SL04GA ■	SL0488 ■	SL04BA ■	SL0468 ■	SL0463 ■		SL04L15 ■		SL04L3 ■
Ribbed				SL04BAR ■		SL0463R ■			SL04L1R ■	
Antislip				SL04BAA ■			SL0460A ■			

9 mm

DARK

Naturale / Matte - UGL
80x160 - 80x80 - 60x120 - 60x60 - 30x60 - 15x60 - 10x30

Antislip - UGL
60x120



Ribbed - UGL
60x120 - 30x60 - 10x60



	9 mm									
SUPERFICIE SURFACE	120x120 cm 47 ^{1/8} "x47 ^{1/8} "	80x160 cm 31 ^{1/2} "x62 ^{7/8} "	80x80 cm 31 ^{1/2} "x31 ^{1/2} "	60x120 cm 23 ^{1/2} "x47 ^{1/8} "	60x60 cm 23 ^{1/2} "x23 ^{1/2} "	30x60 cm 11 ^{7/8} "x23 ^{1/2} "	15x60 cm 6"x23 ^{1/2} "	10x60 cm 4"x23 ^{1/2} "	10x30 cm 4"x11 ^{7/8} "	
Naturale / Matte / Natur / Naturel / Natural / Матовый	SL0512 ■	SL05GA ■	SL0588 ■	SL05BA ■	SL0568 ■	SL0563 ■	SL05L15 ■		SL05L3 ■	
Ribbed				SL05BAR ■		SL0563R ■		SL05L1R ■		
Antislip				SL05BAA ■						



V3
HIGH



HEAVY TRAFFIC
TRAFFICO INTENSO



NOT RECTIFIED

Naturale / Matte
Antislip

* Non rettificato,
piastrella con bordi naturali.
Unrectified, tile with natural edges.

9 mm

MURETTO A SPACCO

Naturale / Matte - UGL
30x30



MOON SAND TAUPE GREIGE ASH DARK

MOSAICO

Naturale / Matte - UGL
30x30



MOON SAND TAUPE GREIGE ASH DARK

9 mm	
Muretto a spacco 30x30 cm 11 ^{7/8} "x11 ^{7/8} "	
Mosaico 30x30 cm 11 ^{7/8} "x11 ^{7/8} "	
Pcs Box 12	
SUPERFICIE SURFACE	
MOON	SL01MS ■ SL013MA ■
SAND	SL02MS ■ SL023MA ■
TAUPE	SL06MS ■ SL063MA ■
GREIGE	SL03MS ■ SL033MA ■
ASH	SL04MS ■ SL043MA ■
DARK	SL05MS ■ SL053MA ■

SU RETE MESH MOUNTED



Tessera 10x5 4"x2"
Muretto a spacco



Tessera 5x5 2"x2"
Mosaico

9 mm

Battiscopa	Gradone con Toro	Elemento "L" Incollato
7x60 cm 2 ^{3/4} "x23 ^{1/2} "	120x33x4 cm 47 ^{1/4} "x13"x1 ^{3/4} "	16,5x60x4,5 cm 6 ^{1/2} "x23 ^{1/2} "x1 ^{3/4} "
Pcs Box 10	Pcs Box 2	Pcs Box 4

SUPERFICIE SURFACE		9 mm		
MOON	Naturale / Matte / Natur / Naturel / Natural / Матовый	SL0176 ■	SL01GT2 ■	SL0195I ■
SAND	Naturale / Matte / Natur / Naturel / Natural / Матовый	SL0276 ■	SL02GT2 ■	SL0295I ■
TAUPE	Naturale / Matte / Natur / Naturel / Natural / Матовый	SL0676 ■	SL06GT2 ■	
GREIGE	Naturale / Matte / Natur / Naturel / Natural / Матовый	SL0376 ■	SL03GT2 ■	SL0395I ■
ASH	Naturale / Matte / Natur / Naturel / Natural / Матовый	SL0476 ■	SL04GT2 ■	SL0495I ■
DARK	Naturale / Matte / Natur / Naturel / Natural / Матовый	SL0576 ■	SL05GT2 ■	

* Antislip

20 mm OPEN

OPEN PLANTER














RECTANGULAR PLANTER 60x120x60 cm FIOR200004 ■	RECTANGULAR PLANTER 40x80x40 cm FIOR200002 ■	SQUARE PLANTER 60x60x60 cm FIOR200003 ■	SQUARE PLANTER 40x40x40 cm FIOR200001 ■

* COLORI DISPONIBILI AVAILABLE COLOURS	60x120x60 cm 23 ^{1/2} "x47 ^{1/4} "x 23 ^{1/2} "	40x80x40 cm 15 ^{3/4} "x31 ^{1/2} "x15 ^{3/4} "	60x60x60 cm 23 ^{1/2} "x23 ^{1/2} "x23 ^{1/2} "	40x40x40 cm 15 ^{3/4} "x15 ^{3/4} "x15 ^{3/4} "
SAND	■	■	■	■
TAUPE	■	■	■	■
GREIGE	■	■	■	■














* Al momento dell'ordine indicare il colore scelto.
Please specify the color preference when ordering.
Geben Sie bei der Bestellung die gewählte Farbe an.
Au moment de la commande, merci de préciser la couleur choisie.
Al realizar el pedido indicar el color elegido.
При заказе необходимо указать выбранный цвет.

20 mm OPEN

SPECIAL PIECES

	DIMENSIONE PEZZO ITEM SIZE	FONDI ABBINATI MATCHING REGULAR TILES	SAND	GREIGE	TAUPE	PREZZO PRICE	PCS BOX	
 Gradone Assemblato	30x60 cm 11 ⁷⁸ °x23 ¹² °	60x60	SL02G6A	SL03G6A	SL06G6A	■	3	
	30x120 cm 11 ⁷⁸ °x47 ¹⁴ °	60x120	SL02G5A	SL03G5A	SL06G5A	■	2	
 Gradone Angolare Assemblato DX e SX	30x60 cm 11 ⁷⁸ °x23 ¹² °	60x60	DX	SL02D6A	SL03D6A	SL06D6A	■	3
			SX	SL02S6A	SL03S6A	SL06S6A	■	3
	30x120 cm 11 ⁷⁸ °x47 ¹⁴ °	60x120	DX	SL02D5A	SL03D5A	SL06D5A	■	2
			SX	SL02S5A	SL03S5A	SL06S5A	■	2
 Angolare Interno Assemblato 45°	30x60 cm 11 ⁷⁸ °x23 ¹² °	2 pz	60x60	SL02AI6A	SL03AI6A	SL06AI6A	■	1 set
	30x120 cm 11 ⁷⁸ °x47 ¹⁴ °	2 pz	60x120	SL02AI5A	SL03AI5A	SL06AI5A	■	1 set
 Angolare Esterno Assemblato 45°	30x60 cm 11 ⁷⁸ °x23 ¹² °	2 pz	60x60	SL02AE6A	SL03AE6A	SL06AE6A	■	1 set
	30x120 cm 11 ⁷⁸ °x47 ¹⁴ °	2 pz	60x120	SL02AE5A	SL03AE5A	SL06AE5A	■	1 set
 Alzata con Scuretto	20x60 cm 8°x23 ¹² °	60x60	SL02AL	SL03AL	SL06AL	■	2	
	20x120 cm 8°x47 ¹⁴ °	60x120	SL02AL2	SL03AL2	SL06AL2	■	2	
 Gradone con Toro	30x60 cm 11 ⁷⁸ °x23 ¹² °	60x60	SL02G6R	SL03G6R	SL06G6R	■	3	
	30x120 cm 11 ⁷⁸ °x47 ¹⁴ °	60x120	SL02G5R	SL03G5R	SL06G5R	■	2	
 Gradone Angolare con Toro DX e SX	30x60 cm 11 ⁷⁸ °x23 ¹² °	60x60	DX	SL02D6R	SL03D6R	SL06D6R	■	3
			SX	SL02S6R	SL03S6R	SL06S6R	■	3
	30x120 cm 11 ⁷⁸ °x47 ¹⁴ °	60x120	DX	SL02D5R	SL03D5R	SL06D5R	■	2
			SX	SL02S5R	SL03S5R	SL06S5R	■	2
 Angolare Interno con Toro 45°	30x60 cm 11 ⁷⁸ °x23 ¹² °	2 pz	60x60	SL02AI6R	SL03AI6R	SL06AI6R	■	1 set
	30x120 cm 11 ⁷⁸ °x47 ¹⁴ °	2 pz	60x120	SL02AI5R	SL03AI5R	SL06AI5R	■	1 set
 Angolare Esterno con Toro 45°	30x60 cm 11 ⁷⁸ °x23 ¹² °	2 pz	60x60	SL02AE6R	SL03AE6R	SL06AE6R	■	1 set
	30x120 cm 11 ⁷⁸ °x47 ¹⁴ °	2 pz	60x120	SL02AE5R	SL03AE5R	SL06AE5R	■	1 set
 Angolare Curvilineo con Toro	60x60 cm 23 ¹² °x23 ¹² ° radius 30 cm 11 ⁷⁸ °	60x60	SL02AP6R	SL03AP6R	SL06AP6R	■	1	
 Gradone Costa Lucida	30x60 cm 11 ⁷⁸ °x23 ¹² °	60x60	SL02G6S	SL03G6S	SL06G6S	■	3	
	30x120 cm 11 ⁷⁸ °x47 ¹⁴ °	60x120	SL02G5S	SL03G5S	SL06G5S	■	2	
 Angolare Interno Costa Lucida 45°	30x60 cm 11 ⁷⁸ °x23 ¹² °	2 pz	60x60	SL02AI6S	SL03AI6S	SL06AI6S	■	1 set
	30x120 cm 11 ⁷⁸ °x47 ¹⁴ °	2 pz	60x120	SL02AI5S	SL03AI5S	SL06AI5S	■	1 set
 Angolare Esterno Costa Lucida 45°	30x60 cm 11 ⁷⁸ °x23 ¹² °	2 pz	60x60	SL02AE6S	SL03AE6S	SL06AE6S	■	1 set
	30x120 cm 11 ⁷⁸ °x47 ¹⁴ °	2 pz	60x120	SL02AE5S	SL03AE5S	SL06AE5S	■	1 set

20 mm OPEN

	DIMENSIONE PEZZO ITEM SIZE	FONDI ABBINATI MATCHING REGULAR TILES	SAND	GREIGE	TAUPE	PREZZO PRICE	PCS BOX	
 Angolare Curvilineo Costa Lucida	60x60 cm 23 ¹² °x23 ¹² ° radius 30 cm 11 ⁷⁸ °	60x60	SL02AP6S	SL03AP6S	SL06AP6S	■	1	
 Canalina	8x14x60 cm 3 ¹⁸ °x5 ¹² °x23 ¹² °	60x60 / 60x120	SL02CA6	SL03CA6	SL06CA6	■	2	
 Canalina Angolare	8x14x60 cm 3 ¹⁸ °x5 ¹² °x23 ¹² °	2 pz	60x60 / 60x120	SL02CAA6	SL03CAA6	SL06CAA6	■	1 set
 Canalina a Bordo Chiuso	8x14x60 cm 3 ¹⁸ °x5 ¹² °x23 ¹² °	60x60 / 60x120	SL02CAC6	SL03CAC6	SL06CAC6	■	1	
 Griglia	14x60 cm 5 ¹² °x23 ¹² °	60x60 / 60x120	SL02GG6	SL03GG6	SL06GG6	■	2	
 Griglia Angolare	14x60 cm 5 ¹² °x23 ¹² °	2 pz	60x60 / 60x120	SL02GGA6	SL03GGA6	SL06GGA6	■	1 set
 Elemento a L	60x60x6,5 cm 23 ¹² °x23 ¹² °x2 ⁵⁸ °	60x60	SL02L682A	SL03L682A	SL06L682A	■	1	
	60x60x14 cm 23 ¹² °x23 ¹² °x5 ¹² °	60x60	SL02L682B	SL03L682B	SL06L682B	■	1	
 Elemento a L Lato 120	60x120x6,5 cm 23 ¹² °x47 ¹⁴ °x2 ⁵⁸ °	60x120	SL02LBA2A	SL03LBA2A	SL06LBA2A	■	1	
	60x120x14 cm 23 ¹² °x47 ¹⁴ °x5 ¹² °	60x120	SL02LBA2B	SL03LBA2B	SL06LBA2B	■	1	
 Elemento a L Lato 60	60x120x6,5 cm 23 ¹² °x47 ¹⁴ °x2 ⁵⁸ °	60x120	SL02LBA2A6	SL03LBA2A6	SL06LBA2A6	■	1	
	60x120x14 cm 23 ¹² °x47 ¹⁴ °x5 ¹² °	60x120	SL02LBA2B6	SL03LBA2B6	SL06LBA2B6	■	1	
 Elemento L Angolare	60x60x6,5 cm 23 ¹² °x23 ¹² °x2 ⁵⁸ °	60x60	SL02L682AA	SL03L682AA	SL06L682AA	■	1	
	60x60x14 cm 23 ¹² °x23 ¹² °x5 ¹² °	60x60	SL02L682BA	SL03L682BA	SL06L682BA	■	1	
 Elemento L Angolare DX e SX	60x120x6,5 cm 23 ¹² °x47 ¹⁴ °x2 ⁵⁸ °	60x120	DX	SL02LBA2AD	SL03LBA2AD	SL06LBA2AD	■	1
			SX	SL02LBA2AS	SL03LBA2AS	SL06LBA2AS	■	1
	60x120x14 cm 23 ¹² °x47 ¹⁴ °x5 ¹² °	60x120	DX	SL02LBA2BD	SL03LBA2BD	SL06LBA2BD	■	1
			SX	SL02LBA2BS	SL03LBA2BS	SL06LBA2BS	■	1
 Bordo L	15x15x60 cm 6°x6°x23 ¹² °	60x60	SL02BR	SL03BR	SL06BR	■	2	
	20x20x120 cm 8°x8°x47 ¹⁴ °	60x120	SL02BR2	SL03BR2	SL06BR2	■	2	
 Gocciolatoio Costa Lucida	30x60 cm 11 ⁷⁸ °x23 ¹² °	60x60	SL02SG6	SL03SG6	SL06SG6	■	3	
	20x120 cm 8°x47 ¹⁴ °	60x120	SL02SG2	SL03SG2	SL06SG2	■	2	

■ 9 mm + ■ 20 mm OPEN

SIZE CHART AND PACKING

LE DIMENSIONI OPERATIVE DEI SINGOLI FORMATI SONO: / THE WORKING SIZES OF THE INDIVIDUAL COMMERCIAL SIZES ARE:
 DIE OPERATIVEN ABMESSUNGEN DER EINZELNEN FORMATE SIND: / LES DIMENSIONS UTILES DES FORMATS SONT LES SUIVANTES:
 LAS DIMENSIONES OPERATIVAS DE CADA FORMATO SON: / ПРОДУКЦИЯ УПАКОВЫВАЕТСЯ РАЗНЫМИ СПОСОБАМИ, В ЗАВИСИМОСТИ ОТ РАЗМЕРА.

1200x1200 mm = 1195x1195 mm 600x1200 mm = 596,5x1195 mm 150x600 mm = 147,6x596,5 mm
 800x1600 mm = 797x1596 mm 600x600 mm = 596,5x596,5 mm 100x600 mm = 97,7x596,5 mm
 800x800 mm = 797x797 mm 300x600 mm = 297,2x596,5 mm 100x300 mm = 97,7x297,2 mm

IMBALLI / PACKING / VERPACKUNGEN / EMBALLAGES / EMBALAJES / УПАКОВКИ		PCS / BOX	M ² / BOX	KG / BOX	BOX / PALLET	M ² / PALLET	KG / PALLET
	120x120 cm - 47 ^{1/4} "x47 ^{1/4} "	Thick 9 mm	Naturale	PZ / PCS 01	M ² 1,44 SQ.FT. 15,49	KG 31,05 LBS 68,53	PZ / PCS 36 M ² 51,84 SQ.FT. 557,95 LBS 2.511,08
	80x160 cm - 31 ^{1/2} "x62 ^{7/8} "	Thick 9 mm	Naturale	PZ / PCS 01	M ² 1,28 SQ.FT. 13,77	KG 28,40 LBS 62,48	PZ / PCS 36 M ² 46,08 SQ.FT. 495,95 LBS 2.293,10
	80x80 cm - 31 ^{1/2} "x31 ^{1/2} "	Thick 9 mm	Naturale	PZ / PCS 02	M ² 1,28 SQ.FT. 13,77	KG 27,20 LBS 81,84	PZ / PCS 40 M ² 51,20 SQ.FT. 551,06 LBS 2.437,86
	60x120 cm - 23 ^{1/2} "x47 ^{1/4} "	Thick 9 mm	Naturale / Ribbed / Antislip	PZ / PCS 02	M ² 1,44 SQ.FT. 15,49	KG 30,26 LBS 66,57	PZ / PCS 36 M ² 51,84 SQ.FT. 557,95 LBS 2.440,90
	OPEN 60x120 cm - 23 ^{1/2} "x47 ^{1/4} "	Thick 20 mm	Antislip	PZ / PCS 01	M ² 0,72 SQ.FT. 7,74	KG 31,64 LBS 69,60	PZ / PCS 36 M ² 25,92 SQ.FT. 278,97 LBS 2.550,43
	60x60 cm - 23 ^{1/2} "x23 ^{1/2} "	Thick 9 mm	Naturale	PZ / PCS 04	M ² 1,44 SQ.FT. 15,49	KG 28,52 LBS 62,74	PZ / PCS 30 M ² 43,20 SQ.FT. 464,96 LBS 1.926,38
	OPEN 60x60 cm - 23 ^{1/2} "x23 ^{1/2} "	Thick 20 mm	Antislip	PZ / PCS 02	M ² 0,72 SQ.FT. 7,74	KG 31,20 LBS 68,64	PZ / PCS 30 M ² 21,60 SQ.FT. 232,48 LBS 2.103,79
	30x60 cm - 11 ^{7/8} "x23 ^{1/2} "	Thick 9 mm	Naturale / Ribbed	PZ / PCS 08	M ² 1,44 SQ.FT. 15,49	KG 29,08 LBS 63,97	PZ / PCS 32 M ² 46,08 SQ.FT. 495,95 LBS 2.091,29
	Not rectified 30x60 cm - 11 ^{7/8} "x23 ^{1/2} "	Thick 9 mm	Antislip	PZ / PCS 08	M ² 1,44 SQ.FT. 15,49	KG 26,48 LBS 58,25	PZ / PCS 32 M ² 46,08 SQ.FT. 495,95 LBS 1.908,45
	15x60 cm - 6"x23 ^{1/2} "	Thick 9 mm	Naturale	PZ / PCS 12	M ² 1,08 SQ.FT. 11,62	KG 22,30 LBS 49,06	PZ / PCS 40 M ² 43,20 SQ.FT. 464,96 LBS 2.006,40
	10x60 cm - 4"x23 ^{1/2} "	Thick 9 mm	Ribbed	PZ / PCS 12	M ² 0,72 SQ.FT. 7,74	KG 15,30 LBS 33,66	PZ / PCS 50 M ² 36,00 SQ.FT. 387,46 LBS 1.727,00
	10x30 cm - 4"x11 ^{7/8} "	Thick 9 mm	Naturale	PZ / PCS 30	M ² 0,90 SQ.FT. 9,68	KG 18,23 LBS 40,10	PZ / PCS 48 M ² 43,20 SQ.FT. 464,96 LBS 1.944,80
	Muretto a Spacco 30x30 cm - 11 ^{7/8} "x11 ^{7/8} "	Thick 9 mm	Naturale	PZ / PCS 12	M ² 1,08 SQ.FT. 11,62	KG 25,92 LBS 57,02	PZ / PCS 30 M ² 32,40 SQ.FT. 348,72 LBS 1.754,72
	Mosaico 30x30 cm - 11 ^{7/8} "x11 ^{7/8} "	Thick 9 mm	Naturale	PZ / PCS 12	M ² 1,08 SQ.FT. 11,62	KG 20,57 LBS 45,25	PZ / PCS 30 M ² 32,40 SQ.FT. 348,72 LBS 1.403,60

■ 9 mm + ■ 20 mm OPEN

SPECIAL PIECES PACKING

IMBALLI / PACKING / VERPACKUNGEN / EMBALLAGES / EMBALAJES / УПАКОВКИ		PCS / BOX	M ² / BOX	KG / BOX					
	Gradone con Toro	120x33x4 cm - 47 ^{1/4} "x13"x13 ^{3/4} "	Thick 9 mm	Naturale	PZ / PCS 02	M ² 0,79	SQ.FT. 8,50	KG 20,22	LBS 44,48
		30x60 cm - 11 ^{7/8} "x23 ^{1/2} "	Thick 20 mm	Antislip	PZ / PCS 03	M ² 0,54	SQ.FT. 5,81	KG 24,30	LBS 53,46
		30x120 cm - 11 ^{7/8} "x47 ^{1/4} "	Thick 20 mm	Antislip	PZ / PCS 02	M ² 0,72	SQ.FT. 7,74	KG 31,70	LBS 69,74
	Gradone Assemblato	30x60 cm - 11 ^{7/8} "x23 ^{1/2} "	Thick 20 mm	Antislip	PZ / PCS 03	M ² 0,54	SQ.FT. 5,81	KG 23,85	LBS 52,47
		30x120 cm - 11 ^{7/8} "x47 ^{1/4} "	Thick 20 mm	Antislip	PZ / PCS 02	M ² 0,72	SQ.FT. 7,74	KG 31,60	LBS 69,52
	Gradone Angolare Assemblato DX e SX	30x60 cm - 11 ^{7/8} "x23 ^{1/2} "	Thick 20 mm	Antislip	PZ / PCS 03	M ² 0,54	SQ.FT. 5,81	KG 23,85	LBS 52,47
		30x120 cm - 11 ^{7/8} "x47 ^{1/4} "	Thick 20 mm	Antislip	PZ / PCS 02	M ² 0,72	SQ.FT. 7,74	KG 31,10	LBS 68,42
	Angolare Interno Assemblato 45°	30x60 cm - 11 ^{7/8} "x23 ^{1/2} "	Thick 20 mm	Antislip	PZ / PCS 02	M ² 0,36	SQ.FT. 3,87	KG 15,91	LBS 35,00
		30x120 cm - 11 ^{7/8} "x47 ^{1/4} "	Thick 20 mm	Antislip	PZ / PCS 02	M ² 0,72	SQ.FT. 7,74	KG 32,08	LBS 70,57
	Angolare Esterno Assemblato 45°	30x60 cm - 11 ^{7/8} "x23 ^{1/2} "	Thick 20 mm	Antislip	PZ / PCS 02	M ² 0,36	SQ.FT. 3,87	KG 15,91	LBS 35,00
		30x120 cm - 11 ^{7/8} "x47 ^{1/4} "	Thick 20 mm	Antislip	PZ / PCS 02	M ² 3,00	SQ.FT. 32,28	KG 32,08	LBS 70,57
	Alzata con Scretto	20x60 cm - 8"x23 ^{1/2} "	Thick 20 mm	Antislip	PZ / PCS 02	M ² 0,24	SQ.FT. 2,58	KG 10,60	LBS 23,32
		20x120 cm - 8"x47 ^{1/4} "	Thick 20 mm	Antislip	PZ / PCS 02	M ² 0,48	SQ.FT. 5,16	KG 21,40	LBS 47,08
	Gradone Angolare con Toro DX e SX	30x60 cm - 11 ^{7/8} "x23 ^{1/2} "	Thick 20 mm	Antislip	PZ / PCS 03	M ² 0,54	SQ.FT. 5,81	KG 23,85	LBS 52,47
		30x120 cm - 11 ^{7/8} "x47 ^{1/4} "	Thick 20 mm	Antislip	PZ / PCS 02	M ² 0,72	SQ.FT. 7,74	KG 31,25	LBS 68,75
	Angolare Interno con Toro 45°	30x60 cm - 11 ^{7/8} "x23 ^{1/2} "	Thick 20 mm	Antislip	PZ / PCS 02	M ² 0,36	SQ.FT. 3,87	KG 15,91	LBS 35,00
		30x120 cm - 11 ^{7/8} "x47 ^{1/4} "	Thick 20 mm	Antislip	PZ / PCS 02	M ² 3,00	SQ.FT. 32,28	KG 32,08	LBS 70,57
	Angolare Esterno con Toro 45°	30x60 cm - 11 ^{7/8} "x23 ^{1/2} "	Thick 20 mm	Antislip	PZ / PCS 02	M ² 0,36	SQ.FT. 3,87	KG 15,91	LBS 35,00
		30x120 cm - 11 ^{7/8} "x47 ^{1/4} "	Thick 20 mm	Antislip	PZ / PCS 02	M ² 3,00	SQ.FT. 32,28	KG 32,08	LBS 70,57
	Angolare Curvilineo con Toro	60x60 cm 23 ^{1/2} "x23 ^{1/2} " radius 30 cm 11 ^{7/8} "	Thick 20 mm	Antislip	PZ / PCS 01	M ² 0,36	SQ.FT. 3,87	KG 13,30	LBS 29,26
	Gradone Costa Lucida	30x60 cm - 11 ^{7/8} "x23 ^{1/2} "	Thick 20 mm	Antislip	PZ / PCS 03	M ² 0,54	SQ.FT. 5,81	KG 23,86	LBS 52,49
		30x120 cm - 11 ^{7/8} "x47 ^{1/4} "	Thick 20 mm	Antislip	PZ / PCS 02	M ² 0,72	SQ.FT. 7,74	KG 32,08	LBS 70,57
	Angolare Interno Costa Lucida 45°	30x60 cm - 11 ^{7/8} "x23 ^{1/2} "	Thick 20 mm	Antislip	PZ / PCS 02	M ² 0,36	SQ.FT. 3,87	KG 15,91	LBS 35,00
		30x120 cm - 11 ^{7/8} "x47 ^{1/4} "	Thick 20 mm	Antislip	PZ / PCS 02	M ² 0,72	SQ.FT. 7,74	KG 32,08	LBS 70,57
	Angolare Esterno Costa Lucida 45°	30x60 cm - 11 ^{7/8} "x23 ^{1/2} "	Thick 20 mm	Antislip	PZ / PCS 02	M ² 0,36	SQ.FT. 3,87	KG 15,91	LBS 35,00
		30x120 cm - 11 ^{7/8} "x47 ^{1/4} "	Thick 20 mm	Antislip	PZ / PCS 02	M ² 0,72	SQ.FT. 7,74	KG 32,08	LBS 70,57
	Angolare Curvilineo Costa Lucida	60x60 cm 23 ^{1/2} "x23 ^{1/2} " radius 30 cm 11 ^{7/8} "	Thick 20 mm	Antislip	PZ / PCS 01	M ² 0,36	SQ.FT. 3,87	KG 15,91	LBS 35,00
	Canalina	8x14x60 cm - 3 ^{1/8} "x5 ^{1/2} "x23 ^{1/2} "	Thick 20 mm	Antislip	PZ / PCS 02	M ² 0,08	SQ.FT. 0,90	KG 8,00	LBS 17,60
	Canalina Angolare	8x14x60 cm - 3 ^{1/8} "x5 ^{1/2} "x23 ^{1/2} "	Thick 20 mm	Antislip	PZ / PCS 02	M ² 0,16	SQ.FT. 1,72	KG 7,42	LBS 16,32
	Canalina a Bordo Chiuso	8x14x60 cm - 3 ^{1/8} "x5 ^{1/2} "x23 ^{1/2} "	Thick 20 mm	Antislip	PZ / PCS 01	M ² 0,08	SQ.FT. 0,90	KG 3,71	LBS 8,16
	Griglia	14x60 cm - 5 ^{1/2} "x23 ^{1/2} "	Thick 20 mm	Antislip	PZ / PCS 02	M ² 0,08	SQ.FT. 0,90	KG 7,80	LBS 17,16
	Griglia Angolare	14x60 cm - 5 ^{1/2} "x23 ^{1/2} "	Thick 20 mm	Antislip	PZ / PCS 02	M ² 0,16	SQ.FT. 1,72	KG 7,80	LBS 15,40
	Elemento a L	60x60x6,5 cm - 23 ^{1/2} "x23 ^{1/2} "x2 ^{5/8} "	Thick 20 mm	Antislip	PZ / PCS 01	M ² 0,36	SQ.FT. 3,87	KG 15,91	LBS 35,00
		60x60x14 cm - 23 ^{1/2} "x23 ^{1/2} "x5 ^{1/2} "	Thick 20 mm	Antislip	PZ / PCS 01	M ² 0,36	SQ.FT. 3,87	KG 15,91	LBS 35,00
	Elemento a L Lato 120	60x120x6,5 cm - 23 ^{1/2} "x47 ^{1/4} "x2 ^{5/8} "	Thick 20 mm	Antislip	PZ / PCS 01	M ² 0,72	SQ.FT. 7,74	KG 32,08	LBS 70,57
		60x120x14 cm - 23 ^{1/2} "x47 ^{1/4} "x5 ^{1/2} "	Thick 20 mm	Antislip	PZ / PCS 01	M ² 0,72	SQ.FT. 7,74	KG 32,08	LBS 70,57
	Elemento a L Lato 60	60x120x6,5 cm - 23 ^{1/2} "x47 ^{1/4} "x2 ^{5/8} "	Thick 20 mm	Antislip	PZ / PCS 01	M ² 0,72	SQ.FT. 7,74	KG 32,08	LBS 70,57
		60x120x14 cm - 23 ^{1/2} "x47 ^{1/4} "x5 ^{1/2} "	Thick 20 mm	Antislip	PZ / PCS 01	M ² 0,72	SQ.FT. 7,74	KG 32,08	LBS 70,57
	Elemento L Angolare	60x60x6,5 cm - 23 ^{1/2} "x23 ^{1/2} "x2 ^{5/8} "	Thick 20 mm	Antislip	PZ / PCS 01	M ² 0,36	SQ.FT. 3,87	KG 15,91	LBS 35,00
		60x60x14 cm - 23 ^{1/2} "x23 ^{1/2} "x5 ^{1/2} "	Thick 20 mm	Antislip	PZ / PCS 01	M ² 0,36	SQ.FT. 3,87	KG 15,91	LBS 35,00
	Elemento L Angolare DX e SX	60x120x6,5 cm - 23 ^{1/2} "x47 ^{1/4} "x2 ^{5/8} "	Thick 20 mm	Antislip	PZ / PCS 01	M ² 0,72	SQ.FT. 7,74	KG 32,08	LBS 70,57
		60x120x14 cm - 23 ^{1/2} "x47 ^{1/4} "x5 ^{1/2} "	Thick 20 mm	Antislip	PZ / PCS 01	M ² 0,72	SQ.FT. 7,74	KG 32,08	LBS 70,57
	Bordo L	15x15x60 cm - 6"x6"x23 ^{1/2} "	Thick 20 mm	Antislip	PZ / PCS 02	M ² 0,18	SQ.FT. 1,93	KG 8,00	LBS 17,60
		20x20x120 cm - 8"x8"x47 ^{1/4} "	Thick 20 mm	Antislip	PZ / PCS 02	M ² 0,48	SQ.FT. 8,39	KG 21,40	LBS 47,08
	Elemento a L Incollato	16,5x60x4,5 cm - 6 ^{1/2} "x23 ^{1/2} "x1 ^{3/4} "	Thick 9 mm	Antislip	PZ / PCS 04	M ² 0,39	SQ.FT. 4,19	KG 9,10	LBS 20,02
	Gocciolatoio Costa Lucida	30x60 cm - 11 ^{7/8} "x23 ^{1/2} "	Thick 20 mm	Antislip	PZ / PCS 03	M ² 0,54	SQ.FT. 5,81	KG 23,85	LBS 52,47
		20x120 cm - 8"x47 ^{1/4} "	Thick 20 mm	Antislip	PZ / PCS 02	M ² 0,48	SQ.FT. 5,16	KG 21,40	LBS 47,08
	Battiscopa	7x60 cm - 2 ^{3/4} "x23 ^{1/2} "	Thick 9 mm	Naturale	PZ / PCS 10	M ² 0,42	SQ.FT. 4,52	KG 8,40	LBS 18,48

OUR NAME STANDS FOR TECHNICAL AND AESTHETIC EXCELLENCE.



Portiamo con orgoglio in tutto il mondo materiali che esprimono al meglio la cultura estetica, l'eccellenza stilistica e tecnica del Made in Italy.

Sul mercato internazionale, il nostro nome è sinonimo di grès porcellanato dalle altissime prestazioni tecniche ed estetiche e attraverso la trasformazione di materie prime di assoluta qualità otteniamo progetti ceramici capaci d'interpretare le molteplici esigenze di un mondo in costante evoluzione.

Around the world, we proudly promote materials that best express that Made in Italy aesthetic, style and technical excellence.

On the international market, our name is synonymous with porcelain stoneware that offers extremely high technical and aesthetic performance. We transform top quality raw materials into ceramic projects able to interpret the many requirements of a continuously evolving world.



Il prestigioso marchio d'origine Ceramics of Italy contrassegna solamente i prodotti realizzati in Italia, che rappresentano i valori appartenenti all'industria ceramica da decenni.

ITALGRANITI GROUP sostiene il codice etico di Confindustra Ceramica che, dalla **produzione 100% Made in Italy alla responsabilità sociale e ambientale, promuove una politica industriale seria e trasparente.**

Ceramics of Italy is the certified brand of origin which exclusively marks all products fully manufactured in Italy representing the decades old values system of the Italian Ceramic Industry.

We support all those values promoted by the Confindustra Ceramica code of ethics, from **100% Italian production to social and environmental responsibility.**



QUALITY SYSTEM MANAGEMENT

La **certificazione UNI ISO 9001 2015** è riconosciuta a livello internazionale e rappresenta una garanzia di eccellenza e qualità del proprio sistema di gestione. ITALGRANITI GROUP ha deciso di intraprendere spontaneamente questo importante percorso adottando un insieme di regole, responsabilità e controlli per **migliorare l'efficienza dei processi e la soddisfazione del cliente, accrescere la propria competitività e mantenere la conformità ai più alti standard qualitativi.**

UNI ISO 9001 2015 certification is internationally recognised and represents a guarantee of the excellence and quality of the management system. ITALGRANITI GROUP decided of its own accord to undertake this important process, adopting a set of rules, responsibilities and checks to **improve the efficiency of processes and customer satisfaction, to boost its competitiveness and maintain compliance with the highest quality standards.**



SAFETY SYSTEM MANAGEMENT

La salute e il benessere dei lavoratori sono interessi primari per ITALGRANITI GROUP. L'ottenimento della **certificazione UNI ISO 45001** rafforza una cultura d'impresa che vede la sicurezza non solo come a un adempimento normativo, ma come parte essenziale dei processi lavorativi. La normativa è **uno strumento necessario per generare un nuovo modello di competitività sostenibile** che possa migliorare la crescita di tutte le performance aziendali.

The health and wellbeing of employees are crucial priorities for ITALGRANITI GROUP. The attainment of **UNI ISO 45001 certification** strengthens a business culture that sees safety not simply as a question of regulatory compliance, but as an essential part of working processes. Regulation is **a necessary tool for generating a new model of sustainable competitiveness** that can improve company performance across the board.

ECO-SUSTAINABLE DEVELOPMENT.



ENVIRONMENTAL MANAGEMENT

Italgraniti Group opera in conformità alle normative ambientali previste dalla certificazione ISO 14001 e del regolamento EMAS, ottenuta da oltre 10 anni. La certificazione europea EMAS (Eco-Management and Audit Scheme) misura e controlla il ridotto impatto sull'ambiente dei siti produttivi, attraverso un sistema di gestione ambientale basato su rigorosi parametri.

ITALGRANITI GROUP CONTRIBUISCE ALL'EFFICIENZA ENERGETICA ATTRAVERSO:

- 100% di riciclaggio delle acque utilizzate
- 100% riciclo degli scarti crudi e cotti
- 100% riciclo del packaging e dei pallet
- 90% di riciclo dei rifiuti.

Italgraniti Group conforms with the environmental regulations envisaged by the ISO 14001 certification and by the EMAS certification, obtained more than 10 years ago. The European EMAS (Eco-Management and Audit Scheme) certification measures and controls the reduced environmental impact of production sites, through an environmental management system based on strict parameters.

ITALGRANITI GROUP CONTRIBUTES TOWARDS ENERGY EFFICIENCY THROUGH:

- 100% recycling of waters used
- 100% recycling of unfired and fired waste
- 100% recycling of packaging and pallets
- 90% recycling of waste.



BASSE EMISSIONI DI GAS IN ATMOSFERA
LOW ATMOSPHERIC GAS EMISSIONS



100% RISPARMIO CONSUMI IDRICI
100% WATER CONSUMPTION SAVINGS



100% RICICLO DEGLI SCARTI CRUDI
100% RECYCLING OF UNFIRED WASTE



100% RICICLO DEGLI SCARTI COTTI
100% RECYCLING OF FIRED WASTE



100% PACKAGING RICICLATO
100% RECYCLED PACKAGING



90% RICICLO DEI RIFIUTI INDUSTRIALI
90% RECYCLING OF INDUSTRIAL WASTE



MONITORAGGIO INQUINAMENTO ACUSTICO
NOISE POLLUTION MONITORING



100% PALLET RICICLATI
100% RECYCLED PALLETS



LEED COMPLIANT

LEED™ è un sistema di certificazione volontario, per la progettazione, costruzione e gestione di edifici sostenibili ad alte prestazioni; promuove un sistema di progettazione integrata che riguarda l'intero edificio. È sviluppato dall'U.S. GREEN BUILDING COUNCIL (USGBC) associazione che fornisce un approccio globale alla sostenibilità dando un riconoscimento alle performance virtuose in aree chiave della salute umana ed ambientale. Il sistema si basa sull'attribuzione di crediti per ciascuno dei requisiti caratterizzanti la sostenibilità dell'edificio. Dalla somma dei crediti deriva il livello di certificazione ottenuto.

LEED™ is a voluntary certification system, for the design, construction and management of high performance sustainable buildings; it promotes an integrated design system that concerns the whole building. It is developed by the U.S. GREEN BUILDING COUNCIL (USGBC), an association which provides a global approach to sustainability, providing recognition for virtuous performance levels in key areas of human and environmental health. The system is based on rating credits for each of the requisites featuring the sustainability of the building. The sum of the credits composes the certification level achieved.

ECO-SUSTAINABLE DEVELOPMENT.



Italgraniti Group è membro del Green Building Council Italia, organizzazione che promuove la cultura e la pratica dell'edilizia sostenibile in un contesto che rispetti le esigenze dell'uomo, della collettività e dell'ambiente.

Italgraniti Group is a member of the Green Building Council Italia, an organisation that promotes the culture and practice of sustainable construction in a context that respects the needs of mankind, the collective whole and the environment.



Tutti i prodotti Italgraniti Group contengono un'elevata percentuale di materie prime riciclate. Questa importante caratteristica contribuisce all'ottenimento di crediti LEED® e WELL™.

All Italgraniti Group products contain a large percentage of recycled raw materials. This significant characteristic contributes towards obtaining LEED® and WELL™ credits.



EPD (Environmental Product Declaration), è una certificazione volontaria che mette in evidenza le prestazioni ambientali di prodotto/processo/servizio per migliorarne la sostenibilità. Attraverso la dichiarazione EPD, Italgraniti Group comunica a partner, operatori e consumatori, l'efficacia delle politiche di sostenibilità intraprese e i dati sull'intero ciclo di vita dei propri materiali. I prodotti certificati EPD sono richiesti dai principali sistemi di certificazione internazionali (LEED®, WELL™, BREEAM®, HQE®, DGNB®, ESTIDAMA etc.) e sono premiati nel quadro normativo nazionale relativo agli appalti pubblici.

EPD (Environmental Product Declaration) is a voluntary certification which highlights the environmental performance levels of a product/process/service to improve its sustainability. Through its EPD declaration, Italgraniti Group notifies its partners, operators and consumers of the efficiency of the sustainability policies undertaken and the data concerning the entire life cycle of its materials. EPD certified products are required by the main international certification systems (LEED®, WELL™, BREEAM®, HQE®, DGNB®, ESTIDAMA etc.) and they are rewarding as part of national regulations for public tenders.



Italgraniti Group ha adottato lo standard collaborativo HPD Dichiarazioni di Salubrità di Prodotto (Health Product Declarations), per comunicare in modo trasparente il contenuto dei propri materiali e il relativo impatto sulla salute. Grazie all'HPD, i nostri prodotti contribuiscono all'ottenimento di crediti LEED® e WELL™.

Italgraniti Group has adopted the HPD (Health Product Declarations) collaborative standard to communicate the contents of its materials and the related impact on health in a transparent manner. Thanks to HPD, our products contribute towards obtaining LEED® and WELL™ credits.

BREEAM®

BREEAM® (Building Research Establishment Environmental Assessment Method), sviluppato nel 1990 dal BRE Global, è uno dei principali sistemi al mondo utilizzato per misurare le prestazioni ambientali e di sostenibilità degli edifici nuovi ed esistenti. La valutazione BREEAM® utilizza una gamma di indicatori e criteri di sostenibilità per valutare le prestazioni dell'edificio coprendo diverse tematiche ambientali: energia e risorse idriche, salute e benessere, inquinamento, trasporti, materiali, rifiuti, ecologia e processi di gestione.

Tutte le collezioni Italgraniti contribuiscono al raggiungimento dei crediti BREEAM®.

BREEAM® (Building Research Establishment Environmental Assessment Method), which was developed in 1990 by BRE Global, is one of the main systems in the world used to measure the environmental and sustainability performance of new and existing buildings.

The BREEAM® assessment uses a range of indicators and sustainability criteria to assess the performance levels of a building, covering several environmental topics: energy and water resources, health and wellbeing, pollution, transport, materials, waste, environmental awareness and management processes. All Italgraniti collections contribute towards obtaining BREEAM® credits.

WELL™

WELL™ Building Standard (WELL™) è il primo sistema di rating per l'edilizia sostenibile che consente di misurare, certificare e monitorare le caratteristiche dell'edificio che hanno un impatto sulla salute e sul benessere degli occupanti. Il WELL™ fornisce un percorso per integrare e misurare i temi della salute umana e del benessere nella progettazione, costruzione e gestione di edifici. Per ottenere la certificazione WELL™ Building Standard™, l'edificio deve essere sottoposto a un processo che comprende una valutazione in loco e una verifica delle prestazioni da parte di un certificatore abilitato.

Tutte le collezioni Italgraniti contribuiscono al raggiungimento dei crediti WELL™.

WELL™ Building Standard (WELL™) is the number one rating system for sustainable construction designed to measure, certify and monitor the features of the building, which have an impact on the health and wellbeing of its occupants. WELL™ provides a path to integrate and measure topics of human health and wellbeing in the design, construction and management of buildings. To obtain the WELL™ Building Standard™ certification, the building must undergo a process which includes an on-site assessment and an inspection of performance levels by a qualified certifier.

All Italgraniti collections contribute towards obtaining WELL™ credits.

CAM ISO 14021

Nell'aprile 2016 il Ministero dell'Ambiente italiano ha introdotto una serie di criteri ambientali per l'edilizia, chiamati CAM Edilizia - Criteri Ambientali Minimi per l'Edilizia -, volti a facilitare l'inserimento di requisiti di eco-sostenibilità nelle gare d'appalto per interventi pubblici. L'obiettivo è quello di stimolare acquisti che minimizzino l'uso di risorse naturali e il consumo di energia, che contribuiscano inoltre alla diffusione di fonti rinnovabili, riducano la produzione di rifiuti, le emissioni inquinanti nell'aria, nell'acqua e nel suolo ed che eliminino le sostanze ambientalmente pericolose.

Grazie ad un sistema di gestione ambientale sostenibile, alla certificazione EPD e in accordo con lo standard internazionale ISO 14021, Italgraniti contribuisce ad un'edilizia di qualità e prestazioni al di sopra della media di settore.

In April 2016 the Italian Environment Ministry introduced a series of environmental criteria for construction, called CAM Edilizia - Minimum Environmental Criteria for Construction -, aimed at facilitating the insertion of eco-sustainability requirements in calls for tender of public works. The aim is to stimulate purchases that minimise the use of natural resources and energy consumption levels, which also contribute towards the spread of renewable sources, reducing waste production, polluting emissions into the air, water and soil, and which eradicate environmentally hazardous substances.

Thanks to a sustainable environmental management system, to the EPD certification and in accordance with international standard ISO 14021, Italgraniti contributes towards quality construction with performance levels above the industry average.



Ongreening.com fornisce informazioni dettagliate sulla conformità e il contributo dei prodotti Italgraniti Group ai principali sistemi di certificazione della sostenibilità degli edifici (LEED®, BREEAM®, WELL™ ed altri).








Ongreening.com provides detailed information about the conformity and contribution of Italgraniti Group products to the main building sustainability certification systems (LEED®, BREEAM®, WELL™ and others).



TECHNICAL SPECIFICATIONS PORCELAIN STONEWARE

TECHNISCHE EIGENSCHAFTEN FEINSTEINZEUG / CARACTÉRISTIQUES TECHNIQUES GRES CERAME
CARACTERÍSTICAS TÉCNICAS GRES PORCELANICO / ТЕХНИЧЕСКИЕ ХАРАКТЕРИСТИКИ КЕРАМОГРАНИТ

CONFORME A NORME / CONFORMING TO STANDARDS / GEMÁSS DEN NORMEN / CONFORMES AUX NORMES / CONFORME CON LAS NORMAS / СООТВЕТСТВУЕТ НОРМАТИВАМ СООТВЕТСТВУЕТ НОРМАТИВАМ
EN 14411 ISO 13006 APPENDICE G GRUPPO B1a UGL CON Ev ≤ 0,5%

CARATTERISTICA TECNICA PHYSICAL PROPERTIES TECHNISCHE DATEN CARACTERISTIQUE TECHNIQUE CARACTERÍSTICAS TÉCNICAS ТЕХНИЧЕСКАЯ ХАРАКТЕРИСТИКА	METODICA DI PROVA TESTING METHOD PRÜFVERFAHREN NORME D'ESSAIS METODOLOGIA DE PRUEBAS МЕТОДЫ ИСПЫТАНИЙ	RIFERIMENTO NORMA REFERENCE STANDARD REFERENZ NORME STANDARDWERT REFERENCIA NORMA СЫЛКА НА НОРМУ	VALORE PRODOTTO PRODUCT VALUES. PRODUKT WERTE VALEUR PRODUIT VALOR PRODUCTO ПОКАЗАТЕЛИ ПРОДУКЦИИ	
 Dimensioni Sizes Abmessungen Dimensions Dimensiones Размеры		7cm ≤ N < 15 cm N ≥ 15 cm (mm) (%) (mm)		
		Lunghezza e larghezza - Length and width - Länge und Breite Longueur et largeur - Longitud y anchura - Длина и ширина	±0.9 ±0.6 ±2.0	Rettificato / Rectified Conforme Conforming Erfüllt Conforme Conforming Соответствующий
		Spessore - Thickness - Stärke - Epaisseur - Espesor - Толщина	±0.5 ±5.0 ±0.5	
		Rettilineità spigoli - Linearity - Kantengeradheit Rectitude des arêtes - Rectilíneidad de los cantos max Прямолинейность углов	±0.75 ±0.5 ±1.5	
		Ortogonalità - Wedging - Rechtwinkligkeit Orthogonalité - Ortogonalidad - Ортогональность	±0.75 ±0.5 ±2.0	
		Planarità - Warpage - Ebenflächigkeit - Planéité Planitud - Плоскостность	±0.75 ±0.5 ±2.0	
	Aspetto: percentuale di piastrelle accettabili nel lotto - appearance: percentage of acceptable tiles, per lot oberflächenbeschaffenheit: prozentsatz der fliesen, die den geforderten eigenschaften entsprechen - aspect: pourcentage de carreaux acceptables sur la fourniture totale - aspecto: porcentaje de azulejos aceptables en el lote - внешний вид: процент приемлемой плитки в лоте	95 % min. 95 % min.		
 Assorbimento d'acqua % - Water absorption % Wasseraufnahme % - Absorption d'eau % Absorción del agua % - Водопоглощение %	EN ISO 10545-3	Ev ≤ 0,5%	Conforme - Conforming Erfüllt - Conforme - Conforming Соответствующий	
 Resistenza alla flessione - Modulus of rupture Biegezugfestigkeit - Résistance à la flexion Resistencia a la flexión - Прочность на изгиб	EN ISO 10545-4	Valore medio 35 N/mm2 min.	Conforme - Conforming Erfüllt - Conforme - Conforming Соответствующий	
 Sforzo di rottura - Breakage resistance Bruchlast - Resistance a la rupture Resistencia a la rotura - Усилие на излом		sp. > = 7,5 mm: min 1300 N sp. < 7,5 mm: min 700 N	Conforme - Conforming Erfüllt - Conforme - Conforming Соответствующий	
 Resistenza all'abrasione profonda - Deep abrasion resistance Bestimmung des Widerstandes gegen tiefen Verschleib Résistance à l'abrasion Resistencia a la abrasión profunda - Устойчивость К Абразивному Воздействию	EN ISO 10545-6	175 mm3 max.	Medio - Average - Mittelwert Moyenne - Media - Средний < 150 mm3	
 Coefficiente di dilatazione termica lineare - Thermal expansion coefficient - Wärmeausdehnung - Coefficient de dilatation thermique linéaire - Coeficiente de dilatación térmica lineal - Линейный Коэффициент Термического Расширения	EN ISO 10545-8	Valore dichiarato - Declared value - Valeur déclaré Valor declarado - Angegebener Wert - заявленный показатель	6,8 MK-1	
 Resistenza agli sbalzi termici - Thermal shock resistance - Temperaturwechselbeständigkeit - Résistance aux écarts de température - Resistencia a los cambios bruscos de temperatura - Устойчивость к перепадам температуры	EN ISO 10545-9	Test superato in accordo con ISO 10545-1 - Pass according to ISO 10545-1 Pv en accord avec norme en 10545-1 - Test aprobado en acuerdo con ISO 10545-1 Test ueberstanden nach ISO 10545-1 - Результат теста в соответствии с ISO 10545-1	* Resistente - Resistant - Widerstandsfähig - Résistants Résistentes - Устойчивый	
 Resistenza al gelo - Frost resistance Frostbeständigkeit - Résistance au gel Resistencia a las heladas - Морозостойкость	EN ISO 10545-12	Test superato in accordo con ISO 10545-1 - Pass according to ISO 10545-1 Pv en accord avec norme en 10545-1 - Test aprobado en acuerdo con ISO 10545-1 Test ueberstanden nach ISO 10545-1 - Результат теста в соответствии с ISO 10545-1	* Resistente - Resistant - Widerstandsfähig - Résistants Résistentes - Устойчивый	
Resistenza a basse concentrazioni di acidi e alcali Resistance to low concentrations of acids and alkali - Résistance à des bases concentrations d'acides et bases - Beständigkeit gegen schwach konzentrierte säuren und laugen - Resistencia a bajas concentraciones de acidos y alcalos - Устойчивость к низким концентрациям кислот и щелочей		Valore dichiarato - Declared value - Valeur déclaré Valor declarado - Angegebener Wert - заявленный показатель	* Resistente - Resistant - Widerstandsfähig - Résistants Résistentes - Устойчивый	
 Resistenza ad alte concentrazioni di acidi e alcali Resistance to high concentrations of acids and alkali - Résistance à des hautes concentrations d'acides et bases - Beständigkeit gegen stark konzentrierte säuren und laugen - Resistencia a altas concentraciones de acidos y alcalos - Устойчивость к высоким концентрациям кислот и щелочей	EN ISO 10545-13	Valore dichiarato - Declared value - Valeur déclaré Valor declarado - Angegebener Wert - заявленный показатель	* Resistente - Resistant - Widerstandsfähig - Résistants Résistentes - Устойчивый	
 Resistenza ai prodotti chimici di uso domesticow e agli additivi per piscina - Resistance to domestic chemicals and additives for swimming pools - Résistance aux prod. chimiques d'usage domestique et additifs pour piscines - Beständigkeit gegen chemische haushaltsreinerer und zusatzstoffe für schwimmbäder Resistencia a los productos quimicos de uso domestico y a los aditivos para piscina - Устойчивость к бытовым химическим продуктам и средствам для бассейнов		UB min.	UA	
 Resistenza alle macchie di piastrelle non smaltate naturali - Stain resistance of unglazed matte porcelain Fleckenbeständigkeit von unglasierten natur Fliesen Résistance aux taches des carreaux non emailés naturel - Resistencia a las manchas del porcelánico compacto natural - Устойчивость натуральных неглазурованных плиток к пятнам	EN ISO 10545-14	Valore dichiarato - Declared value - Valeur déclaré Valor declarado - Angegebener Wert - заявленный показатель	* Resistente - Resistant - Widerstandsfähig - Résistants Résistentes - Устойчивый	
 Resistenza alla scivolosità Slip resistance Rutschfestigkeit Résistance au dérapage Resistencia al deslizamiento Стоимость по запросу	DIN 51130		Valore disponibile a richiesta Value available upon request Wert auf Anfrage verfügbar Valeur disponible sur demande Valor disponible opcional Устойчивость к скольжению	
	DIN 51097	Dove richiesto - If needed - Nach anforderung - Si demande - Si requerido - Где следует	Valore disponibile a richiesta Value available upon request Wert auf Anfrage verfügbar Valeur disponible sur demande Valor disponible opcional Устойчивость к скольжению	
	B.C.R.A. - D.M.236/ 89 ANSI A326.3 D COF		> 0,40 Dry / > 0,40 Wet ≥ 0,42 Wet	

* Si raccomanda di consultare Project Department per le indicazioni necessarie al corretto utilizzo.
It's advisable to refer Project Department for all necessary guidelines to a correct use.
Zur korrekten Anwendung wird empfohlen unsere Project Department zu kontaktieren.
Merci de consulter notre Project Department pour les indications a un usage correct.
Se aconseja contactar nuestro Project Department para las instrucciones necesarias para una correcta utilización.
Рекомендуется связаться с Project Department для указаний по правильному применению.

Le informazioni contenute nel presente catalogo sono il più possibile esatte ed aggiornate al momento della stampa, pertanto i dati elencati possono subire variazioni. I colori e le tonalità delle piastrelle qui riprodotti sono indicativi.

The information contained in this catalogue is correct to the best of our knowledge and update at the catalogue printing time; therefore the listed data can be altered. The colours and shades shown here are only indicative.

Printed in Italy:
Dicembre 2021

FOLLOW US ON



www.italgranitigroup.com

ITALGRANITI GROUP S.p.A.

Via Radici in Piano 355
41043 Casinalbo - Modena - Italy
Tel +39 059 888411
Fax +39 059 848808
www.italgranitigroup.com
project.department@italgranitigroup.com

Flagship Store

Via Statuto 21
20121 - Milano - Italy
Tel +39 02 84567687
milano@italgranitigroup.com

 **ITALGRANITI**
SUPERIOR ITALIAN SURFACES

 “ ”
Ceramics of Italy


MADE IN ITALY
QUALITY