



Bobcat[®]

Compact Excavators

1-8 Metric Tons



***One Tough
Animal***[®]

BOBCAT **COMPACT EXCAVATORS**

THE BOBCAT LINE OF COMPACT EXCAVATORS IS A PERFECT EXAMPLE OF OUR APPROACH TO EQUIPMENT DESIGN: NEVER STOP MAKING IT BETTER.

Bobcat® excavators deliver stronger performance in a lighter machine, taking the production of owners and operators to the next level. Smooth, refined hydraulics allow you to dig your way out of extremely tough jobs.

**LIKE YOU, IT'S BUILT TO WORK HARD,
AND WORK BETTER.**





YOUR COMPACT EQUIPMENT EXPERTS

Bobcat built its brand on quality equipment serviced by reliable local dealers who provide authorized service, warranty repairs and an exceptional inventory of in-stock parts. With the help of your knowledgeable dealer, you can keep your machine running strong, job after job, in the toughest working conditions.

YOUR JOB HAS MET ITS MATCH.

FIND YOUR IDEAL MACHINE IN OUR EXTENSIVE COMPACT EXCAVATOR LINEUP.

With machines ranging in size classes from 1-8 metric tons, the Bobcat compact excavator lineup enables you to match specs, features and Bobcat exclusives to the work that you do the most.

R-Series machines provide you with the industry's hardest-working, most versatile digging machine, with rugged durability, fast-digging performance and impressive innovation; the R2-Series lineup represents the latest generation of Bobcat excavators, with all of the advancements introduced in R-Series machines, plus a variety of additional enhancements.



E10

10.2 hp (7.6 kW) | Standard Arm
71.7 in. (1820 mm) Dig Depth



E20

13.9 hp (10.4 kW) | Long Arm
101.0 in. (2565 mm) Dig Depth



E26

24.8 hp (18.5 kW) | Long Arm
114.4 in. (2906 mm) Dig Depth



E32
R2-SERIES

24.8 hp (18.5 kW)
Standard, Long or Extendable Arm
121.2 in. (3077 mm) – 153.2 in.
(3892 mm) Dig Depth



E35
R2-SERIES

24.8 hp (18.5 kW)
Standard, Long or Extendable Arm
121.2 in. (3077 mm) – 153.2 in. (3892 mm)
Dig Depth



E35
R2-SERIES

33.2 hp (24.7 kW)
Standard, Long or Extendable Arm
121.2 in. (3077 mm) – 153.2 in. (3892 mm)
Dig Depth



E42
R2-SERIES

42.6 hp (31.4 kW)
Standard, Long or Extendable Arm
124.5 in. (3163 mm) – 148.4 in. (3769 mm)
Dig Depth



E50
R2-SERIES

49.7 hp (36.5 kW)
Standard or Long Arm
136.9 in. (3478 mm) – 152.7 in. (3878 mm)
Dig Depth



E60
R2-SERIES

55.7 hp (41.6 kW)
Long or Extendable Arm
156.7 in. (3981 mm) – 177.0 in. (4496 mm)
Dig Depth



E88
R2-SERIES

65.4 hp (48.7 kW) | Long Arm
182.0 in. (4622 mm) Dig Depth

NO MATTER WHICH MACHINE YOU SELECT, IT'S ENGINEERED TO PUSH YOUR PRODUCTIVITY TO NEW LEVELS.

R2-SERIES COMPACT EXCAVATORS: YOUR NEXT REVOLUTION

Jobs, customer demands and working conditions get tougher, and operators need a machine to match. That's why Bobcat introduced R2-Series compact excavators. This new generation of excavator begins with the same revolutionary benefits introduced in R-Series excavators, and it adds a variety of impressive enhancements to performance, uptime, comfort, serviceability and versatility.

MORE INNOVATION TO REVOLUTIONIZE YOUR WORK

Read about the latest R2-Series upgrades here, and then see these impressive machines at your Bobcat dealer.

EXEMPLARY MACHINE BALANCE

in the R2-Series excavators provides improved lift capacity and increased operator confidence that improve your productivity.

REDESIGNED BOBCAT ENGINE

provides improved performance, quieter operation, enhanced cold-weather operation and simplified routine maintenance.

CONVENIENT VERSATILITY

including easy-to-reach arm-mounted auxiliary hydraulics and optional clamp diverter valve for improved ability to run other attachments – without disconnecting the clamp.

EXTENDED SERVICE INTERVALS

for engine oil service, plus easier-to-change fuel filters.

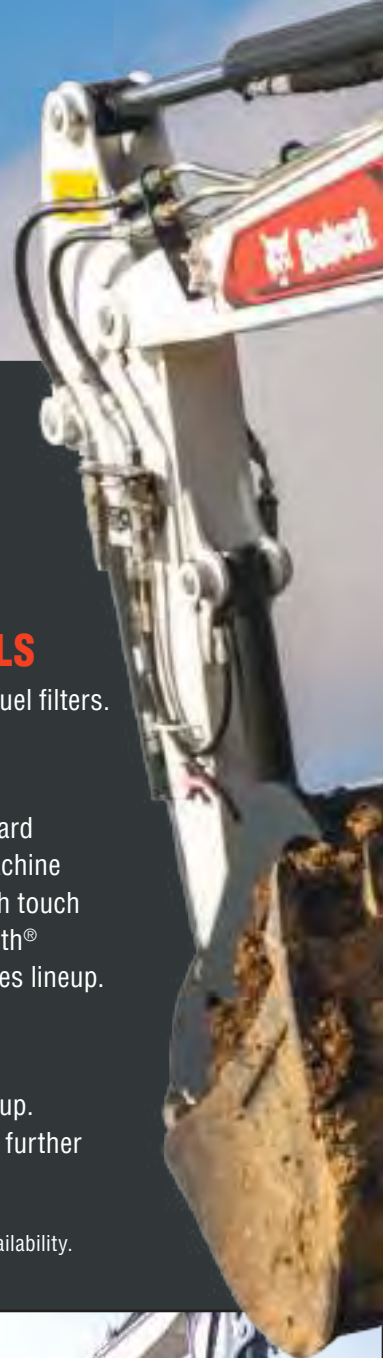
ADVANCED DISPLAY OPTIONS

include a color 5-inch display, which is standard on some models* and provides enhanced machine monitoring and interaction. An optional 7-inch touch display – with additional features like Bluetooth® connectivity – is available across the R2-Series lineup.

LOW-EFFORT JOYSTICKS

ensure a quick, smooth and precise work group. Several models have a new control valve that further enhances control.

*See individual model specifications for 5-inch display availability.





OTHER R2-SERIES ENHANCEMENTS:

- Integrated lift eye
- Stronger blade with a more durable design
- Protected rearview camera option
- Optional high-back seat with heat and headrest
- Standard LED work lights



WORKS LIKE AN EXTENSION OF YOU

Responsive controls and smooth operation are a must when doing difficult work with tight deadlines. In a Bobcat compact excavator, you can feel the balance between the hydraulic system and the engine horsepower. It makes operation more intuitive. It makes you more productive, too. A load-sensing piston pump and closed center valve

systems deliver exceptional metering for smooth control of machine functions. With its cushioned work group, cylinders provide a smooth end-of-stroke while working. No matter which model you choose, your Bobcat excavator is engineered with advanced hydraulic components that maximize power, speed, predictability and control.

MORE PREDICTABLE

The Bobcat-exclusive control valves provide a predictable work group that helps you confidently make precise movements in tight-fitting areas.

SMOOTHER

Many brands claim they are smooth when they are really just slow. The Bobcat-exclusive control valve systems enable smooth, fast hydraulic performance with leading cycle times. Cushioned cylinders further enhance your precision and control.



MORE POWERFUL

High-efficiency, torque-limiting piston pumps match force to demand, continuously responding to loads and delivering exceptional arm and bucket forces.

FASTER

When you measure cycle times on the job, under load – filling trucks, placing boulders or trenching – you'll find that Bobcat beats the competition. By matching cylinder size to pump capacities, Bobcat excavators achieve industry-leading cycle times.

FINGERTIP BOOM SWING CONTROL

Effective excavator work is all about precision and quickness. Bobcat excavator controls provide the ability to make fine movements with low effort and maximum comfort – so you can get better results in less time, with less fatigue.

MULTI-FUNCTION METERING

A rocker-style thumb switch, located on the left joystick, provides superior boom swing control with better metering than you can achieve with foot pedals. Simultaneous actions, such as swinging while traveling, are simple and natural. A thumb toggle enables you to switch between second auxiliary hydraulics and boom offset without removing your hand from the left joystick. It provides more convenient, more intuitive control over your machine.

MORE CONTROLS AT YOUR FINGERTIPS

Left-Hand Joystick

When your excavator is equipped with secondary auxiliary hydraulics, the left-hand joystick includes a button for easy activation.

Right-Hand Joystick

Operators can control the rearview camera and re-bench the depth check system. (Available with machines equipped with 5-inch and 7-inch displays.)



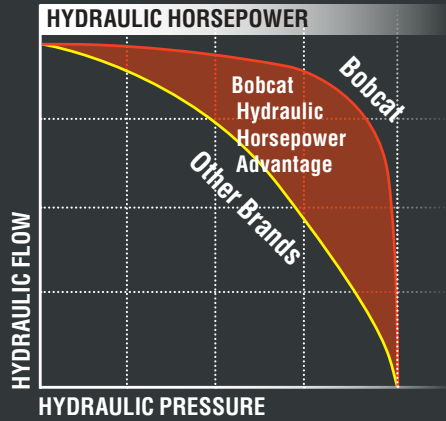
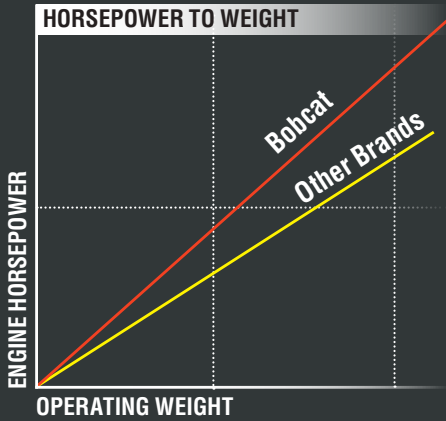


THE POWER YOU NEED TO **PUSH FORWARD**

Inside your Bobcat compact excavator, multiple systems and the machine's design work together to maximize hydraulic flow and pressure. This gives you the ultimate hydraulic horsepower advantage in jobs where multifunctioning is essential. You'll have the ability to travel, swing the boom and use your attachment seamlessly, without losing power.



LIGHTER MACHINES. MAXIMUM POWER.



Bobcat excavators have more engine horsepower than other brands of the same size, which means pound for pound, you'll get better digging performance than you would from other manufacturers' machines.

HYDRAULIC HORSEPOWER MEANS FASTER CYCLE TIMES.

More engine horsepower enables Bobcat excavators to generate more power in the hydraulic system for faster cycle times under load. Simply put, they dig stronger and faster.





KNOW YOUR EXACT DIG DEPTH AT ALL TIMES.

The Bobcat depth check system for compact excavators improves profitability by minimizing the tendency to over- and under-dig. With an accuracy of ± 0.5 inches, it's a superior and affordable option for achieving grade or meeting minimum cover specifications. Depth check is available for the majority of compact excavators.



SAVE TIME AND MONEY WITH THE BOBCAT DEPTH CHECK SYSTEM.

INTEGRATED WITH MULTIPLE BOBCAT DISPLAYS AND PANELS

There are no display screens or control panels to install. The deluxe instrument panel as well as the 5-inch and 7-inch displays give you complete control and job monitoring.

MONITOR PROGRESS ON YOUR DISPLAY PANEL:

- Distance to target
- Grade check
- Depth check

FULLY WIRED FOR SIMPLICITY AND ACCURACY

The simple, durable depth check system from Bobcat is connected through a wiring harness, so job conditions or wireless signal loss will never rob your accuracy.

- Reduces the lag time of the signal transmission from the sensor to the instrument panel display
- Maintains a strong signal even when submerged in water
- No batteries to charge and maintain



BREAKOUT PERFORMANCE THAT'S CUSTOMIZED TO YOU

Bobcat compact excavators provide you with the choice of three different lift arm configurations. This allows you to customize the excavator's breakout forces and reach to the work you do most often. Choose a standard arm, long arm or extendable arm. Several models are available with each of the three arm options.



STANDARD ARM

The standard arm gives you maximum breakout force and lifting ability.


LONG ARM

If you need more reach and dig depth to avoid machine repositioning or to make loading trucks faster and easier, equip your machine with the optional long arm.



EXTENDABLE ARM

The extendable arm option gives you the best of both worlds. Get power and lifting performance when it's retracted. Telescope the arm to extend the machine's dig depth and reach without repositioning. It's the only extendable arm in the industry that's clamp-compatible.





VISIBILITY ON ALL SIDES – AND INTO THE TRENCH

The tall, wide windows inside Bobcat compact excavators provide as much glass surface area as possible. Add a large top window and narrow side pillars, and you have the ultimate visibility. But that's not all. Bobcat compact excavators deliver effective offset digging for the best view into the trench, plus an in-track swing frame that prevents collisions with walls and other jobsite obstacles.



R2-SERIES: LED WORK LIGHTS

Extra-bright, extra-efficient LED work lights are installed standard, providing you with bright, wide-spectrum illumination for evening work or environments with minimal lighting.

IN-TRACK SWING FRAME

All Bobcat compact excavators feature the exclusive in-track swing frame, which allows you to get closer to your work. Our swing castings and cylinders stay within the tracks when offset digging – giving you the ability to truly dig flush up against an obstacle and see the work in tight areas.





ANGLE BLADE

THE **ANGLEBLADE**

THAT MOVES YOU STRAIGHT AHEAD

The Bobcat angle blade includes a high range of motion, component protection and robust controls for more productivity.

- More downward positioning ability adds stability.
- Blade float simplifies grading, leveling and backfilling.
- Blade cutting edge is reversible for extended life.

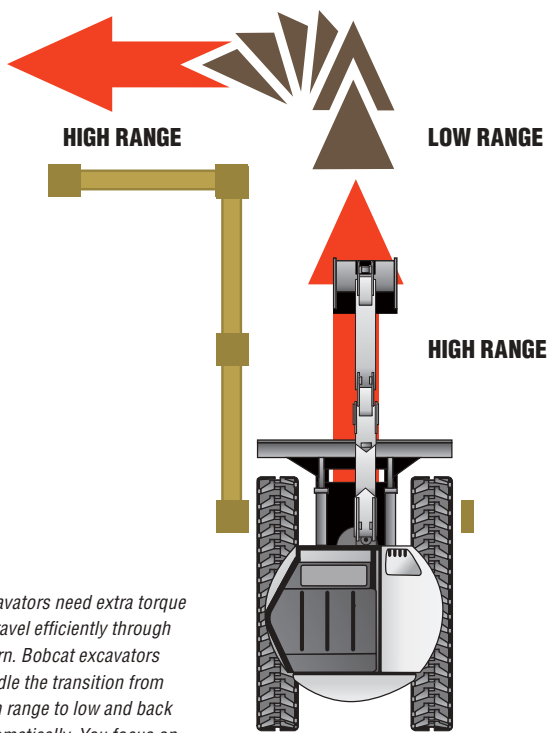


R2-SERIES: STRONGER BLADE

The top edge of the standard blade has a more durable design that is more robust against impact.

AUTO SHIFT TRAVEL

Auto shift travel responds to your needs as you travel. When more torque is required, the travel motors automatically shift from high range to low range. It returns back to high range automatically when hydraulic pressure decreases. It offers superb travel performance without having to shift manually. Available on most models.

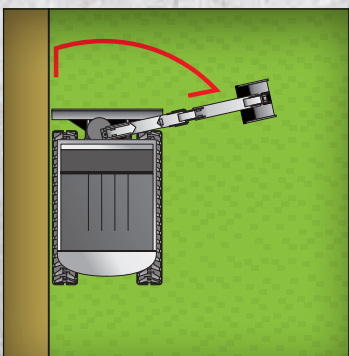
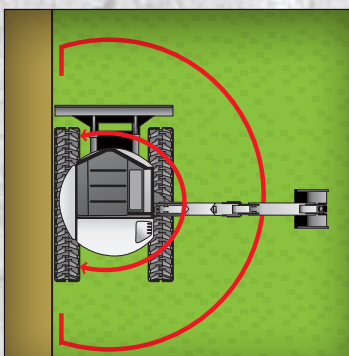


Excavators need extra torque to travel efficiently through a turn. Bobcat excavators handle the transition from high range to low and back automatically. You focus on controlling your direction.



AUTO IDLE

When you stop the work, Bobcat excavators anticipate your need for a quieter environment. Auto idle engages automatically when machine functions are not used for four seconds. This saves fuel and lowers the noise considerably, improving jobsite communications. Move the controls or initiate travel, and the excavator automatically returns to the previously set throttle position.



GET IT DONE WITH LESS REPOSITIONING.

Bobcat compact excavators deliver everything you need to power through tough digging challenges while moving the machine less frequently.

CHOOSING YOUR TAIL SWING

CONVENTIONAL TAIL SWING: MAXIMUM DIGGING POWER AND NARROW WIDTH

A zero tail swing (ZTS) or minimal tail swing excavator is generally a little wider than a conventional tail swing excavator. Consider conventional if your biggest obstacle is gaining access through a gate or maneuvering into a crowded backyard.

ZERO AND MINIMAL TAIL SWING: LESS RESTRICTED ROTATION IN TIGHTER AREAS

A ZTS or minimal tail swing excavator gives greater flexibility if you are constantly working close to objects or against a wall.



A PERFECT COMBINATION

If you want to push your productivity to new heights, pair your excavator with a Bobcat loader.

VERSATILITY

Dozers can do only one thing. Backhoes offer just a few attachments. The compact track loader and excavator can use up to 60 different attachments, giving you access to more jobs.

COMPACT EFFICIENCY

The compact size of Bobcat loaders and Bobcat excavators allows use in confined areas like backyards and inside buildings.

EFFICIENCY SAVES YOU MONEY.

You can only accomplish one thing at a time with a backhoe. When you combine a Bobcat compact excavator with a loader, you can double your productivity. One can dig while another can backfill or load trucks at the same time.



ULTIMATE EARTH-MOVING COMBINATION

Whether you are replacing a backhoe or a small crawler dozer, nothing beats the versatility and speed of a Bobcat excavator working in tandem with a Bobcat loader.

REVOLUTIONARY COMFORT

Bobcat pays as much attention to operator comfort as it does to digging performance. Bobcat believes that there is a direct relationship between operator comfort and productivity, and you'll find premium features and operator-centered design throughout the Bobcat compact excavator cab. With its wide suspension seat, generous creature comforts and an interior space that's designed with operators of every size in mind, you'll enjoy a comfortable environment for long hours on the job.

THE BOBCAT CAB OFFERS AN UNBEATABLE OPERATOR EXPERIENCE.

When you take the seat, you can feel the revolutionary comfort of Bobcat compact excavators.

Plenty of Floor Space

Experience optimal footroom and legroom.

Fold-Away Foot Pedals

These maximize floor space even more. Available on most models.

Premium Joysticks

You can even feel the quality at your fingertips, as the joysticks are designed to feel great in your hands.

A Comfortable Ride

Bobcat compact excavators bring a noticeably high ride quality to the job, ensuring greater comfort while moving across bumpy jobsites.





OPTIONAL HEAT AND AIR CONDITIONING

Optional automatic heat and air conditioning provides a steady and comfortable temperature while you're inside the cab.

TUBULAR-FRAME REINFORCED DOOR

A tubular-frame reinforced door adds rigidity and closes tightly for an improved seal. It holds strong to keep dust and dirt out of the cab, even after years of use.

BEHIND-THE-SEAT STORAGE

Additional storage behind the seat provides a convenient space for work gloves and other personal items.

OPTIONAL HIGH-BACK SEAT WITH HEADREST AND HEAT

Add the optional high-back seat with headrest and get added support for long hours of operation. When it's cold outside, the heat feature makes a perfect complement to the automatic temperature control, keeping your body warm on frigid days.

REDUCED SOUND AND VIBRATION

The body panels aren't just for looks. They're stiff and robust. They fit tightly together, and they include strong hinges and latches. Together, these features reduce vibration and lower sound levels in the cab.

EASY-TO-REACH CONTROL PATTERN SELECTOR

Easily attain your preferred control pattern without leaving your seat. A control pattern selector switch is conveniently located under the seat within easy reach – so operators can switch between ISO and standard controls without getting up or stretching to reach out-of-the-way switches.



COMFORT

R2-SERIES

ADVANCED DISPLAY OPTIONS

Enjoy the ultimate operator experience.

5-INCH DISPLAY

The 5-inch display is standard on several R2-Series models*. Its easy-to-read color panel provides full-featured machine interaction and monitoring capabilities from right in the cab. Run your excavator more efficiently and solve more problems in the field with on-screen content. The display also supports multiple languages, as well as imperial and metric units.



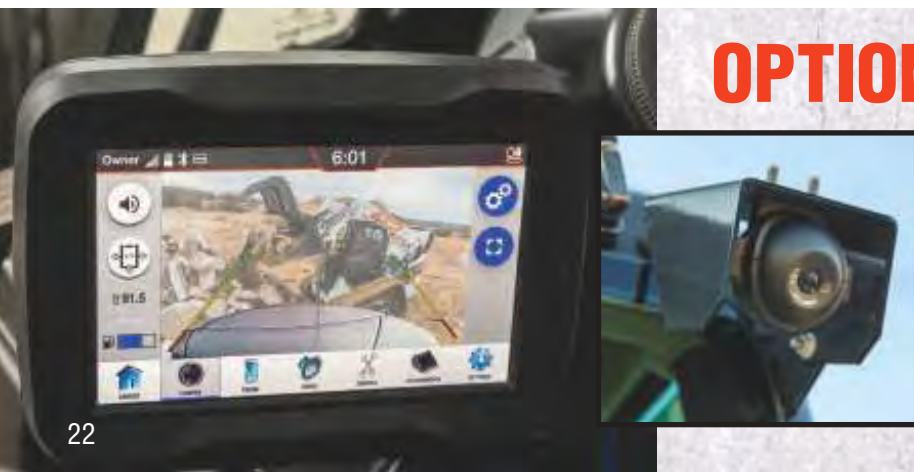
OTHER STANDARD DISPLAY FEATURES

- Monitor and change attachment settings, such as the depth check system.
- Integrated rearview camera display automatically switches your display to the camera view when traveling in reverse (rearview camera required).
- Jog shuttle control enables easy navigation and input.
- Hide-away navigation bar helps you quickly move from screen to screen.
- Set one owner profile and up to four operator profiles.
- Password-protected keyless start eliminates downtime from lost keys.
- Activate or deactivate auto-throttle.
- Activate or deactivate auto idle.
- Track engine hours from any screen on the display.
- Timed screen lock allows a set period for code-free machine restarts.

*See individual model specifications for 5-inch display availability.

OPTIONAL REAR CAMERA

The optional rear camera offers a continuous rear view from the operator's seat, if desired. It helps identify obstacles that, if not avoided, could damage the excavator and its components. The optional camera is mounted high and out of the way to prevent contact with obstacles and debris. A protective structure further ensures rear display reliability.



ADVANCED DISPLAY OPTIONS

OPTIONAL 7-INCH TOUCH DISPLAY

It's the most advanced in-cab display for compact equipment. With the optional touch display for R2-Series excavators, you'll receive detailed machine information and experience unprecedented device connectivity. The wide, easy-to-use touch screen delivers machine performance information for more efficient operation and improved productivity. The display also supports multiple languages.

GLOVE SENSITIVITY

The screen works with your light-duty work gloves, providing convenient touch operation without the inconvenience of glove removal.

SCREEN DURABILITY

The high-resolution, full-color touch display is designed to work with open cabs and extreme weather. The tempered glass screen is rated 9H on the Mohs hardness scale for a high level of scratch protection. The display is pressure-washer tested to ensure superior waterproofing that stands up to wet, humid environments.



PHONE AND DEVICE CONNECTIVITY

An integrated radio with Bluetooth allows for a wide range of on-the-job entertainment – plus the ability to make and receive hands-free phone calls.

ACTIVE NOISE CANCELING DURING PHONE CALLS

Active noise canceling on the high-fidelity in-cab microphone allows call recipients to hear operators easily and clearly.

DETAILED FAULT CODE INFORMATION

Save time troubleshooting with more detailed error code explanations. You'll also see which codes are currently active, what time inactive codes occurred and the name of the operator who was logged in when the fault code occurred. For select codes, you can access extended descriptions that give you information on the root cause of the issue and its impact.

JOG SHUTTLE

If your hands are wet or you are working with dirty gloves, the jog shuttle provides an easy backup input.

OTHER INNOVATIVE TOUCH SCREEN FEATURES

- Import contacts from your mobile phone.
- Keep a customizable contact list for each operator.
- Access detailed operator statistics and provide jobsite security with 20 unique operator codes.
- Enable feature lockouts and maximum travel speeds to customize the experience per operator.
- Track engine hours, idle hours and fuel usage by operator.
- Set a new clock for each job to track machine productivity and employee performance.
- Add favorite screens for easy access.
- Unique radio includes presets for each operator.
- USB power port keeps devices charged and supports MTP for playing music.
- Auxiliary input via 3.5 mm jack.
- An ambient light sensor has day and night modes.
- Timed screen lock allows a set period for code-free machine restarts.

UPTIME PROTECTION

No other manufacturer provides so many job-proven features to give you more uptime in the field. Standard features such as machine protection, battery rundown protection, on-board diagnostics and sealed connectors all help you stay on the job longer.

MACHINE PROTECTION

Bobcat excavators monitor engine and hydraulic functions. If conditions risk damage to the engine or hydraulic components, the system will alert the operator and, if necessary, de-rate engine power as well as hydraulic flow. It still allows the operator to complete the job at hand or move the excavator to an area for diagnosis.

DIAGNOSTICS

Bobcat provides on-board diagnostics to efficiently troubleshoot problems in the field or prevent them before they occur – reducing downtime for you.

KEYLESS START

Reduce the risk of loss due to theft or unauthorized use by equipping your excavator with the optional keyless start. It comes standard on R2-Series excavators.



ROBUST WORK GROUP

The work group on Bobcat excavators is designed to provide longer structural life and improve lifting performance. Cast pivot joints provide precise pin alignment, which lengthens the service life of pivot pins and bushings. The boom structure is designed with room for secondary auxiliary hydraulics – so you can add the option faster and for less cost.



STRONG HOSES, SMART ROUTING

Bobcat steel hydraulic lines offer better protection than rubber hoses. They're tucked securely into the top area of the boom structure, preventing costly damage and protecting component life.



X-FRAME UNDERCARRIAGE

The X-frame design offers increased ground clearance that allows you to go through more. The design sheds debris to reduce your clean-up time as well.

AUTOMATIC GLOW PLUGS

Bobcat uses automatic glow plugs to warm the fuel mixture within the engine when it is started at a cooler temperature. This leads to easier starts and longer life for the engine and starter.

BATTERY RUNDOWN PROTECTION

The lighting circuit automatically shuts down to prevent accidental battery discharge when lights are left on after the work is done.

PROTECTED DRIVE MOTORS

With drive motors contained within the width of the tracks, they're protected from damage. You also have more agility in soft conditions. Motor covers are also recessed, eliminating more potential for damage.

ELECTRONIC PROTECTION

Bobcat controls and electrical systems are engineered with more watertight, corrosion-resistant connectors than other manufacturers' machines.

FUEL FILL ALERT

An audible alarm beeps faster as the fuel tank approaches its capacity, taking the guesswork out of refueling. Available on the majority of Bobcat excavators.

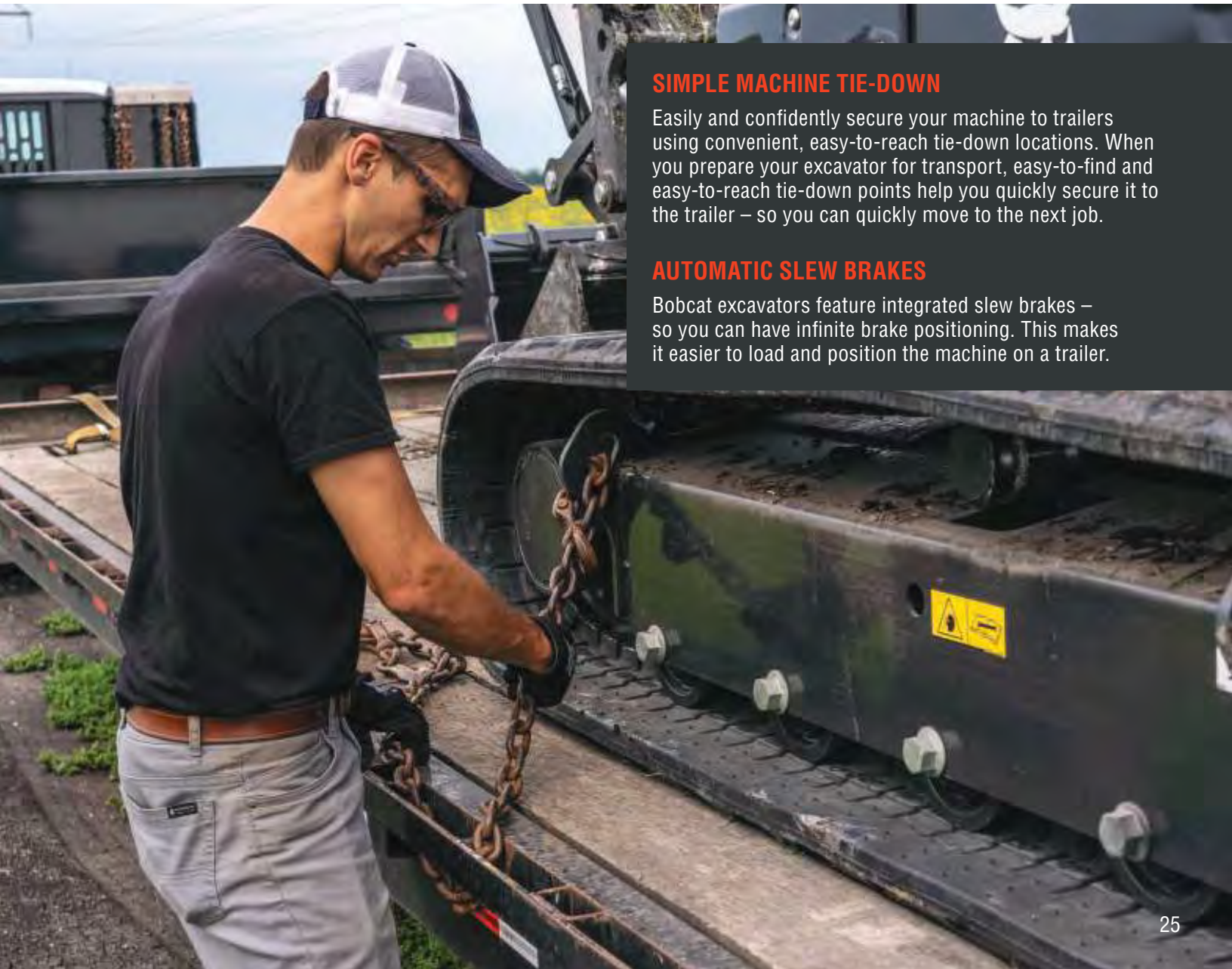


SIMPLE MACHINE TIE-DOWN

Easily and confidently secure your machine to trailers using convenient, easy-to-reach tie-down locations. When you prepare your excavator for transport, easy-to-find and easy-to-reach tie-down points help you quickly secure it to the trailer – so you can quickly move to the next job.

AUTOMATIC SLEW BRAKES

Bobcat excavators feature integrated slew brakes – so you can have infinite brake positioning. This makes it easier to load and position the machine on a trailer.



SIMPLE, STATE OF THE ART AND NON-DPF

Tier 4 emissions standards required every equipment manufacturer to make equipment changes in order to meet new emission requirements. Bobcat seized the opportunity to design a non-DPF Tier 4 solution that avoids the maintenance costs and downtime that come with DPF exhaust aftertreatment.

Bobcat engines utilize their own ultra-low particulate combustion (ULPC) design to drastically reduce particulate matter without the need for a DPF. The biggest advantage of a non-DPF Tier 4 solution is simplicity.

NO REGENERATION

The DPF cleaning process, called regeneration, requires knowledgeable operation to keep the DPF and engine running properly. Since Bobcat compact excavators do not require a DPF, regeneration will never slow down your work.

COLD WEATHER ENGINE PROTECTION

Protects your machine from possible damage and working too hard before the engine is properly warmed up.





MACHINE IQ[®]

WIRELESS COMMUNICATIONS

Machine IQ wireless communications technology in your Bobcat equipment collects and transmits information to enhance the service you receive from Bobcat Company and your dealership.

Bobcat shares this important data with you and your dealer via the Bobcat Owner Portal. This website, my.Bobcat.com, enables you to receive real-time notifications that keep your equipment running smoothly.

SUBSCRIPTION

Sign up for the free standard package or upgrade to the Advanced Health and Security package for more comprehensive machine data.

R2-SERIES: REDESIGNED BOBCAT ENGINE

Compact excavators over 25 horsepower have a redesigned engine that's more efficient while delivering the performance you need. It also reduces and simplifies routine maintenance. Operators will enjoy improved cold-weather operation and a variety of features that make maintenance and service more convenient.

NEW FUEL FILTER

The new fuel filter has more holding capacity to capture impurities for longer intervals, greatly extending its life. The filter is also easier to change, and it includes a clear water bowl for easy monitoring and a sensor to notify you when draining is needed. To simplify upkeep, the display lets you know when the filter needs to be serviced.



NEW LIFT PUMP AND SELF-PRIMING FUEL SYSTEM

The new fuel pump enables a self-priming system that continuously forces air out of the low-pressure fuel system and back into the fuel tank, eliminating the need for a primer bulb. This makes it easier on operators if the fuel tank runs empty or if changing the fuel filter.

FUEL PRE-FILTER

A new fuel pre-filter protects the lift pump from particles that can increase wear and degrade performance. You don't need a screen at the fuel neck to capture debris.


IMPROVED FUEL RECIRCULATION VALVE

You work when it's cold, and your excavator should, too. A new and improved fuel recirculation valve returns warm fuel to the lift pump to reduce fuel gelling issues. It works better than an electric heater, keeping you running in frigid conditions and greatly improving cold-weather performance.

PANORAMIC SERVICEABILITY

Time is money. Routine maintenance is an important factor in controlling operating costs. Filters, fluid and daily maintenance checkpoints are right at your fingertips.





Bobcat makes it easy to find and reach your engine checkpoints in a Bobcat excavator so daily maintenance actually gets done every day. Comparing our service access to other excavators is like comparing a 60-inch LCD to a 15-inch black-and-white TV. The swing-open tailgate and side access hood put the engine and pump package, valve bank, cooling system, and plumbing in easy reach.

A centralized grease bank makes fast, simple work of lubricating the slew bearing, slew pinion and swing cylinder. Track tensioning is performed via an easy-to-reach, well-protected grease cylinder fitting.

On most Bobcat excavators, a multigroove auto-tensioning belt, made of tough DuPont™ Kevlar®, requires no adjustment, making maintenance much easier. The cooling cores can be separated for quick, easy cleaning of the radiator.

DuPont™ and Kevlar® are trademarks or registered trademark of E.I. du Pont de Nemours and Company.

DO MORE THAN DIG.

Bobcat excavators have your business expansion built right in. Nobody builds more compact excavator attachments. Whether it's breaking concrete, breaking down buildings or drilling tree holes, Bobcat attachments help you take on new jobs and get more use from your machine. You can even share some of the same attachments that fit on your Bobcat loaders. With more than a dozen attachments to choose from, your Bobcat excavator is not just a digging machine; it's a versatile tool carrier.



CLAMP READY

There's no welding to add a clamp. Mounts are integrated into the dipper arm for maximum durability.

BUILT-IN VERSATILITY

- Auger
- Breaker
- Clamp
- Flail cutter
- Grading blade
- Grading bucket
- Grapple, three-tine
- Hydra-Tilt™ swing accessory
- Packer wheel
- Plate compactor
- PowerTilt® swing accessory
- Pro Clamp™ system
- Ripper
- Trencher

SELECTABLE AUXILIARY HYDRAULIC FLOW

Bobcat excavators allow you to quickly select an auxiliary flow rate that best matches a particular attachment. Low flow provides precise control of the PowerTilt swing accessory and Hydra-Tilt swing accessory. Medium flow is perfect for the clamp attachment. Maximum flow is best for breakers, augers and compactors.

PowerTilt® is a registered trademark of Helac Corporation.



THE INDUSTRY'S ONLY CLAMP-COMPATIBLE EXTENDABLE ARM

The optional extendable arm gives you the power and lifting performance of a shorter boom arm or the dig depth and reach of a longer one.

STEEL TRACKS WITH RUBBER PADS

Steel tracks increase your pushing force when you're working in harsh or abrasive jobsites. The segmented construction makes for quick, convenient repair, and the rubber pads give you a more comfortable ride. Available on select machines.

ATTACHMENTS NOW

With many excavators, the quick-tach system, hoses and couplers, controls, and clamp mounts can be pricey add-ons. The Bobcat-exclusive X-Change™ attachment mounting system, plus quick couplers, clamp mounts, port release and fingertip controls, come standard on a majority of our excavators. You will have multi-attachment functionality right away – so you can take on more jobs.

FINGERTIP CONTROLS

The auxiliary hydraulic controls are at your fingertips, providing precision control and low-fatigue operation. Variable flow allows you to control the attachment speed and precisely move a clamp. Detent provides continuous flow for attachments such as augers and plate compactors.

SPECIFICATIONS



Excavator	E10	E20	E26	E32
Series	R	R	R	R2
Tail Swing Type	Zero	Zero	Minimal – 3.5 in. (89 mm)	Conv. – 13.4 in. (340 mm)
Weight	2593 lb. (1176 kg)	4306 lb. (1953 kg)	6489 lb. (2942 kg)	7403 lb. (3358 kg)
Dig Depth	71.7 in. (1820 mm)	101.0 in. (2565 mm)	114.4 in. (2906 mm)	121.2 in. (3077 mm)
Reach at Ground Level	121.8 in. (3093 mm)	167.9 in. (4264 mm)	191.9 in. (4876 mm)	194.5 in. (4940 mm)
Max. Dump Height	71.6 in. (1818 mm)	106.0 in. (2693 mm)	125.3 in. (3184 mm)	133.1 in. (3380 mm)
Track Width	28.0-43.0 in. (710-1100 mm)	38.6-53.5 in. (980-1360 mm)	61.0 in. (1550 mm)	61.8 in. (1569 mm)
Ground Pressure	4.2 psi (0.29 bar)	4.4 psi (0.30 bar)	4.1 psi (0.28 bar)	4.7 psi (0.32 bar)
Standard Track Tread Width	7.1 in. (180 mm)	9.1 in. (230 mm)	11.8 in. (300 mm)	11.8 in. (300 mm)
Performance				
Arm Breakout Force	1248 lbf. (5550 N)	2086 lbf. (9279 N)	3547 lbf. (15,780 N)	4690 lbf. (20,861 N)
Bucket Breakout Force	1865 lbf. (8294 N)	4684 lbf. (20,835 N)	5652 lbf. (25,140 N)	7284 lbf. (32,402 N)
Rated Lift Capacity				
(Over blade, ground level, 10 ft. (3 m) reach)	527 lb. (239 kg)	1098 lb. (498 kg)	2359 lb. (1070 kg)	2975 lb. (1349 kg)
(Over side, ground level, 10 ft. (3 m) reach)	263 lb. (119 kg)	368 lb. (167 kg)	1016 lb. (461 kg)	1329 lb. (603 kg)
Travel Speed: Low/High	1.3/1.7 mph (2.1/2.8 km/hr.)	1.3/2.6 mph (2.1/4.2 km/hr.)	1.8/3.2 mph (2.9/5.2 km/hr.)	1.6/2.9 mph (2.6/4.7 km/hr.)
Long Arm Option Performance				
Tail Swing Type/Overhang	—	Zero	Minimal – 3.5 in. (89 mm)	Conv. – 16.9 in. (429 mm)
Weight	—	4306 lb. (1953 kg)	6489 lb. (2942 kg)	8269 lb. (3752 kg)
Dig Depth	—	101.0 in. (2565 mm)	114.4 in. (2906 mm)	133.0 in. (3377 mm)
Reach at Ground Level	—	167.9 in. (4264 mm)	191.9 in. (4876 mm)	205.9 in. (5230 mm)
Max. Dump Height	—	106.0 in. (2693 mm)	125.3 in. (3184 mm)	140.2 in. (3561 mm)
Extendable Arm Option Performance				
Tail Swing Type/Overhang	—	—	—	Conv. – 16.9 in. (429 mm)
Weight	—	—	—	8497 lb. (3855 kg)
Dig Depth	—	—	—	153.2 in. (3892 mm)
Reach at Ground Level	—	—	—	225.3 in. (5722 mm)
Max. Dump Height	—	—	—	151.5 in. (3847 mm)
Engine				
	Tier 4	Tier 4	Tier 4	Tier 4
Horsepower	10.2 hp (7.6 kW)	13.9 hp (10.4 kW)	24.8 hp (18.5 kW)	24.8 hp (18.5 kW)
Engine Type	Diesel	Diesel	Diesel	Diesel
Fuel Tank Capacity	4.2 gal. (15.9 L)	5.0 gal. (18.9 L)	9.1 gal. (34.4 L)	13.7 gal. (51.9 L)
Battery Rundown Protection	—	Std	Std	Std
Machine Features & Options				
Angle Blade	—	—	—	—
Auto-Idle Throttle	—	—	Std	Std
Auto-Shift Travel System	—	Opt	Std	Std
Automatic Slew Brake	—	Std	Std	Std
Blade Float	—	—	Std	Std
Bolt-On Street Pad	—	—	—	—
Cab With Heat and AC	—	—	Opt	Opt
Control Pattern Selector Valve	Std	Std	Std	Std
Deluxe Cloth Seat	—	—	Opt	Opt
Depth Check	—	—	—	Opt
Diverter Valve	—	—	—	Opt
Fingertip Boom Swing Control	—	Opt	Std	Std
Falling Object Protection Structure (FOPS)	—	—	Std	Std
Roll Over Protective Structure (ROPS)	—	Std	Std	Std
Fold-Down TOPS	Std	—	—	—
Fuel Fill Alert	—	Std	Std	Std
Heated Seat	—	—	—	Opt
In-Track Swing Frame	Std	Std	Std	Std
Keyless/Password Start System	Opt	Opt	Opt	Opt
Lift Eye	Opt	Opt	Opt	Std
Retractable Seat Belt	Std	Std	Std	Std
Retractable Undercarriage	Std	Std	—	—
Segmented Tracks	—	—	—	—
Steel Tracks	—	—	—	—
Features for Attachments				
Mechanical Attachment Quick-Tach System	—	—	Std	Std
Hydraulic Attachment Quick-Tach System	—	—	—	Opt
Pin-On Attachment Mounting System	—	—	—	—
Hydraulic Pin Grabber Attachment Mounting System	—	—	—	—
Auxiliary Hydraulics With Quick Couplers	Std	Std	Std	Std
Auxiliary Hydraulic Flow	5.3 gpm (20.0 L/min.)	7.9 gpm (30.0 L/min.)	14.2 gpm (53.8 L/min.)	16.9 gpm (63.9 L/min.)
Auxiliary Hydraulic Pressure	2756 psi (190.02 bar)	2610 psi (179.95 bar)	2611 psi (180.02 bar)	2987 psi (205.94 bar)
Hydraulic Clamp	—	Opt	Opt	Opt
Fingertip Auxiliary Control	—	Opt	Std	Std
Secondary Auxiliary Hydraulics	—	—	—	Opt
Selectable Auxiliary Flow	—	Opt	Std	Std




E35 25 HP / 33 HP	E42	E50	E60	E88
R2	R2	R2	R2	R2
Zero	Conv. – 12 in. (305 mm)	Minimal – 0.6 in. (15 mm)	Conv. – 11.2 in. (284 mm)	Conv. – 13 in. (330 mm)
7659 lb. (3474 kg) / 7893 lb. (3580 kg)	9830 lb. (4459 kg)	11,357 lb. (5151 kg)	12,315 lb. (5586 kg)	19,600 lb. (8891 kg)
121.2 in. (3077 mm)	124.5 in. (3163 mm)	136.9 in. (3478 mm)	156.7 in. (3981 mm)	182.0 in. (4622 mm)
204.3 in. (5190 mm)	207.1 in. (5261 mm)	231.9 in. (5889 mm)	246.3 in. (6256 mm)	282.5 in. (7176 mm)
133.1 in. (3380 mm)	148.1 in. (3762 mm)	154.1 in. (3915 mm)	168.8 in. (4288 mm)	197.0 in. (5003 mm)
69.7 in. (1769 mm)	72.8 in. (1850 mm)	77.2 in. (1960 mm)	77.2 in. (1960 mm)	86.6 in. (2200 mm)
4.6 psi (0.31 bar) / 4.7 psi (0.32 bar)	4.6 psi (0.32 bar)	4.2 psi (0.29 bar)	4.6 psi (0.32 bar)	5.7 psi (0.39 bar)
11.8 in. (300 mm)	13.8 in. (350 mm)	15.7 in. (400 mm)	15.7 in. (400 mm)	17.7 in. (450 mm)
4690 lbf. (20,861 N)	5820 lbf. (25,889 N)	6987 lbf. (31,078 N)	6446 lbf. (28,674 N)	8620 lbf. (38,342 N)
7284 lbf. (32,402 N)	9601 lbf. (42,707 N)	9511 lbf. (42,307 N)	10,261 lbf. (45,642 N)	15,130 lbf. (67,300 N)
3318 lb. (1505 kg)	4921 lb. (2232 kg)	6746 lb. (3060 kg)	6411 lb. (2908 kg)	10,020 lb. (4545 kg)
1393 lb. (632 kg) / 1537 lb. (697 kg)	2083 lb. (945 kg)	2330 lb. (1057 kg)	3285 lb. (1490 kg)	5373 lb. (2437 kg)
1.6/2.9 mph (2.6/4.7 km/hr.)	1.6/3.3 mph (2.6/5.2 km/hr.)	1.8/2.8 mph (2.8/4.5 km/hr.)	1.8/2.8 mph (2.8/4.5 km/hr.)	1.6/2.7 mph (2.5/4.4 km/hr.)
Minimal – 3.2 in. (81 mm)	Conv. – 12.5 in. (318 mm)	Minimal – 0.5 in. (13 mm)	Conv. – 11.2 in. (284 mm)	Conv. – 13 in. (330 mm)
8362 lb. (3794 kg) / 8596 lb. (3900 kg)	10,425 lb. (4729 kg)	11,876 lb. (5386 kg)	12,315 lb. (5586 kg)	19,600 lb. (8891 kg)
133.0 in. (3377 mm)	136.3 in. (3463 mm)	152.7 in. (3878 mm)	156.7 in. (3981 mm)	182.0 in. (4622 mm)
215.8 in. (5480 mm)	218.5 in. (5550 mm)	247.2 in. (6278 mm)	246.3 in. (6256 mm)	282.5 in. (7176 mm)
140.2 in. (3561 mm)	155.3 in. (3944 mm)	164.2 in. (4170 mm)	168.8 in. (4288 mm)	197.0 in. (5003 mm)
Minimal – 3.2 in. (81 mm)	Conv. – 12.5 in. (318 mm)		Conv. – 11.2 in. (284 mm)	
8590 lb. (3897 kg) / 8824 lb. (4003 kg)	10,666 lb. (4838 kg)	—	12,646 lb. (5736 kg)	
153.2 in. (3892 mm)	148.4 in. (3769 mm)	—	177.0 in. (4496 mm)	
235.1 in. (5972 mm)	229.6 in. (5831 mm)	—	265.5 in. (6743 mm)	
151.5 in. (3847 mm)	161.2 in. (4094 mm)	—	180.3 in. (4579 mm)	
Tier 4	Tier 4	Tier 4	Tier 4	Tier 4
24.8 hp (18.5 kW) / 33.2 hp (24.7 kW)	42.6 hp (31.4 kW)	49.7 hp (36.5 kW)	55.7 hp (41.6 kW)	65.4 hp (48.7 kW)
Diesel	Turbo Diesel	Turbo Diesel	Turbo Diesel	Turbo Diesel
13.7 gal. (51.9 L)	19.0 gal. (71.9 L)	19.0 gal. (71.9 L)	19.0 gal. (71.9 L)	30.6 gal. (115.8 L)
Std	Std	Std	Std	Std
Opt	Opt	Opt	Opt	Opt
Std	Std	Std	Std	Std
Std	Std	Std	Std	Std
Std	Std	Std	Std	Std
Opt	Opt	Opt	Opt	—
Opt	Opt	Opt	Opt	Std
Std	Std	Std	Std	Std
Opt	Opt	Opt	Opt	Std
Opt	Opt	Opt	Opt	Opt
Opt	Opt	Opt	Opt	Opt
Std	Std	Std	Std	Std
Std	Std	Std	Std	Std
Std	Std	Std	Std	Std
—	—	—	—	—
Std	Std	Std	Std	Std
Opt	Opt	Opt	Opt	Opt
Std	Std	Std	Std	Std
Opt	Std	Std	Std	Std
Std	Std	Std	Std	Std
Std	Std	Std	Std	Std
—	—	—	—	—
—	—	—	—	Opt
Opt	Opt	Opt	Opt	Opt
Std	Std	Std	Std	—
Opt	Opt	Opt	Opt	—
—	—	—	—	Std
—	—	—	—	Opt
Std	Std	Std	Std	Std
16.9 gpm (63.9 L/min.)	20.0 gpm (75.7 L/min.)	20.0 gpm (75.7 L/min.)	20.0 gpm (75.7 L/min.)	25.1 gpm (95.0 L/min.)
2987 psi (205.95 bar)	3045 psi (209.95 bar)	3045 psi (209.95 bar)	3045 psi (209.95 bar)	3045 psi (209.95 bar)
Opt	Opt	Opt	Opt	Opt
Std	Std	Std	Std	Std
Opt	Opt	Opt	Opt	Opt
Std	Std	Std	Std	Std

WARRANTY



B O B C A T T I M E L I N E



A TOUGH MACHINE BACKED BY A **SOLID WARRANTY**

You take pride in your work, and so do we. Bobcat Company builds its excavators to the highest standards of quality and durability. Your Bobcat compact excavator includes a standard warranty that covers repairs and service in case of defects in material or workmanship – 24 months or 2,000 operating hours of coverage (whichever occurs first).



GET MORE WITH PROTECTION PLUS EXTENDED WARRANTY.

The Protection Plus® extended warranty is also available. This extended warranty plan from Bobcat allows you to purchase additional protection on the powertrain, powertrain + hydraulics or full machine, and it goes well beyond the scope of the standard Bobcat warranty.

GET PEACE OF MIND.

For a small investment, you can protect your Bobcat machine with additional warranty coverage to minimize your repair costs.

MANAGE RISK.

By providing a comfortable shield of protection against repairs due to defects in materials or workmanship, an extended warranty greatly decreases your exposure to financial risk.

PAY NO DEDUCTIBLE.


Your Protection Plus extended warranty policy pays for the cost of any warrantable repair, with no deductible required.

MAXIMIZE RESALE VALUE.

If you sell your machine, any remaining coverage can be transferred to the new owner. The extended warranty also tells a prospective buyer that your machine received superior care and maintenance.

ENJOY BOBCAT-APPROVED PARTS AND SERVICE.

The Protection Plus extended warranty includes factory-backed parts and labor coverage, and it's honored at any authorized Bobcat dealer.





YOU ARE ONE TOUGH ANIMAL.®

Everything we put into Bobcat equipment is designed to make more of whatever you bring to the job. Whether it's strength, versatility, speed or agility, it's built around you.

Certain specification(s) are based on engineering calculations and are not actual measurements. Specification(s) are provided for comparison purposes only and are subject to change without notice. Specification(s) for your individual Bobcat equipment will vary based on normal variations in design, manufacturing, operating conditions, and other factors.

DOOSAN

Bobcat Company is a member of the Doosan Group. Doosan is a global leader in construction, grounds maintenance and material handling equipment, power and water solutions, and engineering that has proudly served customers and communities for more than a century. Bobcat®, the Bobcat logo and the colors of the Bobcat machine are registered trademarks of Bobcat Company in the United States and various other countries. ©2022 Bobcat Company. All rights reserved.



Printed on 10% recycled paper

B-1857 (04/22)
EP-13M-0422-83510-F

Bobcat Company
250 East Beaton Drive • West Fargo, ND 58078

Bobcat.com



Bobcat®

One Tough Animal.