




# Reading Workshop



# Welcome to our Reading Workshop

We would like it  
if you could  
read with your  
child for 5  
minutes each  
night




# Strategies

Before reading:-

Encourage your child to say why they have chosen this book, giving reasons.

Get your child to identify the cover and the title and see if they can say what the book might be about.

Can they identify any letters in the title or read any words?



# Strategies

## During reading:-

Encourage your child to talk about the pictures and what is happening.

Let your child point to the words and segment/blend the sounds together. Your child needs to say the sounds themselves so that they can internalise them. This supports blending and reading words.

Think about what new/ different/ unfamiliar words mean.

Encourage your child to predict what might happen next. They can't be wrong!

Ask questions such as Why did..? What did ...? How do you know..?




# Strategies





We can look at the pictures.




We can break the word into sounds.



We can cut out the word and read to the end of the sentence.



We can look for smaller words in longer word.



# Strategies


After reading:-

Encourage your child to talk about what has happened in the book.

Think about the characters and how they felt.

Ask your child if they liked the book. Why?

Ask them to tell you their favourite character and favourite part and to give reasons why.






## Non-Fiction Books

Children need to also be familiar with non-fiction/information books.

Before reading:-

Encourage your child to say why they have chosen this book giving reasons. Ask your child if they know what type of book it is.

Talk about the cover and what information they might find out inside the book.



# Non-Fiction Books

During reading:-

There will usually be a 'Content's Page' at the beginning of the book. Let your child decide which page they want to read as these books can be read in any order.

Talk to them about why they are non-fiction/information books- because they often have photos/labels and speech bubbles etc.





## Non-Fiction Books

After reading:-

Encourage your child to talk about what they have found out.

Are there any other questions they want to find the answer to?

Think about any new words/vocabulary and what they mean.



## Diaries

After reading with your child please fill in the diary. We like to hear about what your child did well and any areas that they needed support. We will then look at these when they read with an adult the next time. Can you also sign the diary please.



## ELG for Reading

Children need to be able to use their phonic knowledge to read words and sentences. They also need to read some common irregular words. (We will be sending a list of these home for half term)

Children also need to show that they have understood what they have read by answering questions.



## ELG for Reading

These include:-

What happened in the story?

What is your favourite part of the story? Why?

Is the story like any other books you have read? If so why?

Can you retell the end/middle/beginning of the story?



Thank you for attending. I hope you have enjoyed the workshop and have found it interesting.

