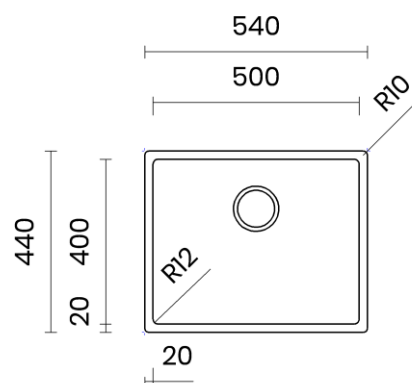


TASCA



DURIX 50 MATT BLACK

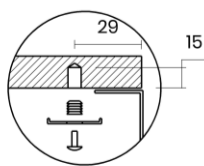
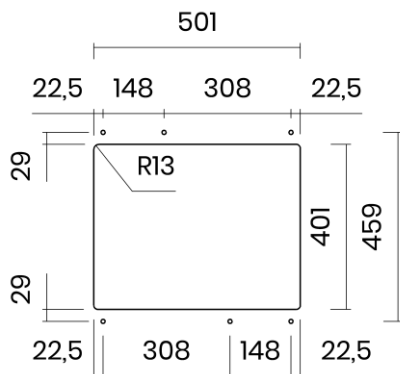


Materiale	AISI 304 18/10
Material	
Spessore	1 mm regolare
Thickness	1 mm regular
Finitura	DURIX PVD MATT BLACK
Finish	
Base	60 cm
Cabinet	
Dim. esterne	540X440 mm
Ext. dim.	
Dim. vasca	500x400 mm
Bowl dim.	
Raggio	12 mm
Radius	
Altezza	200 mm
Height	
Troppopieno	Integrato
Overflow	Integrated
Piletta	Ø 114 mm acciaio inox satinato DESIGN LOTUS
Waste	Ø 114 mm satin S.S. LOTUS DESIGN
Sifone	incluso
Siphon	Included
Installazione	Tripla (sopra - filo - sotto)
Installation	Triple (top - flush - undermount)
Dim. imballo	60x50x25 cm
Packaging dim.	
Peso	8,3 kg
Weight	
Codice	CA50FDB
Code	

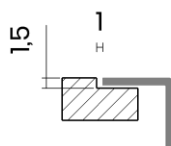
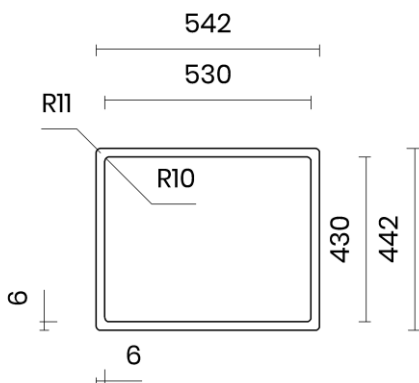


SCHEMI DI INCASSO / CUT-OUT SIZES

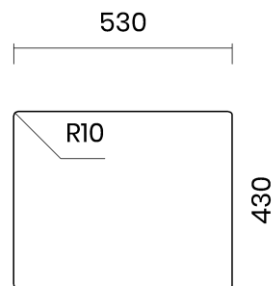
SOTTOTOP
Undermount



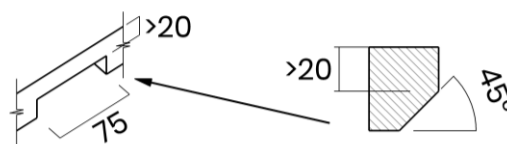
FILOTOP
Flushmount



SOPRATOP
Topmount



valido per installazione FILOTOP e SOPRATOP /
valid for FLUSHMOUNT and TOPMOUNT installation



intaglio per troppopieno solo per top >20 mm
recess for housing the overflow only for top >20 mm