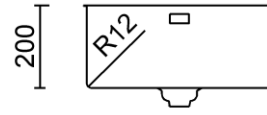
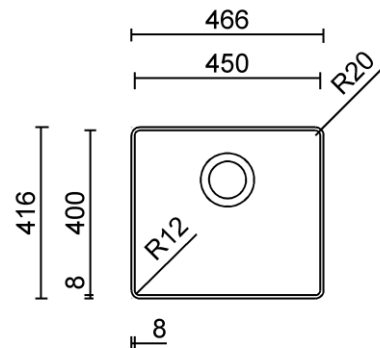


# TASCA



## PURA SLIM 45

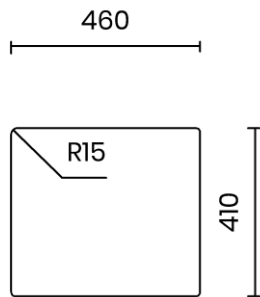
Materiale	AISI 304 18/10
Material	
Spessore	1 mm regolare
Thickness	1 mm regular
Finitura	Satinplus
Finish	
Base	60 cm
Cabinet	
Dim. esterne	466x416 mm
Ext. dim.	
Dim. vasca	450x400 mm
Bowl dim.	
Raggio	12 mm
Radius	
Altezza	200 mm
Height	
Troppopieno	Integrato
Overflow	Integrated
Piletta	Ø 114 mm Inox satinata integrata
Waste	Ø 114 mm satin s. steel integrated
Sifone	incluso
Siphon	Included
Installazione	Doppia (sopra-filo)
Installation	Double (top – flushmount)
Dim. imballo	55x50x30 cm
Packaging dim.	
Peso	7,8 kg
Weight	
Codice	CA45IS
Code	



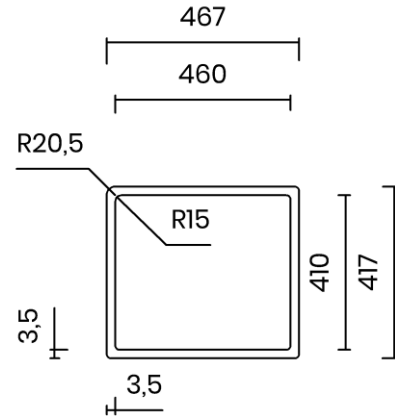


## SCHEMI DI INCASSO / CUT-OUT SIZES

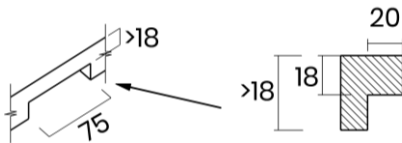
**SOPRATOP**  
Topmount



**FILOTOP**  
Flushmount



valido per installazione FILOTOP e SOPRATOP /  
valid for FLUSHMOUNT and TOPMOUNT installation



intaglio per troppopieno solo per top >18 mm  
recess for housing the overflow only for top >18 mm

