

Provider Performance Review ISAC Subcommittee

Residential Inpatient Care

June 2026

*For PPR discussion purposes only and not for distribution

Data Source:

Paid Medicaid Claims

Claim Dates:

Calendar Year 2024-2025 (1/1/2024-12/31/2025)

Inpatient Treatment Settings:

Excludes Hospice, Skilled Nursing Facilities

Funding Source:

HCBS Only (Consolidated, Community Living, P/FDS)

Service Authorized:

Provider Type 52 only (Community Residential)
All Specialties

Inpatient Volume



2024



5,257 individuals hospitalized out of
14,329 total individuals in residential
(37%)



14,980 distinct ICNs*
12,719 distinct hospitalizations

2025



5,845 individuals hospitalized out of
15,256 total individuals in residential
(38%)



18,639 distinct ICNs*
13,068 distinct hospitalizations

**Transfers between facilities can create a new ICN,*

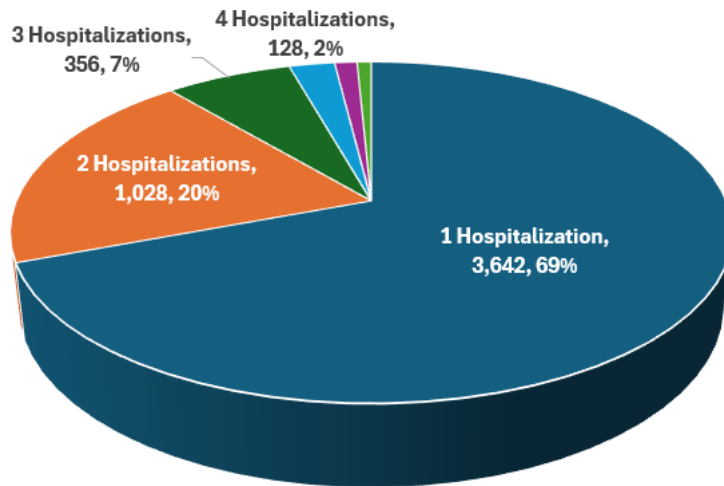
Reminder: claim information is derived from Medicaid data only. As Medicare is not included, data presented does not encompass all hospitalizations.

Inpatient Volume

2024



12,719
distinct hospitalizations

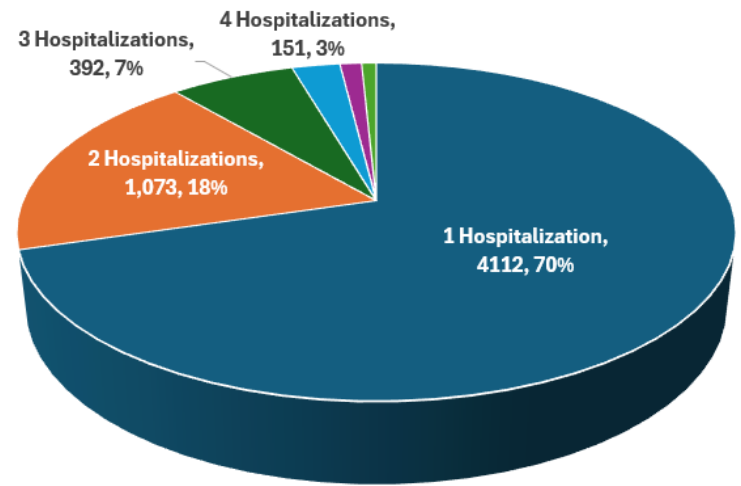


■ 1 Hospitalization ■ 2 Hospitalizations ■ 3 Hospitalizations
■ 4 Hospitalizations ■ 5 Hospitalizations ■ 6+ Hospitalizations

2025



13,068
distinct hospitalizations

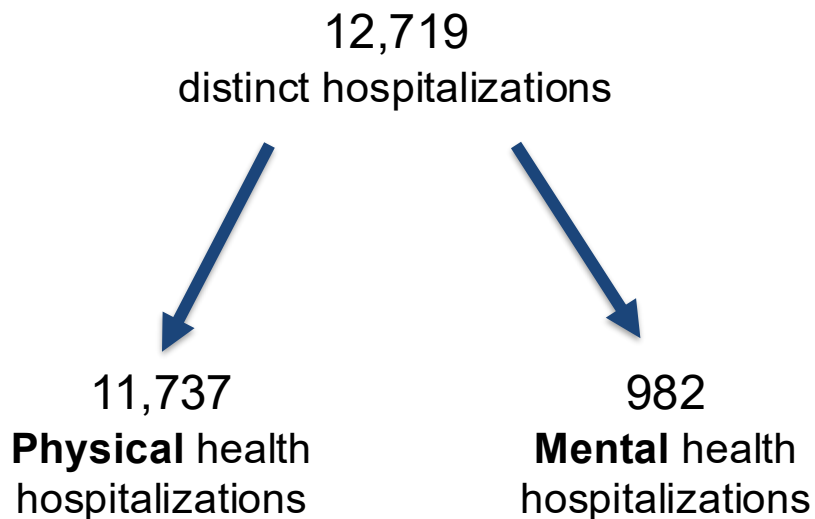


■ 1 Hospitalization ■ 2 Hospitalizations ■ 3 Hospitalizations
■ 4 Hospitalizations ■ 5 Hospitalizations ■ 6+ Hospitalizations

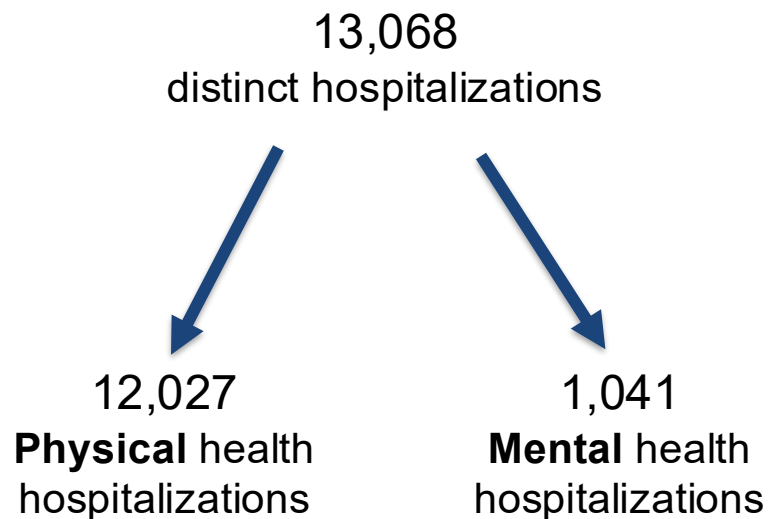
Inpatient Volume



2024



2025



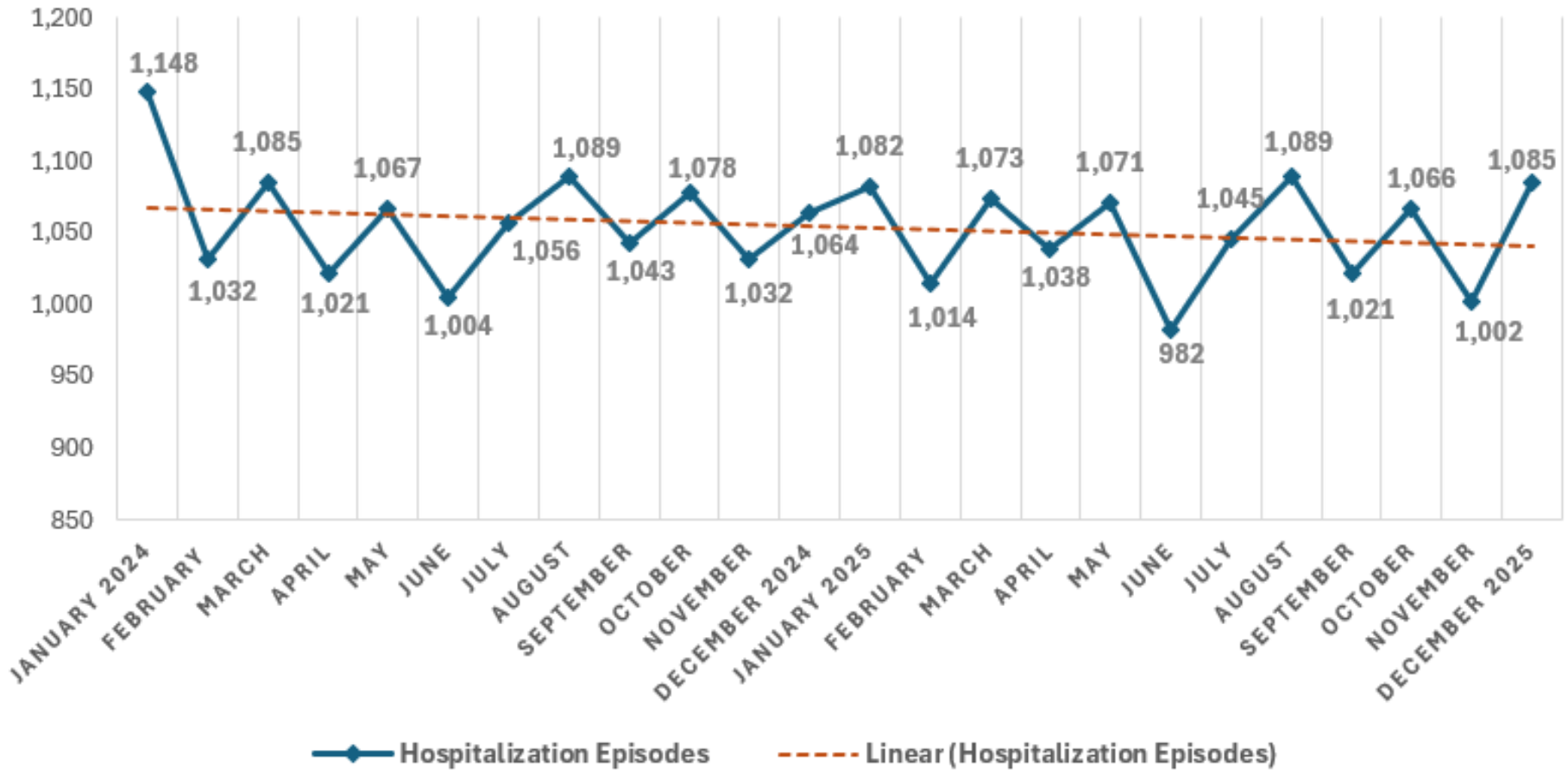
**Transfers between facilities can create a new ICN,*

Reminder: claim information is derived from Medicaid data only. As Medicare is not included, data presented does not encompass all hospitalizations.

Inpatient Volume



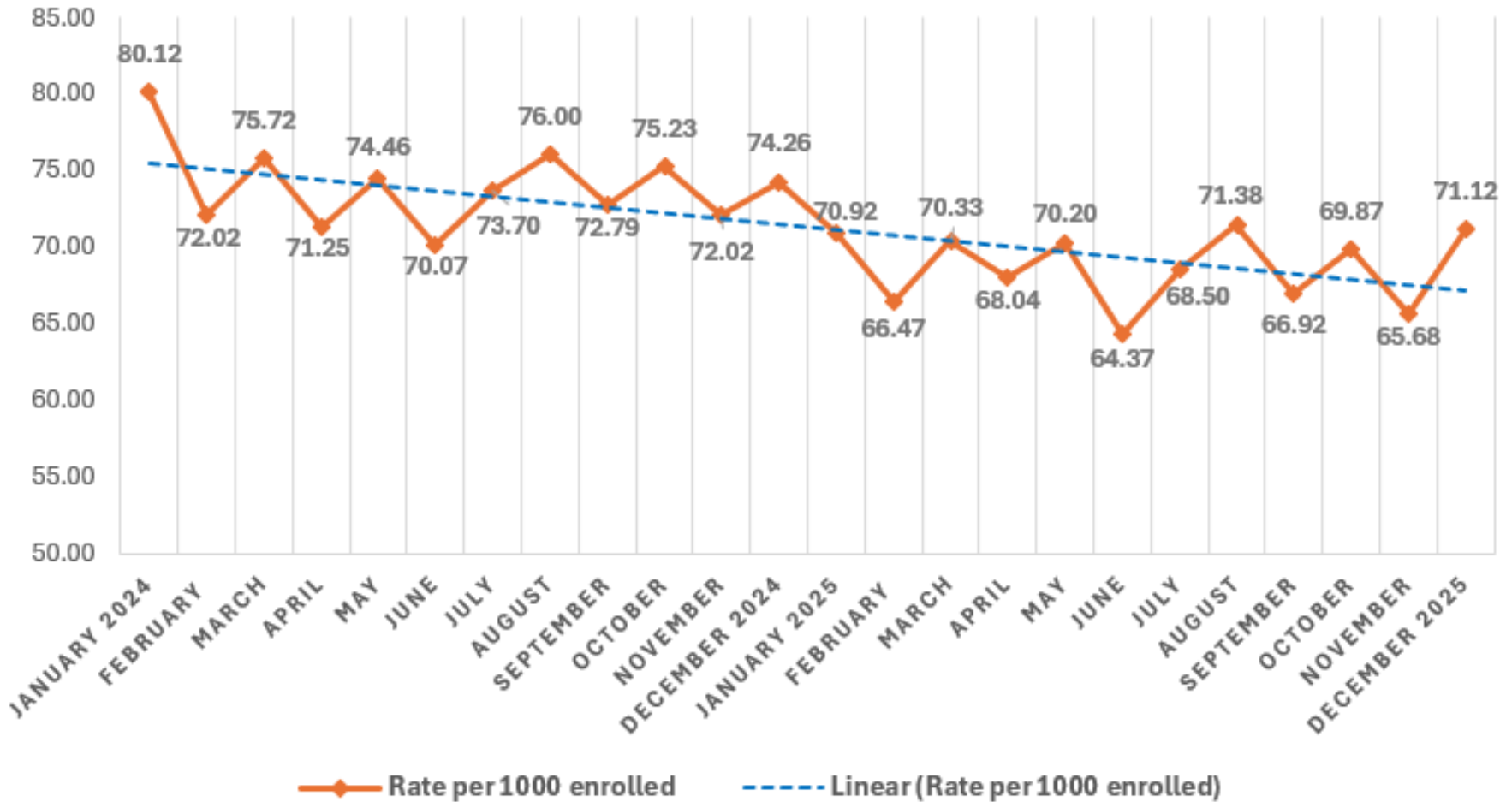
pennsylvania
DEPARTMENT OF HUMAN SERVICES



Inpatient Rate



pennsylvania
DEPARTMENT OF HUMAN SERVICES



2024

1. Sepsis, unspecified organism
2. Aspiration pneumonitis (food/vomit)
3. Acute respiratory failure with hypoxia
4. Hypothyroidism, unspecified
5. Hyperlipidemia, unspecified
6. Acute kidney failure
7. Metabolic encephalopathy
8. Type 2 diabetes
9. Hypokalemia
10. Essential hypertension

2025

1. Sepsis, unspecified organism
2. Aspiration pneumonitis (food/vomit)
3. Acute respiratory failure with hypoxia
4. Hypothyroidism, unspecified
5. Hyperlipidemia, unspecified
6. Acute kidney failure
7. Metabolic encephalopathy
8. Type 2 diabetes
9. Hypokalemia
10. Essential hypertension

Examines all diagnoses present on claim. Analysis excludes diagnoses of intellectual disability and autism.

Top Co-Occurring Diagnosis Categories



2024

1. Sepsis + Respiratory Failure = 28%
2. Aspiration + Respiratory Failure = 22.5%
3. Aspiration + Sepsis = 20.5%

2025

1. Sepsis + Respiratory Failure = **29%**
2. Aspiration + Respiratory Failure = 23%
3. Aspiration + Sepsis = 21%

Examines all diagnoses present on claim. Analysis excludes diagnoses of intellectual disability and autism.

Top Diagnoses (Mental Health)



2024

1. Major depressive disorder, recurrent, severe without psychotic features
2. Schizophrenia, unspecified
3. Major depressive disorder, single ep, unspec
4. Bipolar disorder current episode manic, unspec
5. Schizoaffective disorder, unspecified
6. Generalized anxiety disorder
7. Major depressive disorder, recurrent, unspec
8. Adjustment disorder with mixed disturbance of emotions and conduct
9. Other schizophrenia
10. Bipolar disorder, current ep depressed, unspec

2025

1. Major depressive disorder, recurrent, severe without psychotic features
2. Schizophrenia, unspecified
3. Major depressive disorder, single ep, unspec
4. Bipolar disorder current episode manic, unspec
5. Schizoaffective disorder, unspecified
6. Generalized anxiety disorder
7. Major depressive disorder, recurrent, unspec
8. Adjustment disorder with mixed disturbance of emotions and conduct
9. Other schizophrenia
10. Bipolar disorder, current ep depressed, unspec

Top Co-Occurring Diagnosis Categories



2024

1. Major depressive disorder + Anxiety disorders = 32%
2. Schizophrenia + Schizoaffective disorders = 24%
3. Bipolar disorder + Anxiety disorders = 23%

2025

1. Major depressive disorder + Anxiety disorders = **33%**
2. Schizophrenia + Schizoaffective disorders = **25%**
3. Bipolar disorder + Anxiety disorders = 23%

Examines all diagnoses present on claim

