



# ISAC Housing Subcommittee

## 6/3/2026



# Supportive Housing Pilot

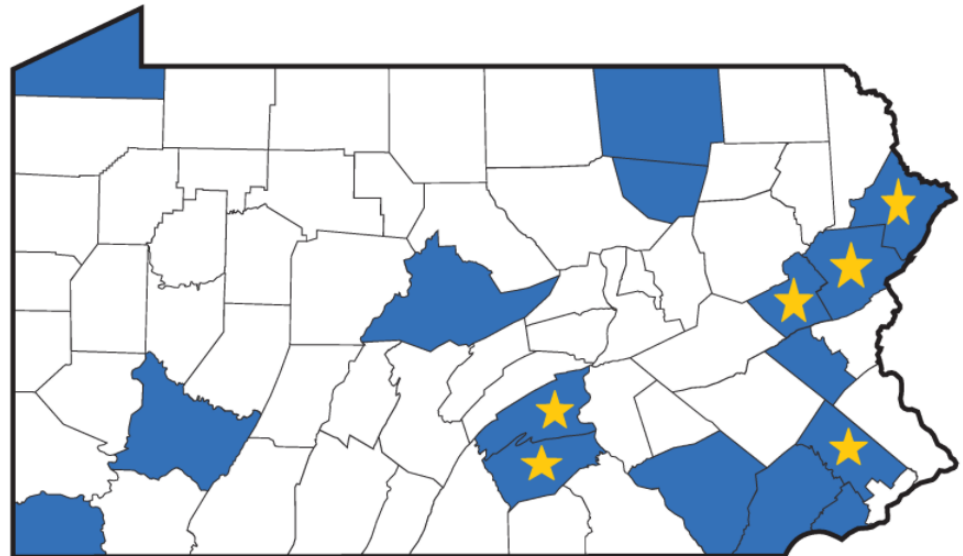


## Participating counties (3/1/24):

Bradford/Sullivan  
Centre  
Chester  
Delaware  
Erie  
Greene  
Lancaster  
Lehigh  
Westmoreland

## Expansion counties (7/1/26):

Carbon/Monroe/Pike  
Montgomery  
Cumberland/Perry



■ County in Supportive Housing Pilot  
★ Expansion counties as of 7/1/26

# Expansion



Pilot County	23/24 Allocation	24/25 Allocation	25/26 Allocation	26/27 Allocation
Centre	\$19,950	\$79,800	\$79,800	\$79,800
Lancaster	\$85,500	\$342,000	\$342,000	\$342,000
Erie	\$139,650	\$558,600	\$558,600	\$558,600
Greene	\$14,250	\$57,000	\$57,000	\$57,000
Westmoreland	\$74,100	\$296,400	\$296,400	\$296,400
Chester	\$88,350	\$353,400	\$353,400	\$353,400
Delaware	\$96,900	\$387,600	\$387,600	\$387,600
Bradford/Sullivan	\$19,950	\$79,800	\$79,800	\$79,800
Lehigh	\$68,400	\$273,600	\$273,600	\$273,600
CMP	Joined Housing Pilot on 7.1.2026			\$193,800
Cumberland/Perry	Joined Housing Pilot on 7.1.2026			\$193,800
Montgomery	Joined Housing Pilot on 7.1.2026			\$581,400
<b>Pilot Total</b>	<b>\$607,050</b>	<b>\$2,428,200</b>	<b>\$2,428,200</b>	<b>\$3,397,200</b>

# Pilot Spend



AE	FY 23/24	FY 24/25	FY 25/26	Total
Bradford /Sullivan	0.00	12,327.40	32,903.64	45,231.04
Centre	0.00	15,772.00	13,631	29,403.00
Chester	0.00	10,722.78	\$76,350.45	87,073.23
Delaware	0.00	41,892.19	104,250.46	146,142.65
Erie	0.00	30,101.50	105,804.48	135,905.98
Greene	0.00	6,040.00	7,650.00	13,690.00
Lancaster	3,374.22	139,913.57	244,285.03	387,572.82
Lehigh	23,788.56	134,008.00	\$153,469.00	311,265.56
Westmoreland	1,466.00	10,121.00	11,045.00	22,632.00
<b>Total</b>	<b>28,628.78</b>	<b>400,898.44</b>	<b>749,389.06</b>	<b>1,178,916.28</b>



**Individuals Currently Enrolled: 153**

**Pending Applicants: 124**

**Individuals transitioned off subsidy: 30**

**Average Subsidy amount: \$726.65**

**Average Move in Costs: \$1539.49**

**Number of individuals requiring assistance for move in costs: 87**

**Average savings for individuals transitioning from Res Hab:  
\$73,008.81**

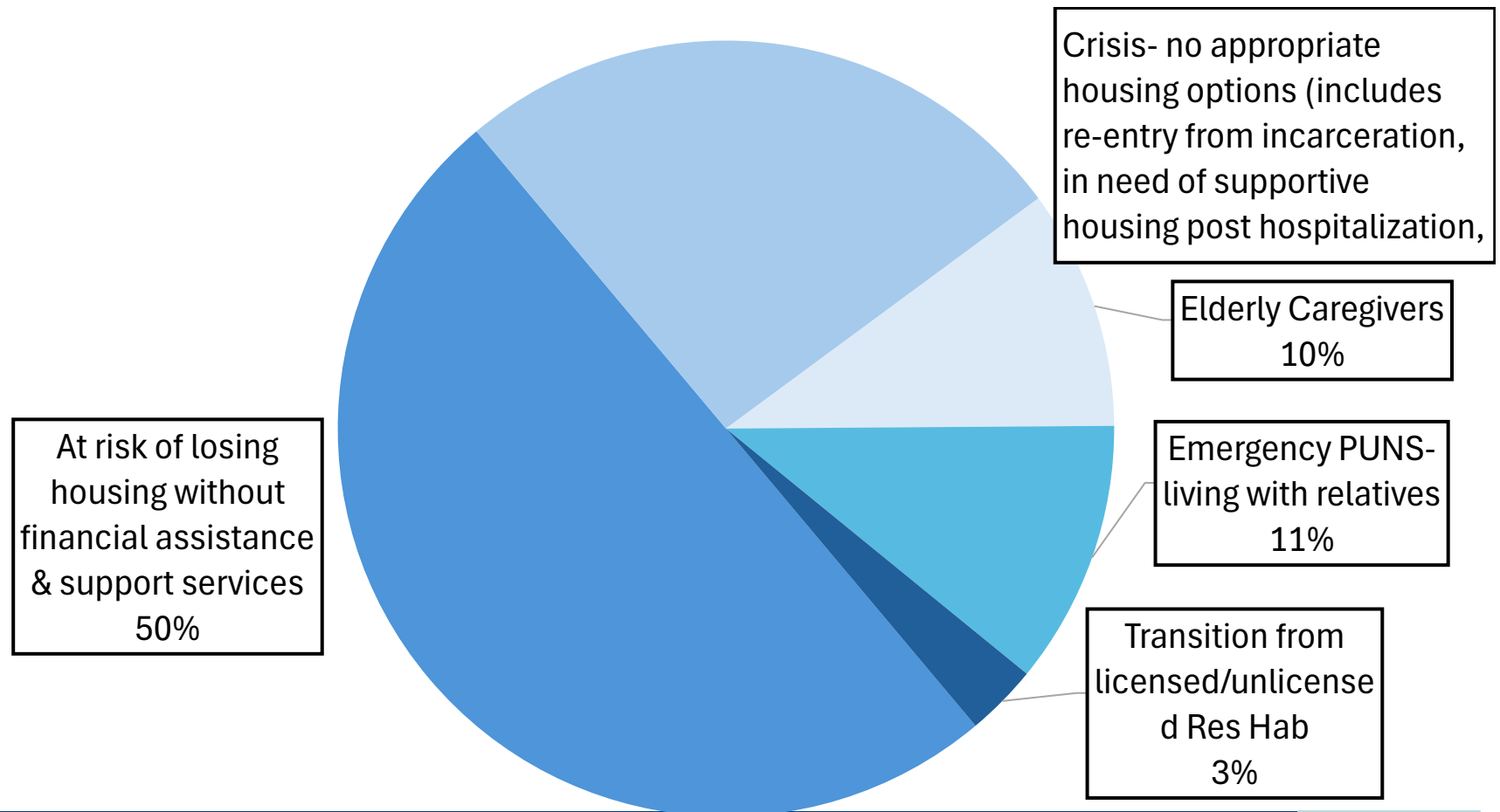
# AE Averages



	# Enrolled	# pending	Transitioned off	Average move in costs	# of individuals requiring move in costs	Average Subsidy Amount
Bradford Sullivan	<11	<11	<11	1546.28	<11	306.64
Centre	<11	<11	<11	1109.3	<11	502.17
Chester	13	37	<11	1909.94	<11	1024.03
Delaware	15	<11	<11	2874.72	<11	903.04
Erie	42	56	<11	1159.93	32	606.02
Greene	<11	<11	<11	1700	<11	655
Lancaster	37	23	<11	1805.4	21	888.46
Lehigh	24	<11	<11	1039.1	<11	685.71
Westmoreland	<11	<11	<11	1800	<11	413.75
<b>TOTAL</b>	<b>153</b>	<b>124</b>	<b>30</b>	<b>1539.49</b>	<b>87</b>	<b>726.65</b>

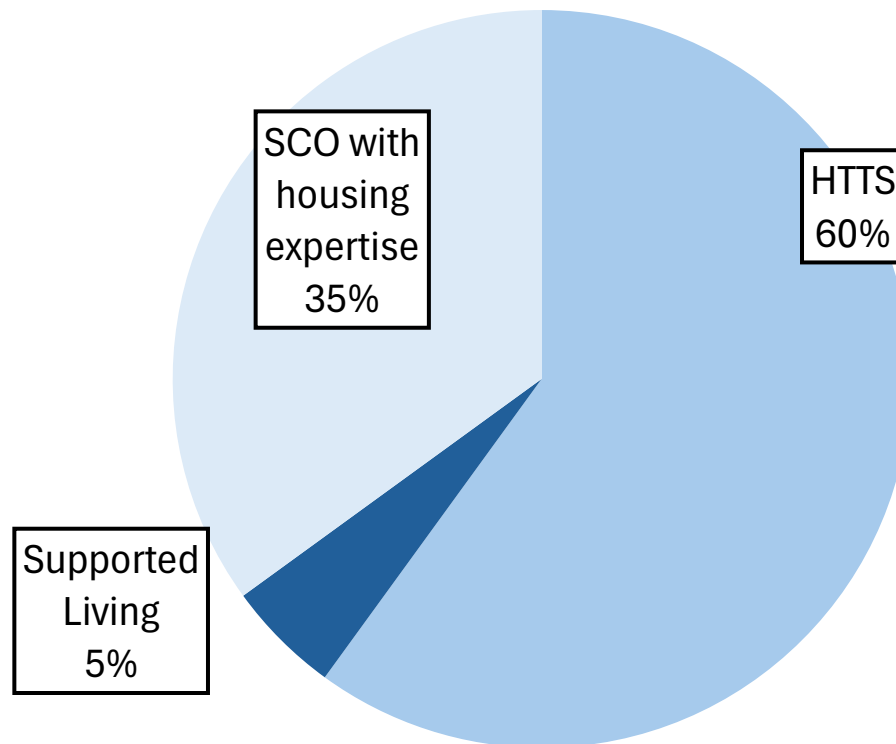


## Participants by Enrollment Category



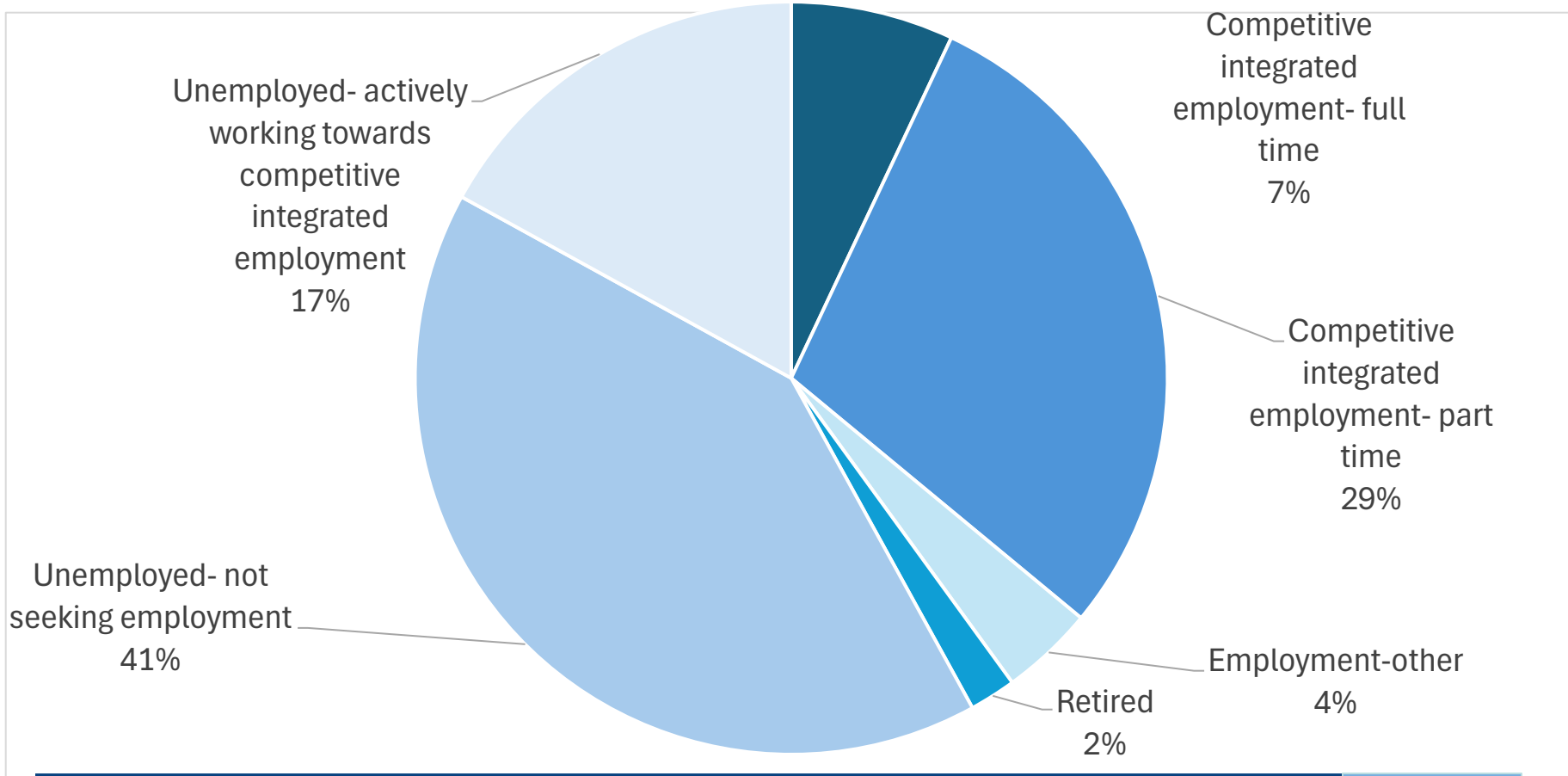


## Supportive Service Utilized by Program Participants



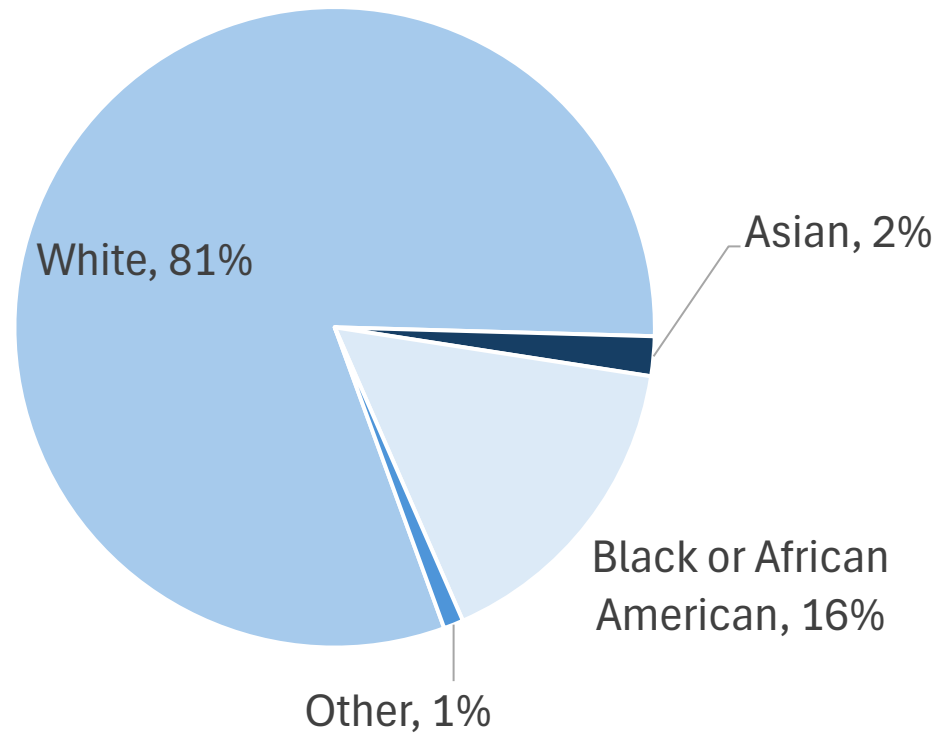


## Participants by Employment Status



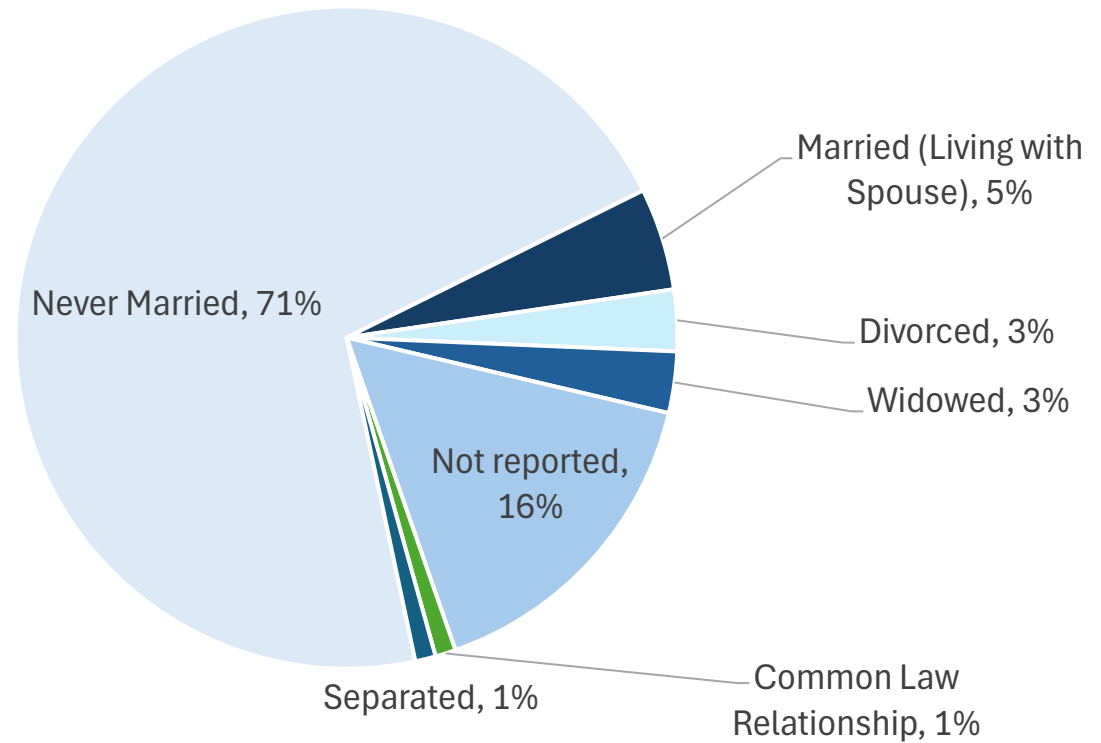


## Participants by Race



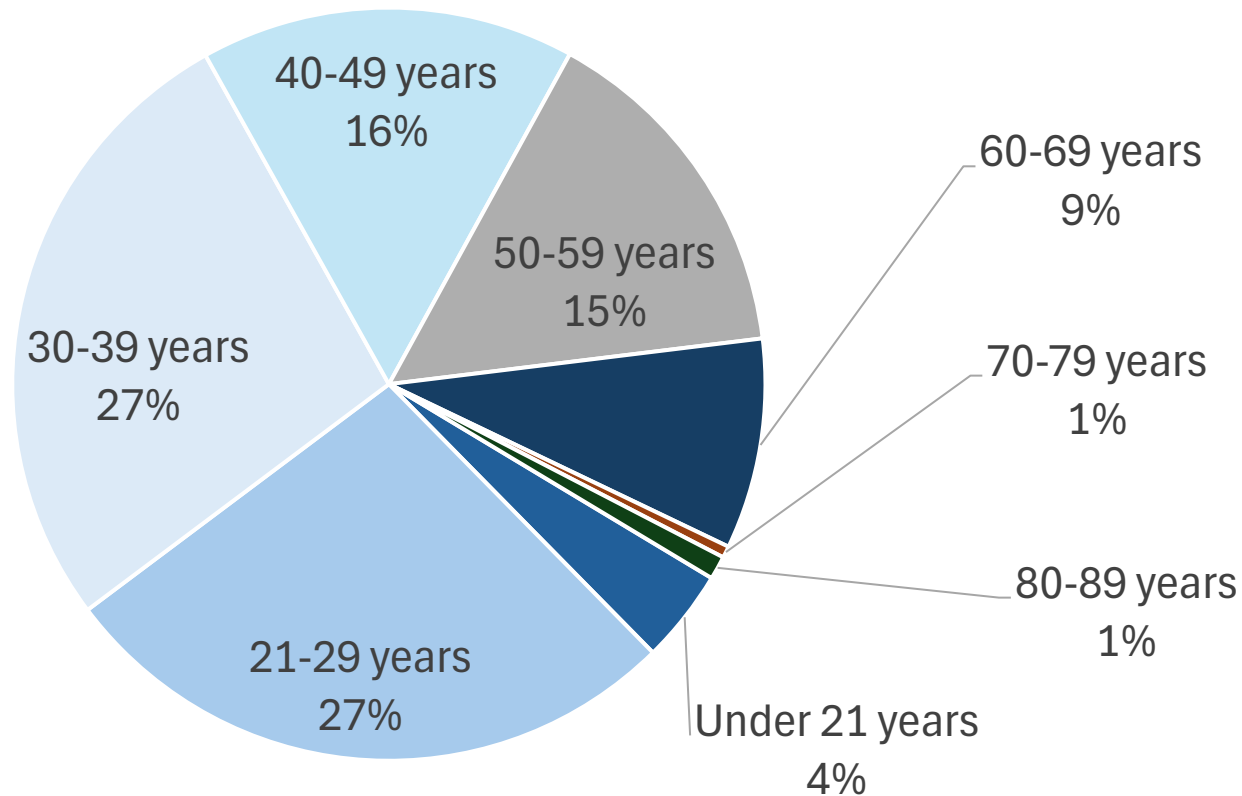


## Participants by Marital Status

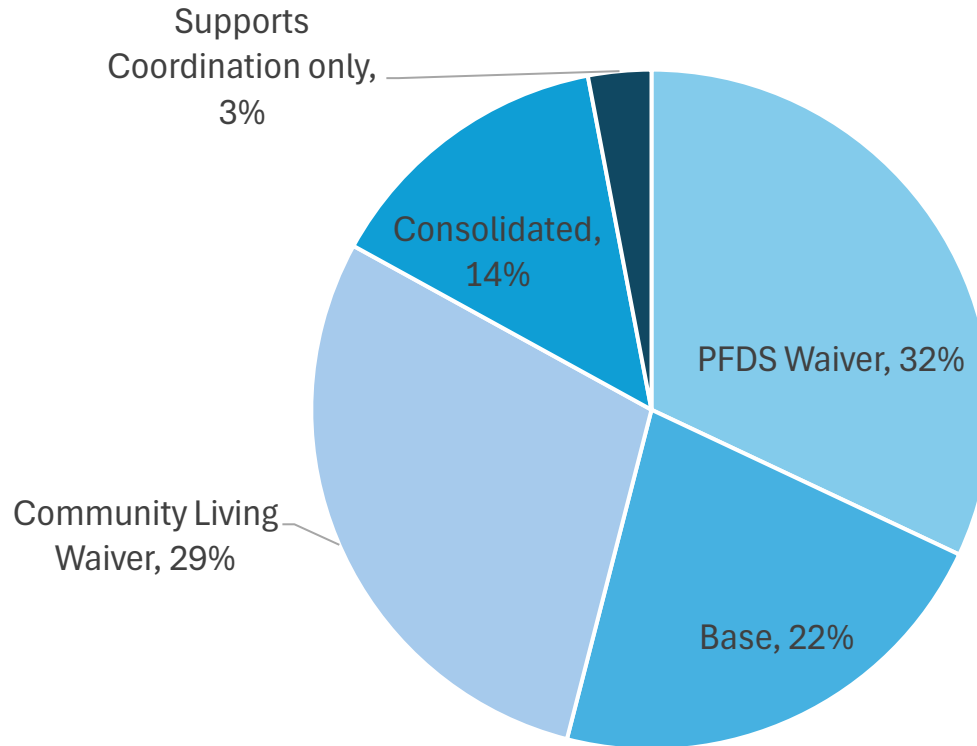




## Participants by Age Range



# Participants by Waiver





**Governor Shapiro’s housing action plan from earlier this year specifically stated that the Commonwealth should build and sustain supportive housing and expand the DHS Supportive Housing pilot program for individuals with intellectual disabilities and autism (page 25.)**



In March 2026, the First Lady Shapiro had a housing roundtable that included Pilot participants, AEs, Providers and some of ODP's leadership.






The DD Council has put together a collections of individual's stories from the housing Pilot.



Cheryl and David, married 35 years, standing in their kitchen.

Bryan holds up his key to his new apartment.



Matt holding his large white cat in his new home.