



In partnership with

fds.

# COMPOSITE FIRE DOORS

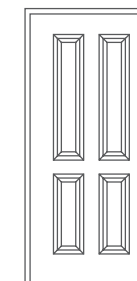


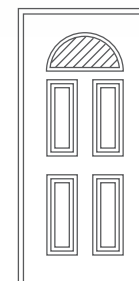

Proven | Consistent | Compliant



Certificate Number 1698



Certificate Number 071





# Contents

Introduction	03
Performance & compliance	04
Testing the fds fire door system	06
Installation and traceability	08
Our expertise	10
Door styles	12
Door options	14
Technical performance	16
Smoke test results	18
Technical specification	21-27



## WELCOME TO HURST

Hurst Doors is proud to provide a high-performance GRP fire door system, which has been designed and developed by industry experts and subjected to rigorous, extensive testing to the highest standards.

Hurst Doors, working in close partnership with fds (fire door systems), bring you the fully compliant Neuma fds fire door, which has repeatedly and consistently passed the bi-directional fire resistance test. As such, our fire doors satisfy the UK's National Test standards as well as the demanding European Test standard EN1634 for fire door safety.

When you choose Hurst, you are choosing a dedicated, technical team who will guide you through every step of your fire door project, from initial specification through to contract completion and beyond. Whenever you need us, our experts are here to help you.



### Why Choose Hurst?

As the UK's largest manufacturer of fire doors, PVC-U door panels and composite doors, Hurst has a proven track record in delivering the highest standards in quality, service, technical expertise and specialist knowledge.

An industry leading British manufacturer with over 25 years' of experience we deliver projects and contracts of all sizes throughout the UK and Europe. Hurst is here to provide you with a service you can trust every time.



In partnership with





## PERFORMANCE & COMPLIANCE



A fire door is a carefully engineered safety product and a crucial part of the passive fire protection of every commercial, public and multiple occupancy building. It is designed to save lives and property by delaying the spread of fire.

Before a fire door can be sold in the market it must be tested to prove that it performs and complies with strict safety and building regulations.

### Third Party Certification

Under the current building regulations, all new flat entrance doors must be furnace tested to both sides and be to FD30s standard. This means the fire door must provide fire resistance for no less than 30 minutes and be resistant to the passage of smoke at room temperature conditions.

The Neuma fds FD30s GRP composite fire door system is certificated by the BM Trada Q-Mark scheme as an FD30s doorset and holds triple certification for Fire, Smoke & Security, having been tested to BS EN1634-1 2014 and PAS24:2022.

Not only has the fds fire door system itself been subjected to third party testing, as the doorset fabricator, we at Hurst must be accredited as a fire door manufacturer to supply the fds fire door system and are regularly audited to ensure we continue to meet the strict standards required for certification.



Certificate Number 1698



Certificate Number 071

### What Testing has the fds Fire Door Undertaken?

- 60 individual test specimens were subject to 30 bi-directional fire tests, achieving on average 44 minutes integrity, proving consistency.
- All 60 were independently tested to EN1634-1: 2014 by EU notified body test houses.
- Both solid and glazed door leaf options were tested, either with or without fanlights or sidelights.
- All doorsets were tested with letterplates, viewers and door closers included.
- All featured auto-throw locks.
- Tests were conducted in three countries, to address potential variables in the furnaces.
- Test specimens were installed in both rigid and flexible supporting wall construction – blockwork, steel and timber stud.



Not only does the Neuma fds FD30s GRP composite fire door system demonstrate integrity against fire, but it has proven performance relative to smoke control, security, weather, sound insulation and thermal performance.



### Compliance

Proven to keep fire at bay for more than 30 minutes, the system has been tested in accordance to BS EN 1634-1:2014+A1:2018 for fire resistance.



### Smoke Control

All of our fire doors have successfully achieved EN1634-3:2004 for resistance to the passage of smoke, satisfying the requirements of Approved Document B of building regulations.



### Security

Enhanced Security (PAS24:2022) and Secured by Design (SBD) accredited – meeting the SBD Police Preferred Specification security requirements.



Registered Number 3034235



Certificate number 12525



### Weather Testing

The fds system with long nose threshold has been successfully tested to the BS6375 standard for weather performance. This means the door has been proven to consistently deliver against both water and air leakage.



### Sound Insulation

The **door blank** has been tested and proven to reduce noise by 33db, this is above the minimum standard required by Approved Document E of building regulations.



### Thermal Performance

Thermal performance (Approved Document L) – Overall doorset performance is 1.6w/m2K unglazed and 1.8w/m2K glazed.



Neuma fds.

fds.

# TESTING THE fds FIRE DOOR SYSTEM

Performance, compliance  
and consistency are critical  
in a fire protection system.

Approved Document B of the current building regulations, requires all composite fire doorsets in the UK to be furnace tested to both sides and certified to BS476 Part 22 or to BS EN 1634-1:2014, the European equivalent, by a UKAS or European test house. This is to demonstrate how the doorset will perform in a fire and provide unequivocal evidence to validate the performance of the door.

Whilst the temperature curve is the same for both British and European test standards, the European standard BS EN 1634-1:2014 represents a higher performance standard due to the harsher pressure levels the doorset is subjected to inside the furnace during testing. The Neuma fds fire door system has been tested to the more demanding BS EN 1634-1:2014 as standard.

## Before The Test

Before a fire door test commences, the manufacture of two complete fire doorset samples must be witnessed and assessed by an independent third-party auditor. Each sample is examined, making sure all gaps are measured, and are within the tight tolerances stated in the Field of Application and that the brands of the individual components, including screws, are recorded. This is to ensure that the fire doorset samples to be tested exactly match the stated specification on the Primary Test Evidence.

Two doorset samples are produced because a GRP composite fire door must be bi-directionally tested to establish its performance when either face is exposed to fire conditions.

Once manufactured, both composite fire doorset samples are labelled and signed to ensure that they cannot be altered or replaced before the furnace test.



## The Furnace Test

To demonstrate and prove performance, a composite fire doorset sample must be tested from both sides. This involves securing two fire door samples to the furnace wall, representing its use in practice. One doorset will be installed to open towards the furnace and the other to open away, resulting in a true bi-directionally tested door. Again, the doorset samples are assessed to ensure they have been installed correctly. Sensors are then attached to each door sample to record the temperature and the performance of the door.

To watch the furnace test of the Neuma fds Fire Door in action view the video below.



## The Test Result

A fire door classified as FD30 is designed to keep fire at bay for 30 minutes. The furnace test will run for 30 minutes or until there is a detectable flame (or cotton pad/ gap gauge failure) which is proven to show the integrity of the door has been visibly compromised. Should the fire door remain uncompromised, any additional time is recorded in the test report. This overrun accounts for variation in furnace testing across Europe and ensures that the fire door will always meet the required level of integrity.



## The Primary Test Evidence

The resulting fire door test report forms the Primary Test Evidence and demonstrates that the specification defined within the Field of Application can be effectively reproduced to meet the required performance standard.

This evidence is used to support the Third Party Accreditation process resulting in the award of the industry recognized standard Q Mark Certification.

## Full Transparency

Sample test evidence relating to the fds fire door is available on request. Talk to our knowledgeable team today to find out more.

The Neuma fds Fire Door System has achieved an average resistance time of 44 minutes, which is 50% longer than the FD30 standard requirement and classed as Category B status.





# INSTALLATION & TRACEABILITY



## Installation

All of our fire doors are provided with comprehensive installation instructions, which **must** be followed.

It is recommended that installers of Hurst fire doors are competent and specifically trained to install fire doors as they must understand their responsibilities in ensuring the installation is correct. It is imperative that all Hurst fire doorsets are installed strictly in accordance with the certification and detailed installation instructions provided.

**Failure to adequately install the doorset in accordance with the Installation instructions, or any attempt to alter the product, could not only compromise the integrity of the product but also put lives at risk. It will result in a failure to meet the certification and will invalidate the warranty.**

Further information on acquiring third party certification for fire door installation can be found on BM Trada's website.

## Maintenance

Under The Fire Safety (England) Regulations 2022, it is mandatory for responsible persons to conduct quarterly inspections of all fire doors, including self-closing devices, within the common areas of multi-occupied residential buildings exceeding 11 metres in height. Flat entrance doors that lead into a buildings communal area should be checked annually. This is to ensure the fire door will continue to perform properly in controlling fires by preventing the spread of heat and smoke. In buildings where fire doors are being used continuously, more frequent checks are recommended.

The regulations also mandate responsible persons to provide information to residents, of multi-occupied residential buildings with two or more sets of domestic premises, about the crucial role that fire doors play in maintaining the safety of a building in the event of a fire.



## Identification and Traceability

A fire doorset supplied by Hurst can be clearly identified by a label on the top of the door that states the manufacturers name and identifying number.

A series of coloured plugs are also applied to the hinge side of the door. The plug will be yellow to denote that the door has an integrity period of a minimum 30 minutes. The plug will also include a coloured tree symbol, these will be:

- 1 – White inner tree**  
Complete Doorset -  
Q-Mark Certified for fire and smoke control
- 2 – Orange inner tree**  
Approved Factory Fitted Glazing



The plug also provides Hurst's unique members certification number '071' and provides a critical traceability link from the doorset back to the manufacturer and relevant certification throughout the lifetime of the product. Details of our certification and datasheets can be found on BM Trada's website.

**Please Note: Plugs and/or labels should not be removed or tampered with.**

## Helping You Achieve a Digital Golden Thread

At Hurst, the highest levels of safety testing, compliance and full transparency come as standard.

We know from our customers that it is important to have all of the necessary certifications and documentation to hold in digital format as part of a Golden Thread that allows for full transparency and ease of reference. To achieve this, our team makes sure that test evidence is available at all times, as well as scope of certifications, datasheets and installation instructions.

As a responsible manufacturer and in accordance with UKCA marking and conformity, all fire door manufacturing records are held for 10 years.





## OUR EXPERTISE

Renowned in the industry for providing quality doors for over 25 years, our knowledgeable team will ensure they provide a commercially viable solution that complies with the most stringent fire door regulations whilst consideration is also given to the aesthetics.

### Consultation

Working with fire door installers, specifiers, architects, developers, housing associations and local authorities, we provide consultations and can advise on all stages of your fire door project, ensuring the most effective and appropriate solution.

### Any Size of Project

Whether your fire door requirements are for a single client site or larger volumes across multiple sites, our dedicated team is on hand to help you at every step, from the initial specification right through to contract completion.

DOOR  
STYLES

The Hurst fds fire door system is suitable for various applications including reactive maintenance, refurbishment projects and new build developments. Available in 10 styles, our doors can be supplied in a standard or fanlight frame. Our fire doors can also be supplied with a fanlight and/or sidelight.

These styles are available for **external\*** and **internal fire doors**



Composite  
Six Solid



Composite  
Half Moon



Composite  
Six/ Two



Composite  
Four



Composite  
Four Solid



Bohemia  
Solid



Bohemia  
Small Rectangle



Bohemia  
XL Rectangle



Bohemia  
XL Rectangle  
(right aligned)



Bohemia  
XL Rectangle  
(left aligned)

Not all door styles are available for external applications, by which we mean open to the elements. Our Bohemia XL Rectangle door styles are only available for internal applications.

The Bohemia XL Rectangle door style is only available for **internal fire doors**



\*UKCA accredited for external applications where the door is open to the elements.



# FANLIGHT & SIDELIGHT OPTIONS

Fully tested to the FD30s standard and designed to provide even more options to meet fire safety requirements without compromising on aesthetics, sidelights as well as fanlights are available to complement all fire doors.

Fire door and integrated fanlight



Fire door and separate fanlight



Fire door and separate sidelight



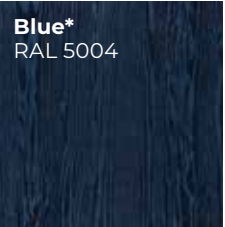
Fire door, separate sidelight and double fanlight



# DOOR OPTIONS

## COLOUR OPTIONS

Choose from our standard colour range or extensive range of RAL premium sprayed colours.



All door styles are available in white as standard or premium sprayed\*. Except Composite Six Solid and Composite Six/Two which are available in white, black, anthracite grey, blue and red as standard.

## HARDWARE OPTIONS

The Neuma fds fire door system comes with a high specification of door furniture and hardware.

- Auto throw multipoint lock to meet the requirements of SBD
- 316 Marine Grade stainless steel handles which are DDA COMPLIANT
- Hardware available in Stainless Steel, Chrome, Gold or Brushed Steel finish
- 3\* Security Thumb Turn Cylinder (Kite Marked) with 3 keys supplied
- TS008:2015 Kite Marked Security Letter Plate - (if required)
- Overhead Door Closer
- Door Viewer (if required)
- Urn Knocker (if required)
- Chrome/Gold Weatherbar (if required)
- Self Adhesive Numerals (if required)
- Chain



## GLAZING OPTIONS

Stippolyte glazing as standard.



7mm Pyrodur



6.8mm laminated Stippolyte Obscure Glass






TECHNICAL  
PERFORMANCE  
BS EN 1634-1:2014

Fire Door Fire Resistance Test Results								
Door Style	Door Glazing	Type	Unit Size	Door Size	Opening	Test Date	Report Number	Test Result
Composite Six Solid	Solid	Medium	922 x 1967	834 x1903	In	29/04/2019	EFR 19-L-000765 D2	51min
					Out	12/02/2019	IFT 19-000418-PR02	41min
		Large	1003 x 2077	914 x 2013	In	13/02/2019	IFT 19-001124-PR02	45min
					Out	13/02/2019	IFT 19-001124-PR03	43min
Composite Half Moon	Half Moon	Small	811 x 1967	722 x 1903	In	25/04/2019	EFR 19-L-000765 A1	36min
					Out	25/04/2019	EFR 19-L-000765 A2	37min
		Medium	922 x 1967	834 x 1903	In	11/06/2019	EFR 19-L-0001505 A2	44min
					Out	26/04/2019	EFR 19-L-000765 B2	40min
		Large	1003 x 2077	914 x 2013	In	11/06/2019	EFR 19-L-0001505 A1	45min
					Out	29/04/2019	EFR 19-L-000765 C2	40min
Composite Four	Twin Vertical	Small	811 x 1967	722 x 1903	In	30/04/2019	EFR 19-L-000765 E1	38min
					Out	30/04/2019	EFR 19-L-000765 E2	37min
		Medium	922 x 1967	834 x 1903	In	02/05/2019	EFR 19-L-000765 F1	37min
					Out	02/05/2019	EFR 19-L-000765 F2	36min
		Large	1003 x 2077	914 x 2013	In	03/05/2019	EFR 19-L-000765 G1	43min
					Out	03/05/2019	EFR 19-L-000765 G2	43min
Composite Six/ Two	Twin Top	Small	811 x 1967	722 x 1903	In	01/06/2019	WF4 14265A	50min
					Out	01/06/2019	WF4 14265B	50min
		Medium	922 x 1967	834 x 1903	In	02/06/2019	WF4 14266A	51min
					Out	02/06/2019	WF4 14266B	51min
		Large	1003 x 2077	914 x 2013	In	03/06/2019	WF4 14261A	48min
					Out	03/06/2019	WF4 14261B	41min

Fanlight Fire Door Unit								
Door Style	Door Glazing	Type	Unit Size	Door Size	Opening	Test Date	Report Number	Test Result
Fanlight with Composite Six Solid	Solid	Medium	922 x 2446	834 x 1903	In	04/06/2019	WF4 14262A	43min
					Out	23/06/2019	WF4 15292B	50 min
		Large	1003 x 2557	914 x 2013	In	05/06/2019	WF4 14263A	43 min
					Out	06/06/2019	WF4 14264A	44 min
Fanlight with Composite Six/ Two	Twin Top	Small	811 x 2446	722 x 1903	In	08/06/2019	WF4 14267A	56 min
					Out	08/06/2019	WF4 14267B	56 min
		Medium	922 x 2446	834 x1903	In	07/06/2019	WF4 14268A	52 min
					Out	07/06/2019	WF4 14268B	48 min
		Large	1003 x 2557	914 x 2013	In	05/06/2019	WF4 14263B	47 min
					Out	06/06/2019	WF4 14262B	44 min
Fanlight with Composite Four	Twin Vertical	Small	811 x 2446	722 x 1903	In	12/06/2019	EFR 19-L-001505 B1	34 min
					Out	12/06/2019	EFR 19-L-001505 B2	37 min
		Medium	922 x 2446	834 x 1903	In	13/06/2019	EFR 19-L-001505 C1	34 min
					Out	23/06/2019	WF4 15292A	50 min
		Large	1003 x 2557	914 x 2013	In	17/06/2019	EFR 19-L-001505D1	41 min
					Out	17/06/2019	EFR 19-L-001505D2	39 min
Fanlight with Composite Half Moon	Half Moon	Small	811 x 2446	722 x 1903	In	18/06/2019	EFR 19-L-001505E1	53 min
					Out	18/06/2019	EFR 19-L-001505E2	53 min
		Medium	922 x 2446	834 x 1903	In	24/06/2019	EFR 19-L-002136A1	51 min
					Out	24/06/2019	EFR 19-L-002136A2	51 min
		Large	1003 x 2557	914 x 2013	In	25/06/2019	EFR 19-L-002136B1	49 min
					Out	25/06/2019	EFR 19-L-002136B2	49 min
		Medium	922 x 2446	834 x 1903	In	04/06/2019	WF4 14262A	43 min
					Out	23/06/2019	WF4 15292B	50 min
		Large	1003 x 2557	914 x 2013	In	05/06/2019	WF4 14263A	43 min

# NEUMA FDS SMOKE TEST RESULT EN1634-3:2004

To meet the requirements for an ambient smoke control doorset (FD30S), the tested doorset must not exceed an air leakage rate of 3.0m3/hr/m @ 25Pa pressure

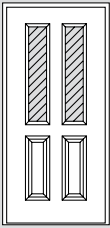
Fanlight Fire Door Unit									
Door Style	Taped	Unit Size	Door Size	Test Date	Report Number	Pressure	Pa	Leakage (m³/hr)	Test Result (m³/hr/m)
 Composite Four + Short Nosed Cill Cover	Threshold Taped	1003 x 2557	914 x 2013	28/06/2019	WYC415952/01/a	Positive Pressure	50	7.96	1.60
							25	5.06	1.02
							10	2.94	0.59
						Negative Pressure	50	7.88	1.59
							25	5.45	1.10
							10	2.84	0.57
	Threshold Un-taped	1003 x 2557	914 x 2013	28/06/2019	WYC415952/01/b	Positive Pressure	50	8.18	1.39
							25	5.37	0.91
							10	3.13	0.53
						Negative Pressure	50	8.26	1.40
							25	5.75	0.98
							10	3.06	0.52
 Composite Half Moon + Short Nosed Cill Cover	Threshold Taped	1003 x 2557	914 x 2013	28/06/2019	WYC415952/02/a	Positive Pressure	50	11.60	2.34
							25	7.76	1.56
							10	4.29	0.86
						Negative Pressure	50	11.48	2.31
							25	8.23	1.66
							10	4.42	0.89
	Threshold Un-taped	1003 x 2557	914 x 2013	28/06/2019	WYC415952/02/b	Positive Pressure	50	11.82	2.01
							25	7.86	1.33
							10	4.32	0.73
						Negative Pressure	50	11.66	1.98
							25	8.32	1.41
							10	4.61	0.78
 Composite Half Moon + Short Nosed Cill Cover + Brush Pile Removed	Threshold Taped	1003 x 2557	914 x 2013	28/06/2019	WYC415952/03/a	Positive Pressure	50	11.95	2.41
							25	7.93	1.60
							10	4.60	0.93
						Negative Pressure	50	12.22	2.46
							25	9.17	1.85
							10	4.93	0.99
	Threshold Un-taped	1003 x 2557	914 x 2013	28/06/2019	WYC415952/03/b	Positive Pressure	50	12.08	2.05
							25	8.25	1.40
							10	4.85	0.82
						Negative Pressure	50	12.08	2.08
							25	8.25	1.56
							10	4.85	0.85


# NEUMA FDS TEST RESULTS BS6375 & PAS24

Summary of Results: PAS24:2016							
Door style	Glazing	Type	Unit size	Door size	Opening	Test date	Report number
<div><div>Composite Four</div></div>	Twin Vertical	Large	1003 x 2077	914 x 2013	In	29/07/19	R20 742 Rev1
Test description				Result			
A.3 – Security hardware & manual cylinder test				Pass			
B.4.6 – Manual check test				Pass			
B.4.4.3 – Infill – mechanical test				Pass			
B.4.3 Manipulation test (a)				Pass			
B.4.4.4 – Manual cutting test				Pass			
B.4.5 Mechanical loading test				Pass			
B.4.4.2 – Infill – manual test				Pass			
B.4.8 – Soft body impact test				Pass			
B.4.9 – Hard body impact test				Pass			
Overall Classification in accordance with PAS24:2016				D			

Summary of Results: BS6375-1							
Door style	Glazing	Type	Unit size	Door size	Opening	Test date	Report number
<div><div>Composite Four</div></div>	Twin Vertical	Large	1003 x 2077	914 x 2013	In	29/07/19	R20 739 Rev1
Test method & classification standard				Achieved max. Test pressure		Classification	
Air permeability				BS EN 1026:2016 BS EN 12207:2016		600Pa	
Water tightness				BS EN 1027:2016 BS EN 12208:2000		150Pa	
Wind resistance				BS EN 12211:2016 BS EN 12210:2016		800Pa	
Classification according to Table 1 of BS 6375-1:2015+A1:2016						800X	


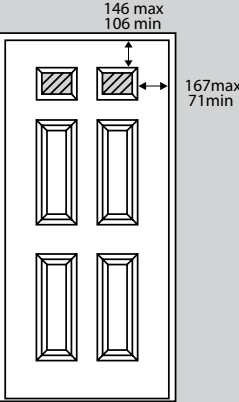
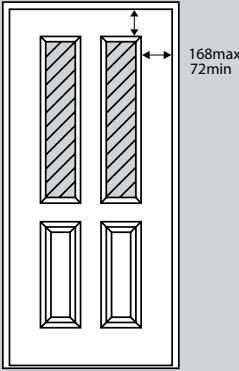
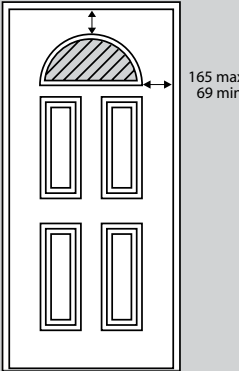



Summary of Results: BS6375-2							
Door style	Glazing	Type	Unit size	Door size	Opening	Test date	Report number
 Composite Four	Twin Vertical	Large	1003 x 2077	914 x 2013	In	29/07/19	R19735
Test method & classification standard		Test description		Test classification			
BS EN 12046-2:2003 BS EN 12217:2003		Operating forces		Class 1			
BS EN 1192:2000		Mechanical strength		Class 2			
BS EN 947:1999 BS EN 1192:2000		Vertical load		600 N			
BS EN 948:1999 BS EN 1192:2000		Static torsion		250 N			
BS EN 949:1999 BS EN 1192:2000		Soft & heavy impacting		60 J			
BS EN 950:1999 BS EN 1192:2000		Hard body impacting		3 J			
BS EN 1191:2012		Repeated opening and closing		Class 4			

Summary of Results: BS6375-3							
Door style	Glazing	Type	Unit size	Door size	Opening	Test date	Report number
 Composite Four	Twin Vertical	Large	1003 x 2077	914 x 2013	In	29/07/19	R19735
Test description				Test result			
Annex A – Basic security test				Pass			
Annex C – Closure against obstruction test				Pass			


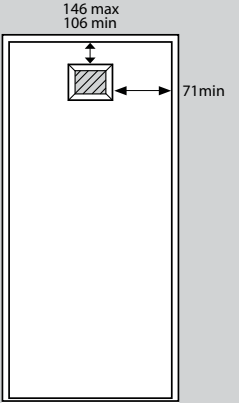
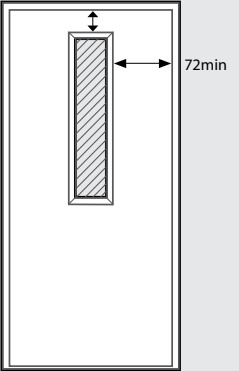
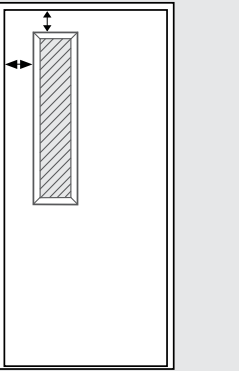
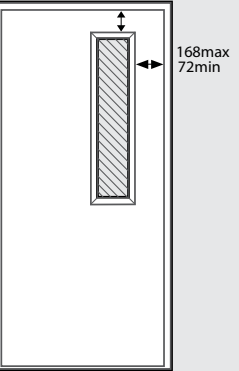
# TECHNICAL SPECIFICATION

## INTERNAL & EXTERNAL STANDARD DOORSET SCOPE

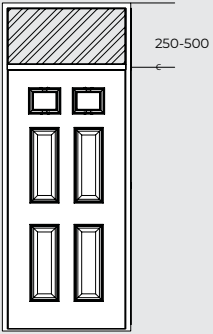
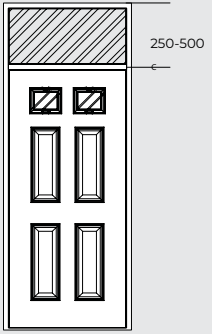

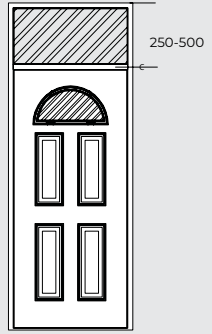
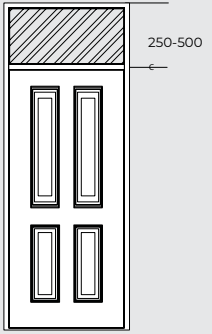
Composite Six Solid		Composite Six/ Two		Composite Four		Composite Half Moon		Composite Four Solid	
									
Max Doorset Dimension	1003 x 2077 x 70	Max Doorset Dimension	1003 x 2077 x 70	Max Doorset Dimension	1003 x 2077 x 70	Max Doorset Dimension	1003 x 2077 x 70	Max Doorset Dimension	1003 x 2077 x 70
Min Doorset Dimension	811 x 1967 x 70	Min Doorset Dimension	811 x 1967 x 70	Min Doorset Dimension	811 x 1967 x 70	Min Doorset Dimension	811 x 1967 x 70	Min Doorset Dimension	811 x 1967 x 70
Door Glazing	N/A Solid	Door Glazing	202 x 154 x 24	Door Glazing	203 x 912 x 24	Door Glazing	R250 x 550 x 24	Door Glazing	N/A Solid

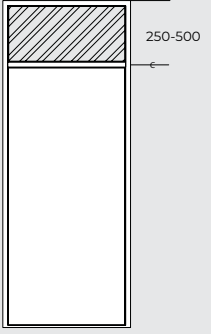
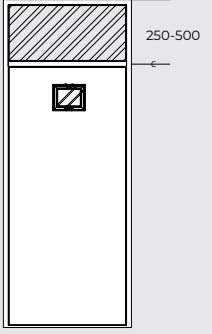
## INTERNAL & EXTERNAL STANDARD DOORSET SCOPE

## INTERNAL STANDARD DOORSET SCOPE ONLY

Bohemia Solid		Bohemia Small Rectangle		Bohemia XL Rectangle		Bohemia XL Rectangle Offset Left		Bohemia XL Rectangle Offset Right	
									
Max Doorset Dimension	1003 x 2077 x 70	Max Doorset Dimension	1003 x 2077 x 70	Max Doorset Dimension	1003 x 2077 x 70	Max Doorset Dimension	1003 x 2077 x 70	Max Doorset Dimension	1003 x 2077 x 70
Min Doorset Dimension	811 x 1967 x 70	Min Doorset Dimension	811 x 1967 x 70	Min Doorset Dimension	811 x 1967 x 70	Min Doorset Dimension	811 x 1967 x 70	Min Doorset Dimension	811 x 1967 x 70
Door Glazing	N/A Solid	Door Glazing	202 x 154 x 24	Door Glazing	203 x 912 x 24	Door Glazing	203 x 912 x 24	Door Glazing	203 x 912 x 24

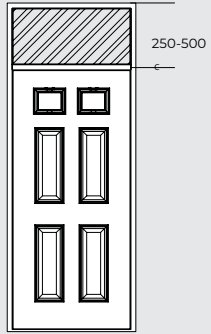
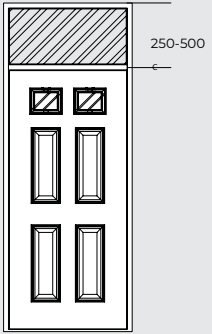


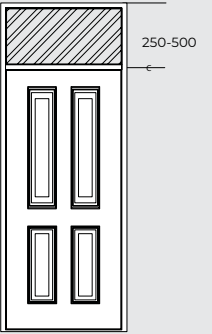
# EXTERNAL DOORSET SCOPE WITH INTEGRATED FANLIGHT

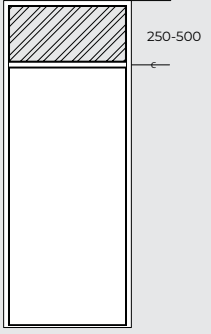
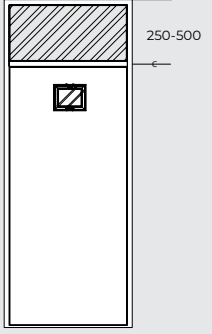
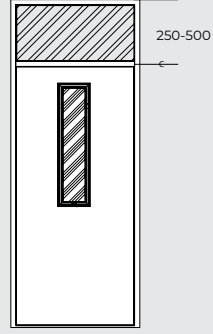
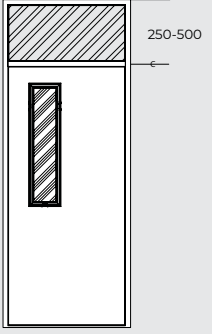
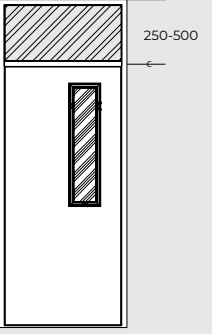
Composite 6 Solid + Fanlight		Composite Six/ Two + Fanlight		Composite Four + Fanlight		Composite Half Moon + Fanlight		Composite Four Solid + Fanlight	
									
Max Doorset Dimension	1003 x 2557	Max Doorset Dimension	1003 x 2557	Max Doorset Dimension	1003 x 2557	Max Doorset Dimension	1003 x 2557	Max Doorset Dimension	1003 x 2557
Min Doorset Dimension	811 x 2197	Min Doorset Dimension	811 x 2197	Min Doorset Dimension	811 x 2197	Min Doorset Dimension	811 x 2197	Min Doorset Dimension	811 x 2197
Max Fanlight Dimension	1003 x 500	Max Fanlight Dimension	1003 x 500	Max Fanlight Dimension	1003 x 500	Max Fanlight Dimension	1003 x 500	Max Fanlight Dimension	1003 x 500
Min Fanlight Dimension	811 x 250	Min Fanlight Dimension	811 x 250	Min Fanlight Dimension	811 x 250	Min Fanlight Dimension	811 x 250	Min Fanlight Dimension	811 x 250

Bohemia Solid + Fanlight		Bohemia Small Rectangle + Fanlight	
			
Max Doorset Dimension	1003 x 2557	Max Doorset Dimension	1003 x 2557
Min Doorset Dimension	811 x 2197	Min Doorset Dimension	811 x 2197
Max Fanlight Dimension	1003 x 500	Max Fanlight Dimension	1003 x 500
Min Fanlight Dimension	811 x 250	Min Fanlight Dimension	811 x 250

All measurements shown in millimeters (mm)

# INTERNAL DOORSET SCOPE WITH INTEGRATED FANLIGHT

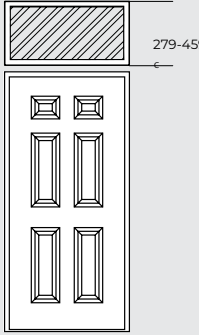



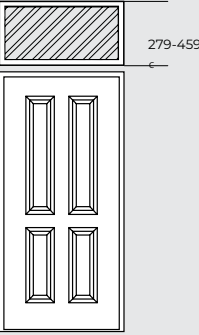
Composite 6 Solid + Fanlight		Composite Six/ Two + Fanlight		Composite Four + Fanlight		Composite Half Moon + Fanlight		Composite Four Solid + Fanlight	
									
Max Doorset Dimension	1003 x 2557	Max Doorset Dimension	1003 x 2557	Max Doorset Dimension	1003 x 2557	Max Doorset Dimension	1003 x 2557	Max Doorset Dimension	1003 x 2557
Min Doorset Dimension	811 x 2197	Min Doorset Dimension	811 x 2197	Min Doorset Dimension	811 x 2197	Min Doorset Dimension	811 x 2197	Min Doorset Dimension	811 x 2197
Max Fanlight Dimension	1003 x 500	Max Fanlight Dimension	1003 x 500	Max Fanlight Dimension	1003 x 500	Max Fanlight Dimension	1003 x 500	Max Fanlight Dimension	1003 x 500
Min Fanlight Dimension	811 x 250	Min Fanlight Dimension	811 x 250	Min Fanlight Dimension	811 x 250	Min Fanlight Dimension	811 x 250	Min Fanlight Dimension	811 x 250



Bohemia Solid + Fanlight		Bohemia Small Rectangle + Fanlight		Bohemia XL Rectangle + Fanlight		Bohemia XL Rectangle Offset Left + Fanlight		Bohemia XL Rectangle Offset Right + Fanlight	
									
Max Doorset Dimension	1003 x 2557	Max Doorset Dimension	1003 x 2557	Max Doorset Dimension	1003 x 2557	Max Doorset Dimension	1003 x 2557	Max Doorset Dimension	1003 x 2557
Min Doorset Dimension	811 x 2197	Min Doorset Dimension	811 x 2197	Min Doorset Dimension	811 x 2197	Min Doorset Dimension	811 x 2197	Min Doorset Dimension	811 x 2197
Max Fanlight Dimension	1003 x 500	Max Fanlight Dimension	1003 x 500	Max Fanlight Dimension	1003 x 500	Max Fanlight Dimension	1003 x 500	Max Fanlight Dimension	1003 x 500
Min Fanlight Dimension	811 x 250	Min Fanlight Dimension	811 x 250	Min Fanlight Dimension	811 x 250	Min Fanlight Dimension	811 x 250	Min Fanlight Dimension	811 x 250

All measurements shown in millimeters (mm)



# EXTERNAL DOORSET SCOPE WITH SEPARATE FANLIGHT

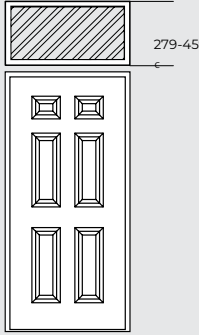



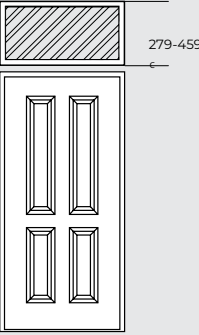
Composite 6 Solid + Separate Fanlight		Composite Six/ Two +Separate Fanlight		Composite Four + Separate Fanlight		Composite Half Moon + Separate Fanlight		Composite Four Solid + Separate Fanlight	
									
Max Doorset Dimension	1003 x 2077	Max Doorset Dimension	1003 x 2077	Max Doorset Dimension	1003 x 2077	Max Doorset Dimension	1003 x 2077	Max Doorset Dimension	1003 x 2077
Min Doorset Dimension	811 x 1967	Min Doorset Dimension	811 x 1967	Min Doorset Dimension	811 x 1967	Min Doorset Dimension	811 x 1967	Min Doorset Dimension	811 x 1967
Max Fanlight Dimension	1003 x 459*	Max Fanlight Dimension	1003 x 459*	Max Fanlight Dimension	1003 x 459*	Max Fanlight Dimension	1003 x 459*	Max Fanlight Dimension	1003 x 459*
Min Fanlight Dimension	811 x 279*	Min Fanlight Dimension	811 x 279*	Min Fanlight Dimension	811 x 279*	Min Fanlight Dimension	811 x 279*	Min Fanlight Dimension	811 x 279*




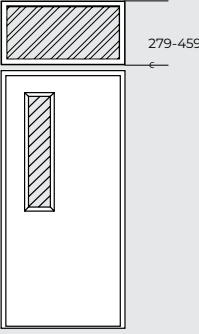
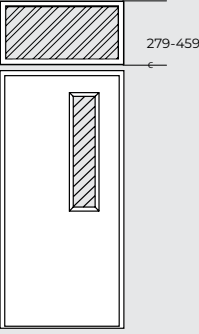
Bohemia Solid + Separate Fanlight		Bohemia Small Rectangle + Separate Fanlight	
			
Max Doorset Dimension	1003 x 2077	Max Doorset Dimension	1003 x 2077
Min Doorset Dimension	811 x 1967	Min Doorset Dimension	811 x 1967
Max Fanlight Dimension	1003 x 459*	Max Fanlight Dimension	1003 x 459*
Min Fanlight Dimension	811 x 279*	Min Fanlight Dimension	811 x 279*

All measurements shown in millimeters (mm)

\*Including coupler

# INTERNAL DOORSET SCOPE WITH SEPARATE FANLIGHT

Composite 6 Solid + Separate Fanlight		Composite Six/ Two +Separate Fanlight		Composite Four + Separate Fanlight		Composite Half Moon + Separate Fanlight		Composite Four Solid + Separate Fanlight	
									
Max Doorset Dimension	1003 x 2077	Max Doorset Dimension	1003 x 2077	Max Doorset Dimension	1003 x 2077	Max Doorset Dimension	1003 x 2077	Max Doorset Dimension	1003 x 2077
Min Doorset Dimension	811 x 1967	Min Doorset Dimension	811 x 1967	Min Doorset Dimension	811 x 1967	Min Doorset Dimension	811 x 1967	Min Doorset Dimension	811 x 1967
Max Fanlight Dimension	1003 x 459*	Max Fanlight Dimension	1003 x 459*	Max Fanlight Dimension	1003 x 459*	Max Fanlight Dimension	1003 x 459*	Max Fanlight Dimension	1003 x 459*
Min Fanlight Dimension	811 x 279*	Min Fanlight Dimension	811 x 279*	Min Fanlight Dimension	811 x 279*	Min Fanlight Dimension	811 x 279*	Min Fanlight Dimension	811 x 279*

Bohemia Solid + Separate Fanlight		Bohemia Small Rectangle + Separate Fanlight		Bohemia XL Rectangle + Separate Fanlight		Bohemia XL Rectangle Offset Left + Separate Fanlight		Bohemia XL Rectangle Offset Right + Separate Fanlight	
									
Max Doorset Dimension	1003 x 2077	Max Doorset Dimension	1003 x 2077	Max Doorset Dimension	1003 x 2077	Max Doorset Dimension	1003 x 2077	Max Doorset Dimension	1003 x 2077
Min Doorset Dimension	811 x 1967	Min Doorset Dimension	811 x 1967	Min Doorset Dimension	811 x 1967	Min Doorset Dimension	811 x 1967	Min Doorset Dimension	811 x 1967
Max Fanlight Dimension	1003 x 459*	Max Fanlight Dimension	1003 x 459*	Max Fanlight Dimension	1003 x 459*	Max Fanlight Dimension	1003 x 459*	Max Fanlight Dimension	1003 x 459*
Min Fanlight Dimension	811 x 279*	Min Fanlight Dimension	811 x 279*	Min Fanlight Dimension	811 x 279*	Min Fanlight Dimension	811 x 279*	Min Fanlight Dimension	811 x 279*

All measurements shown in millimeters (mm)

\*Including coupler

# EXTERNAL DOORSET SCOPE

## WITH SEPARATE FANLIGHT/SIDELIGHT COMBINATION

Sidelight combination available with or without fanlight at sizes below

Composite 6 Solid + Double Fanlight Combination		Composite Six/ Two + Double Fanlight Combination		Composite Four + Double Fanlight Combination		Composite Half Moon + Double Fanlight Combination		Composite Four Solid + double fanlight Combination	
Max Doorset Dimension	1003 x 2077	Max Doorset Dimension	1003 x 2077	Max Doorset Dimension	1003 x 2077	Max Doorset Dimension	1003 x 2077	Max Doorset Dimension	1003 x 2077
Min Doorset Dimension	811 x 1967	Min Doorset Dimension	811 x 1967	Min Doorset Dimension	811 x 1967	Min Doorset Dimension	811 x 1967	Min Doorset Dimension	811 x 1967
Max Double Fanlight Dimension	1524 x 459*	Max Double Fanlight Dimension	1524 x 459*	Max Double Fanlight Dimension	1524 x 459*	Max Double Fanlight Dimension	1524 x 459*	Max Double Fanlight Dimension	1524 x 459*
Min Double Fanlight Dimension	1102 x 279*	Min Double Fanlight Dimension	1102 x 279*	Min Double Fanlight Dimension	1102 x 279*	Min Double Fanlight Dimension	1102 x 279*	Min Double Fanlight Dimension	1102 x 279*
Bohemia Solid + Double Fanlight Combination		Bohemia Small Rectangle + Double Fanlight Combination		Max Sidelight Dimension	521* x 2077	Max Sidelight Dimension	521* x 2077	Max Sidelight Dimension	521* x 2077
				Min Sidelight Dimension	219* x 1967	Min Sidelight Dimension	219* x 1967	Min Sidelight Dimension	219* x 1967
Max Doorset Dimension	1003 x 2077	Max Doorset Dimension	1003 x 2077						
Min Doorset Dimension	811 x 1967	Min Doorset Dimension	811 x 1967						
Max Double Fanlight Dimension	1524 x 459*	Max Double Fanlight Dimension	1524 x 459*						
Min Double Fanlight Dimension	1102 x 279*	Min Double Fanlight Dimension	1102 x 279*						
Max Sidelight Dimension	521* x 2077	Max Sidelight Dimension	521* x 2077						
Min Sidelight Dimension	219* x 1967	Min Sidelight Dimension	219* x 1967						

# INTERNAL DOORSET SCOPE

## WITH SEPARATE FANLIGHT/SIDELIGHT COMBINATION

Sidelight combination available with or without fanlight at sizes below

Composite 6 Solid + Double Fanlight Combination		Composite Six/ Two + Double Fanlight Combination		Composite Four + Double Fanlight Combination		Composite Half Moon + Double Fanlight Combination		Composite Four Solid + double fanlight Combination	
Max Doorset Dimension	1003 x 2077	Max Doorset Dimension	1003 x 2077	Max Doorset Dimension	1003 x 2077	Max Doorset Dimension	1003 x 2077	Max Doorset Dimension	1003 x 2077
Min Doorset Dimension	811 x 1967	Min Doorset Dimension	811 x 1967	Min Doorset Dimension	811 x 1967	Min Doorset Dimension	811 x 1967	Min Doorset Dimension	811 x 1967
Max Double Fanlight Dimension	1662 x 459*	Max Double Fanlight Dimension	1662 x 459*	Max Double Fanlight Dimension	1662 x 459*	Max Double Fanlight Dimension	1662 x 459*	Max Double Fanlight Dimension	1662 x 459*
Min Double Fanlight Dimension	1102 x 279*	Min Double Fanlight Dimension	1102 x 279*	Min Double Fanlight Dimension	1102 x 279*	Min Double Fanlight Dimension	1102 x 279*	Min Double Fanlight Dimension	1102 x 279*
Bohemia Solid + Double Fanlight Combination		Bohemia Small Rectangle + Double Fanlight Combination		Bohemia XL Rectangle + Double Fanlight Combination		Bohemia XL Rectangle Offset Left + Double Fanlight Combination		Bohemia XL Rectangle Offset Right + double fanlight Combination	
Max Doorset Dimension	1003 x 2077	Max Doorset Dimension	1003 x 2077	Max Doorset Dimension	1003 x 2077	Max Doorset Dimension	1003 x 2077	Max Doorset Dimension	1003 x 2077
Min Doorset Dimension	811 x 1967	Min Doorset Dimension	811 x 1967	Min Doorset Dimension	811 x 1967	Min Doorset Dimension	811 x 1967	Min Doorset Dimension	811 x 1967
Max Double Fanlight Dimension	1662 x 459*	Max Double Fanlight Dimension	1662 x 459*	Max Double Fanlight Dimension	1662 x 459*	Max Double Fanlight Dimension	1662 x 459*	Max Double Fanlight Dimension	1662 x 459*
Min Double Fanlight Dimension	1102 x 279*	Min Double Fanlight Dimension	1102 x 279*	Min Double Fanlight Dimension	1102 x 279*	Min Double Fanlight Dimension	1102 x 279*	Min Double Fanlight Dimension	1102 x 279*
Max Sidelight Dimension	659* x 2077	Max Sidelight Dimension	659* x 2077	Max Sidelight Dimension	659* x 2077	Max Sidelight Dimension	659* x 2077	Max Sidelight Dimension	659* x 2077
Min Sidelight Dimension	219* x 1967	Min Sidelight Dimension	219* x 1967	Min Sidelight Dimension	219* x 1967	Min Sidelight Dimension	219* x 1967	Min Sidelight Dimension	219* x 1967





For help or advice with any part of your fire door project, please call us on **01482 790790** or email **[info@hurstdoors.co.uk](mailto:info@hurstdoors.co.uk)**

**Enquiries:**  
**Call 01482 790790**  
**Visit** [hurstdoors.co.uk](http://hurstdoors.co.uk)  
**Email** [info@hurstdoors.co.uk](mailto:info@hurstdoors.co.uk)

Unit One, Kingston International Business Park,  
Somerden Road, Hedon Road, Hull HU9 5PE

Due to a continuous development programme, Hurst Doors (Hurst Plastics Ltd) reserve the right to alter specifications without prior notice. All specifications are correct at the time of going to print. E & OE. This document and all content including copy, images and information is the Copyright © of Hurst Doors (Hurst Plastics Ltd) & fds (fire door systems) and protected under UK law.  
Issue Edition 03/2025